



Publication 199: Intelligent Mail Package Barcode (IMpb) Implementation Guide for Confirmation Services and Electronic Payment Systems

Version 29 – 1/19/2024

United States Postal Service Document

2024 United States Postal Service

TABLE OF CONTENTS

1 General Information 14

1.1 Purpose 14

1.2 Background 14

1.2.1 Intelligent Mail Package Barcode (IMpb) Compliance Rules 16

1.2.2 ACS for Parcels 21

1.3 Reference Materials 22

1.4 Mailer ID (MID) and Mail Ownership 23

1.4.1 Assignment of MID 23

1.5 Test Environment for Mailers (TEM) 24

1.6 Facility Access and Shipment Tracking (FAST) and Facility ZIP Codes 24

1.7 Customer Services 24

2 Getting Started 26

2.1 New and Existing Customer Certification Processes 26

2.1.1 Transitioning from Shipping Services File Version 1.6 to Version 1.7/2.0 26

2.2 Confirmation Services Customer Certification Process 27

2.3 Electronic Verification System (eVS) 27

2.4 USPS Ship 27

2.5 Parcel Return Service (PRS) Customers 27

2.6 Forms 27

2.6.1 Certification Forms 27

2.7 Enterprise Payment System 28

2.7.1 General Information 28

3 Shipping Services File 30

3.1 Process 30

3.1.1 Things to Know About the Shipping Services File 32

3.1.2 Printed Manifest Forms Used When Entering Mail 33

3.1.3 International 34

3.1.4 Additional Products and Services Requirements 34

3.2 File, Manifest and Record 35

3.2.1 Customs Detail Records 3 and 4/Global Detail Records 1 and 2 35

3.3 Key Fields 35

 3.3.1 Header Record Key Fields 35

 3.3.2 Detail 1 Record Key Fields..... 38

 3.3.3 Detail 2 Record Key Field 42

 3.3.4 Customs Detail Records 3 and 4/Global Detail Records 1 and 2 43

3.4 Shipping Partner Event File..... 43

4 Barcode Requirements 46

 4.1 Barcode Element Differences 46

 4.2 Tracking Number 46

 4.3 Channel-Specific Barcode Construct 47

 4.3.1 Sample Commercial Mailer Construct 47

 4.4 Online Mailer Constructs 50

 4.5 Barcode Banner Text 53

 4.6 Calculate MOD 10 Check Digit for the Package Identification Code (PIC) / Electronic File Number (EFN). 54

 4.7 Print Quality Requirements 55

 4.7.1 Printer Resolution 55

 4.7.2 Reflectance/Symbol Contrast 55

 4.7.3 Barcode Quality..... 55

 4.8 Physical Barcode Requirements 55

 4.8.1 Dimension 56

 4.8.2 Barcode Length 56

 4.8.3 Barcode Height 56

 4.9 Barcode Identification and Layout Requirements..... 56

 4.9.1 Human-readable Text 56

 4.9.2 Human-readable Number 57

 4.9.3 Parsing 57

 4.9.4 Identification Bars..... 57

 4.10 Quiet/Clear Zone Requirements..... 58

 4.10.1 Horizontal Barcode Quiet/Clear Zone..... 58

 4.10.2 Vertical Barcode Quiet/Clear Zone 58

 4.11 Documentation..... 59

5	Customer Interface Files.....	60
5.1	File Retention.....	60
5.2	Shipping Services File Confirmation/Error/Warning Reports.....	60
5.2.1	Shipping Service File Confirmation/Error/Warning Report - Version 1.5.....	60
5.2.2	Shipping Service File Confirmation/Error/Warning Report - Version 1.7.....	61
5.3	Shipping Partner Event File Confirmation/Error/Warning Report – Version 2.0.....	61
5.4	eVS Postage Payment Extract File - Version 1.1/2.0.....	61
5.4.1	File Naming Convention.....	62
5.5	Reconciliation Extract File – Version 1.....	62
5.5.1	File Naming Convention.....	63
5.6	The Scan Event Extract File – Versions 1.5, 1.6, and 2.0.....	63
6	Communications.....	66
6.1	Transmission Methods.....	66
6.1.1	Things to Know about File Transmissions.....	68
6.2	Production Sending/Retrieving File Instructions.....	69
6.2.1	Secure Protocol Options.....	69
6.2.2	Communication Using Internet Server SFTP for TEM.....	71
6.3	Accessing eVS TEM.....	73
7	Manifest Error Process.....	74
7.1	Duplicate Records.....	74
7.2	Corrections Process.....	74
7.3	Unused Labels.....	75
7.4	File Retransmission.....	76
8	Product Specific Information.....	78
8.1	Adult Signature Required and Adult Signature Restricted Delivery.....	78
8.1.1	File Specification Information.....	78
8.1.2	Adult Signature Label Examples.....	79
8.2	Certified Mail.....	79
8.2.1	General Information.....	79
8.2.2	File Specification Information.....	80
8.2.3	Barcoded Form.....	81

8.2.4 Private Printing Instructions 82

8.3 Commercial Cubic..... 83

8.3.1 Commercial Cubic Priority Mail - File Specification Information 84

8.3.2 Commercial Cubic USPS Ground Advantage - File Specification Information 86

8.4 Hold For Pickup..... 87

8.4.1 Labeling and Data Reporting Requirements..... 87

8.4.2 Hold For Pickup - File Specific Information 89

8.5 Insured Mail..... 90

8.5.1 General Information 90

8.5.2 Barcoded Form 90

8.5.3 Private Printing Instructions 92

8.6 Collect on Delivery (COD) — PS Form 3816..... 94

8.6.1 General Information 94

8.6.2 Barcoded Form 94

8.6.3 Private Printing Instructions 95

8.6.4 Collect on Delivery (COD) Hold For Pickup Label..... 98

8.7 Registered Mail — Label 200..... 101

8.7.1 General Information 101

8.7.2 Barcoded Label 101

8.7.3 Private Printing Instructions 102

8.8 Return Receipt — PS Form 3811 103

8.8.1 General Information 103

8.8.2 Form..... 104

8.8.3 Private Printing Instructions 105

8.9 Return Receipt for Merchandise — PS Form 3804..... 106

8.9.1 General Information 106

8.10 Signature Confirmation— PS Form 153..... 107

8.10.1 General Information 107

8.10.2 Barcoded Labels..... 107

8.10.3 Private Printing Instructions 109

8.11 Open and Distribute 109

8.11.1	Priority Mail Open and Distribute (PMOD) Service	109
8.11.2	Priority Mail Express Open and Distribute (PMEOD) Service	112
8.12	USPS Returns	116
8.12.1	Description.....	116
8.12.2	Barcoded label	116
8.12.3	Private Printing Instructions	117
8.12.4	Instructions	117
8.13	Cremated Remains	117
8.13.1	General Information	117
8.13.2	Barcoded Cremated Remains Label.....	117
8.14	Merchant Override USPS Electronic Signature Online (eSOL).....	118
8.14.1	General Information	118
8.14.2	Shipping Service File Specifications	118
8.15	USPS Tracking Plus™	121
8.15.1	General Information	121
8.15.2	Shipping Services File Specifications	121
8.15.3	Prices (per package).....	121
8.16	Hazardous Materials.....	122
8.16.1	General Information	122
8.16.2	Barcoded Hazardous Materials Label	122
8.16.3	Service Type Codes	124
	Appendices	131
	Appendix A: Shipping Services File Version 1.6	132
	Appendix A-1: Shipping Services File Version 1.6 File Layout Specification.....	132
	Appendix B: Shipping Services File Version 1.7	170
	Appendix C: Shipping Services File Version 2.0	248
	Appendix D: Shipping Partner Event Files.....	319
	Appendix D-1: Shipping Partner Event File Version 4.0 File Layout Specification	319
	Appendix D-2: Shipping Partner Event File Version 5.0 - File Layout	328
	Appendix E: Confirmation/Error/Warning Files.....	346
	Appendix E-1.1: Shipping Services Confirmation/Error/Warning Data Version 1.5 File Specification.....	346

Appendix E-1.2: Shipping Services Confirmation/Error/Warning Report Version 1.5 Formatted Specification.. 348

Appendix E-1.3: Shipping Services Confirmation/Error/Warning Data Version 1.7 File Specification 354

Appendix E-1.4: Shipping Services Confirmation/Error/Warning Report Version1.7 Formatted Specification ... 356

Appendix E-2.1: Shipping Partner Confirmation/Error/Warning Data Version 2.0 File Specification..... 362

Appendix E-2.2: Shipping Partner Confirmation/Error/Warning Report Version 2.0 Formatted Specification ... 364

Appendix E-3: Confirmation/Error/Warning Message List 367

Appendix F: eVS Postage Payment Extract Files..... 402

 Appendix F-1: Version 1.1 File Layout Specification..... 402

 Appendix F-2: Version 2.0 File Layout Specification..... 406

Appendix G: Scan Data Extract Files..... 411

 Appendix G-1: Scan Data Extract File Version 1.5 File Layout Specification 411

 Appendix G-2: Scan Extract File Version 1.6 File Layout Specification 414

 Appendix G-3: Scan Extract File Version 2.0 File Layout Specification 431

 Appendix G-4: USPS Domestic Tracking Scan Events 445

 Appendix G-5: Scan Event Codes – International Mail..... 468

Appendix H: eVS Reconciliation Extract File..... 472

Appendix I: Intelligent Mail Package Barcode Service Type Codes 505

Appendix J: Reference Tables..... 532

Appendix K: Transitioning from Shipping Services File Version 1.6 to Shipping Services File Version 1.7/2.0..... 550

Appendix L: Terms and Definitions..... 554

Appendix M: Abbreviations 558

Appendix N: Confirmation Services Customer Checklist..... 560

Appendix O: Electronic Verification System (eVS) Customer Checklist..... 564

Appendix P: Parcel Return Service (PRS) Customer Checklist..... 570

Appendix Q: Publication Change Notes..... 574

EXHIBITS

Exhibit 1: Shipping Services File Data Flow 31

Exhibit 2: Shipping Services File Version 1.6 Header Record Key Fields 36

Exhibit 3: Detail 1 Record Key Fields 39

Exhibit 4: Detail 2 Record Key Fields 43

Exhibit 5: Elements of a Package Barcode for Commercial Mailers 48

Exhibit 6: Commercial Mail Construct – C01 Barcode Construct 49

Exhibit 7: Visible and Non-Visible (Encoded/Overhead) Elements – C01 Barcode Construct 50

Exhibit 8: Parsing of the Human Readable Data – C01 Barcode Construct 50

Exhibit 9: Elements of a Package Barcode for Online/PC Postage/Meter Mailers 51

Exhibit 10: Online/PC Postage/Meter Construct – N05 Barcode Construct 52

Exhibit 11: Visible and Non-Visible (Encoded/Overhead) Elements – N05 Barcode Construct 52

Exhibit 12: Parsing of the Human Readable Data – N05 Barcode Construct 53

Exhibit 13: Barcode Specification 53

Exhibit 14: Adult Signature Required and Adult Signature Required/Restricted Delivery Labels. 79

Exhibit 15: PS Form 3800 – Certified Mail Receipt 81

Exhibit 16: PS Form 3813P – Domestic Insured Mail Receipt over \$500 91

Exhibit 17: PS Form 3813 – Domestic Insured Mail Receipt less than or equal to \$500 92

Exhibit 18: PS Form 3816 – COD Label and Delivery Receipt *Artwork not to scale 95

Exhibit 19: PS Form 3811 – Domestic Return Receipt (sample of privately printed form) 104

Exhibit 20: PS Form 153 108

Exhibit 21: Priority Mail Open and Distribute and Open and Distribute eVS Labels 112

Exhibit 22: Priority Mail Express Open and Distribute and Open and Distribute eVS Labels 115

Exhibit 23: USPS Returns (Scan Based Payment) Label 116

Exhibit 24: Cremated Remains Labels 117

Exhibit 25 : Shipping Services File Version 1.6 Record Position 504 119

Exhibit 26: Shipping Services File Version 1.7 Record Position 504 119

Exhibit 27 : Shipping Services File Version 2.0 Record Position 69 120

Exhibit 28: Hazardous Materials Label 123

LIST OF TABLES

Table 1 - Barcode Construct Codes	532
Table 2 - Channel Application Identifier (AI)	535
Table 3 - Container Type Indicator Codes	535
Table 4 - Delivery Option Indicator Codes	536
Table 5 - Destination Rate Indicator Codes	537
Table 6 - Discount Type Codes	537
Table 7 - Extra Service Codes	538
Table 8 - Mail Class Codes	541
Table 9 - Open and Distribute Content Indicator Codes	542
Table 10 - Postal Routing Barcode Codes	542
Table 11 - Rate Indicator Codes	543
Table 12 - Processing Category Codes	545
Table 13 - Surcharge Type Codes	546
Table 14 - ZONE Codes	547
Table 15 - IMpb Non-Compliance Codes	547
Table 16 - IMpb Non-Compliance Report Codes	548

CHANGE LOG

Date	Version	Changes
08/08/2011	Version 1	Initial Version
12/23/2011	Version 2	First Revision
07/26/2013	Version 3	Second Revision
09/16/2013	Version 4	Third Revision
11/22/2013	Version 5	Fourth Revision
01/27/2014	Version 6	Fifth Revision
07/31/2014	Version 7	Sixth Revision
02/23/2014	Version 8	See Change Notes for 03/01/2014 below
04/13/2015	Version 9	See change Notes before for 4/13/15
10/08/2015	Version 10	See change Notes before for 10/08/15
12/10/2015	Version 11	See Price Change Notes for January 2016.
03/01/2016	Version 12	Updates Related to January and February Releases for 2016.
10/19/2016	Version 13	Updates related to January 2017 Price Change
04/14/2017	Version 14	Updates related to January 2017 Price Change and new IMpb Thresholds
11/01/2017	Version 15	Updated to CEW and Scan Events List and IMpb Validation Criteria
1/11/2018	Version 16	Updated Hold For Pick-up section and Scan event descriptions
9/13/2018	Version 17	Updated Shipping Services File rules and limitations for January 2019 Price Change
10/10/2018	Version 17	See change Notes below
05/31/2019	Version 18	See Appendix Q-Publication Change Notes
07/24/2019	Version 18	See Appendix Q-Publication Change Notes
09/16/2019	Version 19	See Appendix Q- Complete List of Publication Change Notes <ul style="list-style-type: none"> • Added Section 8.14 Cremated Remains

10/07/2019	Version 20	<p>See Appendix Q-Complete List of Publication Change Notes</p> <ul style="list-style-type: none"> • Updated Section 3.1.1 Things to Know About the Shipping Services File • Updated Section 8.5.1 Insured Mail <ul style="list-style-type: none"> ○ Added paragraph indicating Merchant Override Electronic Signature Online requirements • Updated Section 8.10.1 Signature Confirmation <ul style="list-style-type: none"> ○ Added paragraph indication Merchant Override Electronic Signature Online requirements • Added Section 8.15 Merchant Override Electronic Signature Online <ul style="list-style-type: none"> ○ Added Section 8.15.1 General Information Section ○ Added Section 8.15.2 Shipping Services File Requirements • Added Exhibits 27, 28 and 29
01/26/2020	Version 21	<ul style="list-style-type: none"> • Added Section 8.16 Premium Data Retention and Retrieval Service <ul style="list-style-type: none"> ○ Added Section 8.16.1 General Information Section ○ Added Section 8.16.2 Shipping Services File Requirements ○ Added Section 8.16.2 Prices • Updated Appendix J-Table 7 Extra Service Codes, Three-Digit Extra Services Codes – IMPB COMM
12/31/2020	Version 22	<ul style="list-style-type: none"> • Remove Section 8.9-Return Receipt for Merchandise • Updated Appendix I: Intelligent Mail Package Barcode Service Type Codes • Updated Appendix J Table 7 Extra Service Codes • Updates to SSF Records for Required Fields for Export Compliance • Updates to CEW Table for New Messages • IMPB Fee increase from .20 to .25 • Update Name to USPS Tracking Plus™

07/13/2022	Version 23	<ul style="list-style-type: none"> • Updated CEW Message Chart/New Messages • Removed ESC 981 from Service Type Codes 599-601, 826-828 • Add USPS Returns Service Type Codes – Appendix I • Add Extra Service 452, remove Extra Service 455 • Add CR/LF to SSF D4 Record V2.0 • Update eVS Reconciliation Records (DP,PS) • Removed references to ‘CAPS’ for Transaction ID/Transaction Status Codes • Updated SSF 1.7/2.0 Layouts to include Supplemental Address Info • Updated SPEF 5.0 Layout to include Supplemental Address Info <ul style="list-style-type: none"> ○ and Foreign Postal Code • Updated list of correctable fields in an SSF Corrections File • Added Non-Standard Fee Extra Service Codes • Updated Product List for Tracking Plus • Added Destination Entry – Destination Service Hub • Added New Rate Indicators Q6-Q0, OT • Updated Rate Indicators OS, P5-P9 • Retired Extra Service Code 852 Special Handling Fragile (July 10, 2022) • Added new section on Package Platform Concept (PPC) • Updated included insurance information for Priority Mail Outbound and Returns (changing July 10, 2022) • Updated Scan Event List
08/04/2022	Version 23	<ul style="list-style-type: none"> • Corrected scan event description for event 86 • New barcode input method ‘4’ invalid symbology
12/16/2022	Version 24	<ul style="list-style-type: none"> • Add HAZMAT Section • Add HAZMAT STCs and ESCs to Appendix I and Appendix J • Add Matter for the Blind Returns STC 526 • Removed Special Handling from ESC Descriptions • Removed Scan Based Payment Extra Service Code (450) • Removed Shipping Partner v2.0, v3.0
02/15/2023	Version 25	<ul style="list-style-type: none"> • Remove Returns with Sig Con Service Type Codes (820-828) • Add New IMPB Non Compliance for Retired STC Use • Add Returns Processing Facility (RPF) • Rename Extra Service Code 415 to ‘USPS Label Delivery’ • Add Payment Method 20 – Enterprise Payment System • Add Event 75 to Domestic Scan Event List

04/18/2023	Version 26	<ul style="list-style-type: none"> • Updated Shipping Services File Layout v1.7 • Updated Shipping Services File Layout v2.0 • Updated Section 8.16 Hazmat STCs • Updated Appendix I for new/updated Hazmat STCs • Removed all references to SMS Carrier information
07/07/2023	Version 27	<ul style="list-style-type: none"> • Updated ESC Desc for HAZMAT ESCs • Changed Publication title to Publication 199: Intelligent Mail Package Barcode (IMpb) Implementation Guide for Confirmation Services and Electronic Payment Systems • Updated Appendix I for USPS Ground Advantage and Low Use Retirements and Banner Text on Adult Signature Combinations • Updated references to USPS Retail Ground with 7/9/2023 retire date • Updated references to USPS Ground Advantage (formerly First-Class Package Service) • Updated IMPB Non Compliance Barcode Metrics to include two new measurements.
10/10/2023	Version 28	<ul style="list-style-type: none"> • Added reference to Federal Register Final Rule in Section 1.2 • Added new BQ Reason Codes for Improperly Formatted Ground Advantage Labels in Section 1.2.1.1 • Corrected Cubic Pricing information in Section 8.3 • Added effective date for IMmb in Section 8.16 • Removed PRS STCs (NSA Only) in Appendix I
1/19/2024	Version 29	<ul style="list-style-type: none"> • Updated references from eVS to Electronic Payment Systems • Updated IMPB Non-Compliance Barcode Quality (BQ) Metrics to include fifteen new measurements in Section 1.2.1.1 • Updated Service Type Code 383 for HAZMAT in Section 8.16.3 • Retired Parcel Select Lightweight STCs in Appendix I, removed references to previous releases

1 General Information

1.1 Purpose

The Implementation Guide to Intelligent Mail Package Barcode (IMpb) for Confirmation Services and Electronic Payment Systems Mailers provides technical guidance for the implementation of the Intelligent Mail package barcode (IMpb) and file formats. These rules enable customers to meet IMpb requirements for packages and shipments with Extra Services.

This guide provides additional information that will be helpful to mailers as a supplement to Publication 205, Electronic Verification System (eVS) Business and Technical Guide. It provides information on the Shipping Services File formats used by commercial and online package or Extra Services customers who communicate electronically with USPS in order to meet IMpb requirements and receive electronic pricing or to participate in such programs as eVS or USPS Ship.

1.2 Background

New customers and customers converting to the IMpb must use version 1.6 or higher of the file format. Details may be found in Chapter 3, Shipping Services File.

The IMpb has the following benefits:

- Barcode formats to promote the use of a concatenated barcode structure (routing information and package identification code) in a single barcode.
- Addition of a channel-specific Application Identifier (AI) that allows a package to be matched to a specific payment channel, which supports revenue assurance and analysis.
- Support for both six-digit and nine-digit Mailer IDs (MIDs).
- Three-digit service type codes (STCs) that uniquely identify the mail class and extra service(s) combination in a single, integrated barcode to increase efficiency in mail transportation, handling and reporting.

Versions 1.7 and 2.0 of the Shipping Services File, which also feature Detail 3 (D3), Detail 4 (D4), Global 1 (G1) and Global 2 (G2) records, enable mailers to include International Customs information. When shipping services files are processed validations occur to confirm that all items include complete electronic data for customs when required. Information is provided to the mailer identifying data that is not compliant via Confirmation Error Warning messages. The two versions of the Shipping Services file contain the same data elements; version 1.7 records are fixed length and version 2.0 records are pipe-delimited variable length records.

As part of the Postal Service's 100% Visibility initiative, USPS launched a class-specific barcode for virtually every product and combination of Extra Services available to retail and commercial customers across all payment channels. The IMpb and associated files satisfy a wide range of data and product requirements for businesses, consumers and the Postal Service through the comprehensive information it contains.

The IMpb or unique tracking barcode is required for all parcels shipped through the Postal Service.

When customers ship packages and/or participate in programs such as electronic Confirmation Services, eVS or USPS Ship, they are required to transmit data to USPS regarding each package or extra service(s) mailpiece they tender. In return, USPS will provide mailers with two types of files: a scan event extract file and a confirmation/error/warning file. The scan event extract file contains tracking information about the movement of packages through the USPS mail stream. The confirmation/error/warning file identifies issues associated within the Shipping Services File record.

Previously, customers were permitted to choose their method of file transmission: Internet FTP, Secure FTP or EDIINT AS2. The Postal Service no longer allows Internet FTP as an option and is requiring customers to select a secure transmission method in order to ensure data security and integrity of its systems and those of our customers.

eVS and USPS Ship currently require secure transmission of all files.

The confirmation/error/warning file contains information regarding the processing of Shipping Services File records by the Product Tracking and Reporting system (PTR). Customers should carefully review the confirmation/error/warning file to confirm that no records have been rejected (errors) and that any problems with the data (warnings) are corrected and resubmitted. For Electronic Payment System customers, USPS will also provide two additional files: a postage payment extract, and a reconciliation extract. The postage payment extract files contain all rate ingredients reflecting any updates or changes made by the electronic payment system along with the postage rate calculated and charged for each item. The reconciliation extract file provides status and payment information to Electronic Payment System/PRS mailers for proposed and actual monthly adjustments. Customers must request both the payment extract and reconciliation extract files.

The final rule *New Standards To Enhance Package Visibility*, published in the Federal Register on December 18, 2013 (78 FR 76548), required both eVS and non-eVS customers to include the Transaction ID from the Shipping Services File on its corresponding Postage Statement. Effective January 25, 2014, this requirement became mandated. This creates a link between electronic files and file transmissions and helps to identify payment irregularities and errors. See Chapter 3, The Shipping Services File, section 3.4 for more information.

The final rule *Changes to Validations for Intelligent Mail Package Barcode*, published in the Federal Register on September 21, 2018 (83 FR 47839) amended the DMM to update IMpb requirements relative to Compliance Quality Validations for Address Quality, Shipping Services File Manifest Quality, and Barcode Quality. These validations allow the Postal Service to further improve service, tracking, and visibility, all of which will facilitate the identification of noncompliant mailpieces and customer experiences.

The final rule *Intelligent Mail Package Barcode Compliance Quality*, published in the Federal Register on August 10, 2023 (88 FR 54239) amended the DMM to add an additional Intelligent Mail® package barcode (IMpb®) validation under the “Barcode Quality” compliance category. The additional validation requires that an IMpb must include a valid, unique 3-digit STC that accurately represents the mail class, product, and service combination on the physical label affixed to the package. Additionally, the IMpb on the package must also correspond with electronic package level details and Extra Services Code(s) contained within the Shipping Services File (SSF).

1.2.1 Intelligent Mail Package Barcode (IMpb) Compliance Rules

Mailers are assessed IMpb non-compliance fees for commercial Competitive Products when non-compliant pieces exceed the threshold for one of the IMpb Quality Compliance categories. The Shipping Services File and address information must also be transmitted timely and received by the Postal Service before the Arrival at Post Office scan event.

IMpb Compliance is measured for assessment at the time of the first Arrival-at-Post Office Scan for the Shipping Services File and destination delivery address and/or 11-digit DPV ZIP Code requirements. The Arrival-at-Post Office event code is "07." IMpb barcode compliance will continue to be measured based on the first physical scan event or receipt of the Shipping Services File manifest record. For non-eVS customer (Manifest mailing solution) who tender shipments at the BMEU, compliance is assessed at the time of mailing.

IMpb Compliance Thresholds and Non-Compliance fees apply to Competitive Products only: Priority Mail, Priority Mail Express, USPS Ground Advantage (formerly First-Class Package Service), Parcel Select and Parcel Return Service. The IMpb non-compliance fee is currently \$0.25 for each non-compliant item that falls below the threshold. Metered users must meet IMpb requirements to retain Commercial Base Pricing or pay retail prices. A unique, trackable barcode is required for all metered parcels regardless of the price paid. Certified Mail, Registered Mail and trackable Extra Services must meet IMpb requirements.

In July 2017 the Postal Service started assessing the quality of the barcode, address and manifest. The current IMpb Compliance Quality Thresholds are listed below:

IMpb Compliance Type	IMpb Compliance Threshold	IMpb Compliance Code
Address Quality - Checks for a timely address that validates to a unique 11 Digit DPV	90%	AQ
Manifest Quality – Checks for a timely Manifest File that passes 4 critical validation criteria	94%	MQ
Barcode Quality – Checks the Barcode in the manifest and passes 2 critical validations	98%	BQ

Post/One! & eVS customers will also see PC (16) & OK (20) Report codes in their Event Extract Files that generate when a mailpiece passed IMpb Compliance Validations. A "PC" is stored for a mailpiece when the Tracking Label is compliant since the creation of the tracking number in PTR. An "OK" is stored for a mailpiece when the Tracking Label was corrected by the mailer prior to the Arrival At Unit (AAU) scan to make the mailpiece pass IMpb Compliance. "PC" or "OK" does not negatively affect a mailer's IMpb Non-Compliance score.

IMpb Compliance Code	IMpb Report Code Description
<p>PC "Package is Compliant"</p>	<p>A "PC" is stored for a mailpiece when the Tracking Label is compliant from the creation of the tracking number, a PC does not negatively affect a mailers IMpb Non-Compliance score.</p>
<p>OK "Compliance Code Was Updated by Mailer"</p>	<p>An "OK" is stored for a mailpiece when the Tracking Label was corrected by the mailer prior to the AAU to make the mailpiece pass IMpb Compliance. An OK does not negatively affect a mailer's IMpb Non-Compliance score.</p>

The three quality requirements will be assessed against performance thresholds. Non-compliance fees will be applied only once for packages and mailpieces that fall below the threshold percentages currently in place. Non-compliance fees are assessed at either the mail class level or blended level, depending on the lowest financial impact of the three thresholds yield the greatest number of non-compliant pieces. The category that yields the greatest count of non-compliant pieces will be used to determine the IMpb non-compliance fees. For Electronic Payment System mailers, the final IMpb Compliance is measured on the date and at the time of the first Arrival-at-Post Office Scan for the package. The Arrival-at-Post Office event code is "07" which is provided in Scan Event Extract Files. If the address is included in the Shipping Partner File, manifest compliance is assessed at midnight (23:59:59) local time of the Arrival-at-Post Office event "07."

For mailers receiving Version 1.6 or 2.0 of the Scan Event Extract file, the IMpb Compliance Report code will be populated for the Manifest Acceptance (MA), and each physical scan event. Mailers can also view their IMpb Compliance triggers in their Shipping Services Confirmation/Error/Warning Report.

For customers who tender shipments at the BMEU, compliance is assessed at the time of mailing. All non Electronic Payment System mailers will continue to be measured at the time PTR receives the Shipping Services File manifest record. Mailers/Shippers may enter the fees prior to verification on line S23 of the postage statement, in the Extra Service section.

The following Competitive Products are subject to the IMpb Non-compliance Fees:

- USPS Ground Advantage (formerly First-Class Package Service)
- Priority Mail Express
- Priority Mail
- Parcel Select
- Parcel Return Service

1.2.1.1 Barcode Quality

Barcodes are validated for readability as well as their proper construction in the SSF. Barcodes that fail certain SSF validations will be assigned a non-compliance code of “BQ.” SSF barcode validations that affect the barcode quality check can be found in Table 1. These validations are documented the customer’s Confirmation Error Warning (CEW) Report, which is produced for all manifest files submitted to USPS. The validations include the following:

Table 1 – Barcode Quality (BQ) Validations

PTR Error/Warning Message	PTR Indicator	Validations	Internal PTR Warning #
REUSED TRKNG NUM - TRKNG NUM HAS BEEN PREV MANIFESTED	BQ	120 Days Uniqueness, occurs when PTR receives a mailpiece with the same tracking number, with a different EFN, Destination ZIP Code, or weight within 120 days of receiving the tracking number	66
INVALID MAILER ID IN PIC	BQ	Valid and Certified Mailer ID in the label that’s in Program Registration/Online Enrollment	50
USPS PRODUCT/SERVICES WILL BE RETIRED AS OF DD/MM/YYYY	BQ	Verify that the service type code in the barcode is a valid, active service type code	9
GRND ADVTG SERVICE ICON NO MATCHING STC	BQ	Verify the label has the correct service type code for the service icon	10
GRND ADVTG STC NO MATCHING SERVICE ICON	BQ	Verify the label has the correct service icon for the service type code	11
GRND ADVTG SERVICE BANNER NO MATCHING STC	BQ	Verify the label has the correct service banner for the service type code	12
GRND ADVTG INDICIA NO MATCHING STC	BQ	Verify the label has the correct indicia for the service type code	13
WEIGHT OF ITEM REQUIRES DIFFERENT SERVICE TYPE CODE	BQ	Verify that the mailer provided weight of the item being shipped falls within the range of weights for the service type code.	99218
DESTN RATE IND REQUIRES DIFFERENT SERVICE TYPE CODE	BQ	Verify that the Parcel Select item will be dropped at a destination facility. Origin entered items should not be Mail Class Parcel Select	99219

PTR Error/Warning Message	PTR Indicator	Validations	Internal PTR Warning #
FCPS PERMIT IMPRINT	BQ	Verify that the Permit Imprint does not contain First-Class Package Service language	14
FIRST-CLASS PACKAGE RETURN SERVICE BANNER	BQ	Verify that the Service Banner does not contain First-Class Package Return Service language	15
GROUND RETURNS SERVICE BANNER	BQ	Verify that the Service Banner does not contain Ground Returns language	16
PARCEL RETURN SERVICE BANNER	BQ	Verify the label has the correct service type code for Parcel Return Service	17
PME INDICATOR AND NON-PME STC	BQ	Verify the label has the correct service icon for the non-Priority Mail Express service type code	20
NON-PME INDICATOR AND PME STC	BQ	Verify the label has the correct service icon for the Priority Mail Express service type code	21
PME PERMIT IMPRINT AND NON-PME STC	BQ	Verify the label has the correct indicia for the non-Priority Mail Express service type code	22
PM INDICATOR AND NON-PM STC	BQ	Verify the label has the correct service icon for the non-Priority Mail service type code	25
NON-PM INDICATOR AND PM STC	BQ	Verify the label has the correct service icon for the Priority Mail service type code	26
PM PERMIT IMPRINT AND NON-PM STC	BQ	Verify the label has the correct indicia for the non-Priority Mail service type code	27
HAZMAT SYMBOL AND NON-HAZMAT STC	BQ	Verify the label has the correct service type code for a HAZMAT item	30
HAZMAT INDICATOR AND NON-HAZMAT STC	BQ	Verify the label has the correct service icon code for a non-HAZMAT item	31
PARCEL SELECT LIGHTWEIGHT STC	BQ	Verify the label has the correct service type code - Parcel Select Lightweight is retired	35
PARCEL SELECT LIGHTWEIGHT BANNER	BQ	Verify the Service Banner on the label does not contain Parcel Select Lightweight	36
PARCEL SELECT LIGHTWEIGHT PERMIT IMPRINT	BQ	Verify the Permit Imprint on the label does not contain Parcel Select Lightweight	37

1.2.1.2 Manifest Quality

In addition to barcode quality validations, SSF field validations will be included in the evaluation of IMpb compliance for manifest file quality. SSF records failing these validations will be assigned a non-compliance code of “MQ.” A list of the SSF manifest validations that will affect the manifest quality assessment can be found in the Table 2. These validations include the following:

- Entry location ZIP Code
- Post Office of account ZIP Code
- Payment Account Number
- Method of Payment
- Unmanifested Mailpiece

The Event ZIP Code from the first physical scan is matched to the Entry Facility ZIP Code provided in the Manifest Header Record. When there is a mismatch, PTR will generate a MQ indicator to identify when a package was entered at the incorrect entry facility.

The correct Processing Category field also needs to be explicitly included in the SSF for the record to be considered compliant for non-eVS customers.

Table 2 – Manifest Quality (MQ) Validations

PTR Error/Warning Message	PTR Indicator	Validations	Internal PTR Warning #
MQ ENTRY FACILITY MISMATCH – ENTRY FACILITY DOES NOT MATCH MANIFEST FILE	MQ	When the Destination Rate Indicator is equal “D” (Destination Delivery Unit) then PTR compares the first 3 digits of the Event ZIP Code from the first Arrival-At-Unit (07 Event) to the first 3 digits of the Entry Facility ZIP Code provided in the Manifest Header Record from the mailer	1
INVALID PO OF ACCOUNT ZIP CODE	MQ	The PO of Account ZIP Code is a valid combination and is registered with eVS or <i>PostalOne!</i> as valid information	136
INVALID PAYMENT ACCOUNT NUMBER	MQ	The Payment Account Number is a valid combination and is registered with eVS or <i>PostalOne!</i> as valid information	1535
INVALID METHOD OF PAYMENT	MQ	The Method of Payment the mailer provides must be a valid value when validating against the PTR reference data, when the mailer provides an invalid method of payment they will receive this warning.	193
IMPB: MAIL PIECE WAS UNMANIFESTED AT THE TIME OF AAU	MQ	The Mail Piece was Unmanifested at the time of Arrival-At-Unit (07 event) occurred. This will generate a MQ compliance code with a 799 Reason Code.	799

1.2.1.3 Address Quality

When destination delivery address information is included in the Shipping Services File or Shipping Partner Event File to meet IMpb requirements, the address elements must be complete and have sufficient quality to yield a unique 11-digit ZIP Code valid for the delivery point. Destination delivery addresses will be compared against the USPS address database for accuracy and ability to be validated to an 11-digit ZIP Code that is unique to the finest depth for the delivery point (including secondary information such as the apartment or suite number).

Each delivery address will be validated for each mailpiece. An AQ non-compliance indicator will be assigned to packages and mailpieces with address information that does not validate to unique 11-digit delivery point ZIP Codes.

Street addresses included in the Shipping Services File in lieu of an 11-digit ZIP Code will be verified to ensure they are unique for a delivery address. A list of the Delivery Point Validation footnote codes returned from the address validations process can be found in Table 3.

Table 3 – Address Quality (AQ) Validations

The following codes will be validated for address quality (AQ):

Validation Codes Measured for AQ
A1 - ZIP+4 NOT MATCHED
N1 - HSA_DPV confirmed a hi-rise address w/o secondary information*
M1 - PRIMARY NUMBER MISSING
DZ – No Destination Delivery Address and/or 11-digit Delivery Point Validated (DPV) ZIP Code Prior to the AAU

1.2.2 ACS for Parcels

Intelligent Mail package barcode (IMpb) ACS (Address Change Service) with SPS (Shipper Paid Services) is available for parcels that include an IMpb. IMpb ACS is a process that provides change-of-address and undeliverable parcel information to parcel shippers. IMpb ACS with SPS is an ACS option that provides a consistent and more efficient method of collecting forwarding and return charges for undeliverable as addressed (UAA) parcels. Parcel shipper participation enhances the parcel return process and improves the efficiency of handling UAA parcels and provides service consistency. The goal is to increase IMpb ACS and IMpb ACS with SPS participation and therefore, increase consistency in the collection of forwarding and return charges and any fees associated.

- ACS Forwarding adds Extra Service code 451- "IMpb ACS with Shipper Paid Forward/Return" which will identify the event Forward/Return when parcel is processed as "Undeliverable As Addressed" (UAA)
- Allowed to be used by the following classes of mail: Parcel Select, Media Mail, Bound Printed Matter, and Library Mail
- Supported by Shipping Services File (Version 1.7 and higher) and when ancillary services endorsement field (Flag J or K) Position 675-677 is used
- Detail records are extracted and sent to ACS
- The package disposition status is stored when package is processed as UAA and the ACS notice is generated.

1.3 Reference Materials

IMpb Federal Register Final Rule

- Standards to Enhance Package Visibility, December 18, 2013 (78 FR 76548)- <https://www.federalregister.gov/articles/2013/12/18/2013-30023/new-standards-to-enhance-package-visibility>
- Changes to Validations for Intelligent Mail Package Barcode, September 21, 2018 (83 FR 47839)- <https://www.federalregister.gov/documents/2018/09/21/2018-20587/changes-to-validations-for-intelligent-mail-package-barcode>

Changes to IMPB Non Compliance Barcode Quality – August 10, 2023 (88 FR 54239)
<https://www.federalregister.gov/documents/2023/08/10/2023-16981/intelligent-mail-package-barcode-compliance-quality>

Relevant *Domestic Mail Manual* (DMM) sections:

- DMM Section 503.7.0 Additional and Extra Services USPS Tracking- <https://pe.usps.com/text/dmm300/503.htm>
- DMM Section 503.8.0, Extra Services, USPS Signature Services, <https://pe.usps.com/text/dmm300/503.htm#ep1063963>
- DMM Section 505 Return Services- <https://pe.usps.com/text/dmm300/505.htm>
- DMM Section 705.2.9, Advanced Preparation and Special Postage Payment Systems Electronic Verification System- <https://pe.usps.com/text/dmm300/705.htm#1179335>

Publications include:

- Barcode, Package, Intelligent Mail Specification (USPS2000508)- <https://postalpro.usps.com/node/780>
- Intelligent Mail Tray label and barcode- <https://postalpro.usps.com/mailling/intelligent-mail-tray-label>
- Intelligent Mail Container label and barcode- <https://postalpro.usps.com/mailling/intelligent-mail-container-barcode>
- Publication 97, Priority Mail Express Manifesting Technical Guide- <https://about.usps.com/publications/pub97/welcome.htm>
- Publication 199, Bulk Proof of Delivery Supplement- <https://postalpro.usps.com/node/783>
- Publication 205, Electronic Verification System Business and Technical Guide- <https://postalpro.usps.com/pub205>

The USPS also supports Electronic Data Interchange (EDI) transmissions with customers. The following message types are supported:

- 215 – Shipping Services File - Version 1.6 and Version 1.7
- 214 – Scan Event Extract (CDE) – Version 1.5 and Version 1.6
- 210E – Postage Payment File – Version 1.0
- 210R – Reconciliation Extract – Version 1.0
- 240 – Shipping Partner Event File – Version 3.0, Version 4.0
- 864 – Confirmation/Error/Warning File (CEW) – Version 1.3 and Version 1.5

The EDI Implementation guides for these transaction messages (215, 214, 210E, 210R, 240 and 864) are located on USPS PostalPro site: <https://postalpro.usps.com/shipping/impb>.

For additional information or questions on Intelligent Mail package barcode or the Shipping Services File, contact us at IMpb@usps.gov.

1.4 Mailer ID (MID) and Mail Ownership

All mailers utilizing the new Intelligent Mail package barcode are required to use a conforming Mailer ID (MID).

A conforming MID is defined as follows:

- A six-digit MID must begin with 0–8
- A nine-digit MID must begin with 9

Mailers are required to include information that identifies the mailing agent and mail owner (i.e., by/for mailing relationship). When mailing agents make mailings on behalf of one or more clients (mail owners), they must request a unique Mailer ID (MID) for each client to designate package ownership. All mailing agents must assign a unique MID for each client. This MID will be used exclusively for that client, for mailings with that particular mailing agent. Both Shipping Services File versions 1.6, 1.7/2.0 and Mail.dat contain fields for this information.

If you have questions please contact the Package Services Customer Support Team by email at delivery.confirmation@usps.gov or by phone at 877-264-9693, Option 1.

1.4.1 Assignment of MID

1.4.1.1 USPS Program Registration

Within the Business Customer Gateway (BCG), users may access Program Registration via the Online Enrollment service. Users may request access to Online Enrollment from the Shipping Services page on the BCG if they currently do not have access to the service. This service assists the user in signing up for a number of shipping programs, including USPS Tracking and Electronic Payment Systems (eVS, USPS Ship), and registering a six- or nine-digit MID, according to the product they are mailing, the type and volume of service they require and the payment type.

Mailers may not use a MID in their tracking barcodes for the Shipping Services File or in an IMpb until certification is complete and the MID is registered.

1.4.1.2 Nine-digit MID

A nine-digit MID will support most customers; however, at certain volume levels a six-digit MID will be required to ensure the serial number remains unique for 120 days. Additionally, under some operational scenarios a six-digit MID may be required. Customers can obtain a nine-digit MID via Program Registration found on the Business Customer Gateway. Navigate to <https://gateway.usps.com/eAdmin/view/signin> and logon as an existing user or register for a business account as a new user to gain access to the Business Customer Gateway. Once logged in, users should navigate to the Shipping Services page on the BCG where they will find the Online Enrollment service to access Program Registration. Customers may also request access from that page if necessary.

1.4.1.3 Six-digit MID

High volume customers and customers who require longer serial numbers may request a six-digit MID. PC Postage or Online customers whose volume is 100,000 pieces or more within a six-month period must use a six- digit MID to ensure uniqueness and accurate tracking information. Assignment of a six-digit MID can only be used for IMpbs and file formats and will be provided on a case-by-case basis. For more information, please contact the Package Services Customer Support Team by email at delivery.confirmation@usps.gov or by phone at 877-264-9693, Option 1.

1.5 Test Environment for Mailers (TEM)

The Postal Service offers a Test Environment for Mailers (TEM) to support new and existing USPS customers who require testing of their electronic files as part of the file/label certification process or upgrading to new file versions for Shipping Services.

Software and database changes made to the production environment are also applied to TEM. TEM includes all database tables used by the production manifest and extract processes. The database tables included in TEM do not contain production data. They are loaded by the mailer test processes.

Customers will be able to use the same MID and Login ID in both the TEM and Production environments. Secure FTP and EDI customers must have their TEM accounts set up. The TEM environment provides mailers with the capability to test existing and new functionality. The following files can be processed in the TEM environment: shipping services files, shipping partner event files, confirmation error/warning reports, scan event files, delivery partner files and eVS postage payment file. For additional information on sending and receiving files from the PTR and eVS TEM see Chapter 6, Communications.

1.6 Facility Access and Shipment Tracking (FAST) and Facility ZIP Codes

Mailers are required to provide the Entry Facility ZIP Code in the Header Record of the shipping services file. The ZIP Code must be the Facility ZIP Code, which represents the USPS facility where the mail is entered. The recommended source for obtaining a Facility ZIP Code is [FAST system](#).

1.7 Customer Services

Mailers can receive technical support for all processes described in this publication by contacting the Package Services Customer Support Team by email at delivery.confirmation@usps.gov or by phone at 877-264-9693, Option 1.

2 Getting Started

The Postal Service requires the use of the Intelligent Mail package barcode for all tracking and extra services for domestic packages and letter and flats mailings with extra services. The three-digit service type code (STC) represents both the mail class and any extra service(s) for a package or item being shipped. The 5-digit ZIP Code is required on all packages, either as part of the concatenated barcode or as a separate routing destinations barcode. New customers and customers transitioning from Shipping Services File Versions 1.3 or 1.4 must use Shipping Services File Versions 1.7 or higher. All customers are required to use the IMpb, Shipping Services File Version 1.6 or higher, and include either the Destination Delivery Address and/or Delivery Point Validated 11-digit ZIP Code for the Destination Address-in the file. Customers must complete label and file certification to upgrade to the IMpb.

To meet current IMpb requirements all customers must provide the Destination Delivery Address and/or Delivery Point validated 11-digit ZIP Code electronically for each package/item in the Shipping Services or Shipping Partner Event file. See File layout specifications in Appendices A, B, and C for details on which to populate in each file and record type.

2.1 New and Existing Customer Certification Processes

Checklists (located in Appendices N, O, and P) are available to assist our customers through the implementation of the IMpb label and Shipping Services File Version 1.6 (minimum) and 1.7/2.0 (preferred).

This section also provides information for existing Shipping Services customers who are transitioning from Shipping Services File Version 1.3 or 1.4 to Shipping Services File Version 1.6, 1.7 and 2.0. Customers making this transition must complete the Shipping Services certification process again. Checklists are available to assist both new and existing customers through the process:

- [Appendix N](#) : Confirmation Services Customer Checklist documents the steps for Confirmation Service customers
- [Appendix O: Electronic Verification System \(eVS\) Customer Checklist](#) documents the steps for eVS customers
- [Appendix P: Parcel Return Service \(PRS\) Customer Checklist](#) documents the steps for PRS customers

2.1.1 Transitioning from Shipping Services File Version 1.6 to Version 1.7/2.0

The Postal Service strongly encourages customers to upgrade from Shipping Services version 1.6 to version 1.7/2.0. The new file formats provide the infrastructure to leverage the newest features and processing efficiencies. The changes include the addition of three new detail records: the Container Record, for associating groups of individual packages/items to a group of containers for a manifest. Changes also include Detail Records 3 and 4 and Global Records 1 and 2, which are used for international and customs information to meet export compliance requirements. Additionally, the Destination Delivery Address has been added to the D1 record, which, when used, allows the mailer to skip the D2 record entirely for many shipments. Shipping Services File versions 1.7 and 2.0 have the same layout and content rules except version 1.7 contains fixed-length fields and version 2.0 uses pipe-delimiters to separate fields.

2.2 Confirmation Services Customer Certification Process

The Confirmation Services Customer Checklist included in Appendix N is for both new customers (those who are interested in using PTR to receive tracking information) and existing customers (those who wish to convert to the IMpb or add an additional mail class and/or extra service(s)). See [Appendix N](#) for the certification checklist for a Confirmation Service Customer.

2.3 Electronic Verification System (eVS)

The Electronic Verification System (eVS) enables parcel mailers to submit documentation and pay postage by transmitting electronic manifest files to the eVS database, which is part of the *PostalOne!* system. Because eVS integrates with other systems and business processes for data collection and performance measurement, eVS makes it easy for customers to prepare and induct parcel mailings, streamlining their internal business processes as well as those with the Postal Service. The eVS Customer Checklist included in Appendix O is for both existing customers who wish to convert to the IMpb and new customers who are interested in paying postage by transmitting electronic manifest files to the eVS database. See [Appendix O](#) for the certification checklist for an eVS customer.

2.4 USPS Ship

USPS has introduced a new payment and verification platform for outbound packages and current Electronic Verification System (eVS®) customers, called USPS Ship. This new platform will provide upgrades to reporting, pricing and visibility as packages move through the mail stream.

USPS Ship will leverage upgrades to existing Mail Processing Equipment (MPE) to provide detailed package attributes and the ability to price each package individually. This will eliminate manual sampling of packages and other manual processes which will expedite processing. Integration with Informed Visibility® Mail Tracking & Reporting (IV®-MTR) will provide enhanced reporting capability utilizing package attributes captured through processing.

USPS Ship uses the Postal Service's Enterprise Payment System. An Enterprise Payment Account (EPA) will be required for mailers enrolled in USPS Ship.

2.5 Parcel Return Service (PRS) Customers

Parcel Return Service (PRS) is a national program that enables return parcel business with the Postal Service using electronic technology. PRS mailers may pick up return parcels from agreed-upon locations. [DMM Section 505.4: Mailer Service, Parcel Return Service](#) explains PRS and the requirements to participate in the program. The Parcel Return Service (PRS) Customer checklist included in Appendix P is for PRS customers who are interested in paying postage by transmitting electronic manifest files to the eVS database. See [Appendix P](#) for the certification checklist for a PRS customer.

2.6 Forms

2.6.1 Certification Forms

Certification forms can be found at <http://about.usps.com/forms/all-forms.htm>. If you have any questions concerning any of the forms, please contact the Package Services Customer Support Team by email at delivery.confirmation@usps.gov or by phone at 877-264-9693.

CERTIFICATION FORMS				
Form Name	Description	Confirmation Services Applicable	eVS applicable	PRS applicable
<u>PS Form 3615. Mailing Permit Application and Customer Profile</u>	<input type="checkbox"/> Use PS Form 3615 to establish the new permit account.	N/A	<input type="checkbox"/>	<input type="checkbox"/>
<u>PS Form 5052. Printer Certification Submission</u>	<input type="checkbox"/> Customers printing their own barcoded labels, which will require testing and certification prior to using Confirmation Services or eVS. <input type="checkbox"/> Use PS Form 5052 to accompany the sample labels you will send for testing. PS Form 5052 provides instructions on the quantity of labels, printer information, and other documentation you will need to provide	<input type="checkbox"/>	<input type="checkbox"/>	<input type="checkbox"/>

2.7 Enterprise Payment System

2.7.1 General Information

The Enterprise Payment System or EPS allows customers to pay for products and services through an Enterprise Payment Account (EPA) funded as an Automated Clearing House (ACH) Debit or Trust Account. The EPS payment account management provides enhanced security features, centralized balance and account management, and a self-service customer experience.

EPS supports commercial, domestic and international products and services which includes First-Class Mail®, USPS Marketing Mail™, Periodicals, PO Boxes, Caller Services and Reserve Services (EPOBOL) and Address Quality Products, (ACS, AEC, AECII). For additional information on EPS go to <https://postalpro.usps.com/EPS>.

This Page Intentionally Left Blank

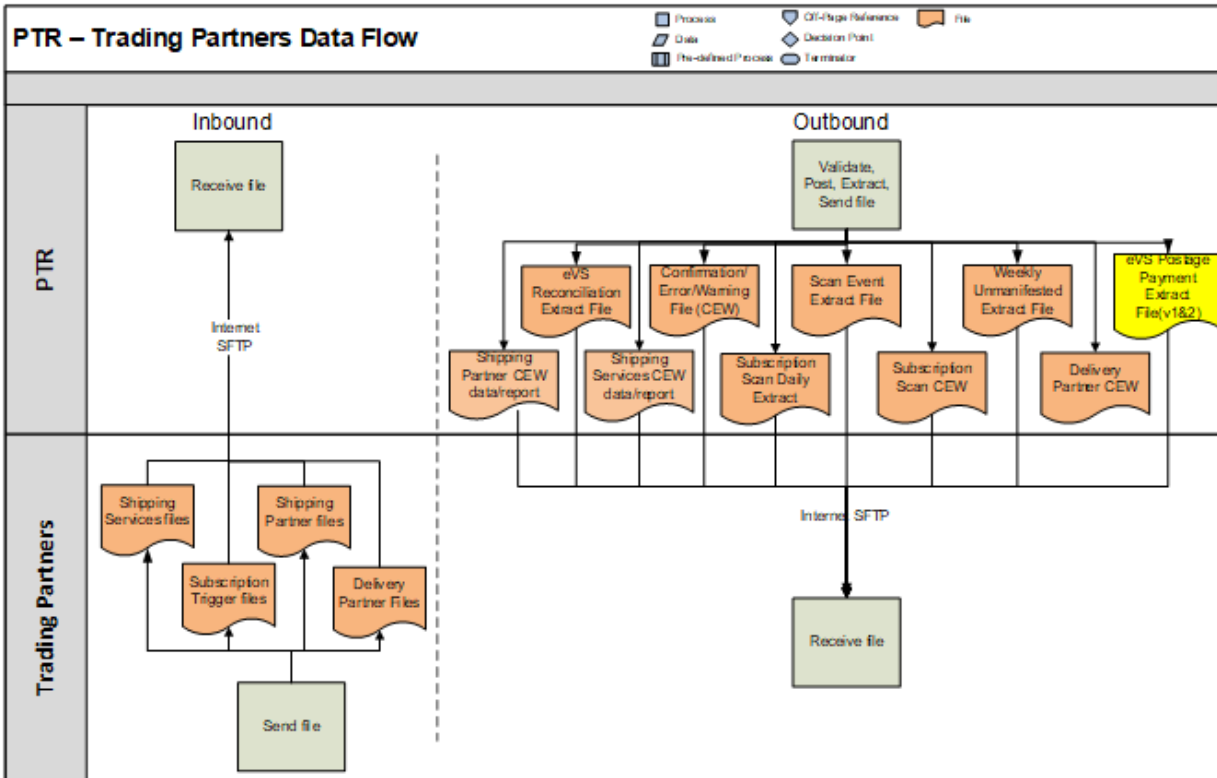
3 Shipping Services File

3.1 Process

USPS requires the mailer to send a Shipping Services File containing specific data records for each item being tendered with a given shipment and organized into electronic manifests. Each manifest within the file corresponds to a header record for each destination entry or origin entry facility, with data records for the items grouped under the header record.

Mailers transmit the Shipping Services Files to the Product Tracking and Reporting system (PTR). File and record validations occur in both PTR and eVS. PTR will send the confirmation/error/warning report listing any errors or warnings associated with the Shipping Services File. For eVS customers, PTR forwards Shipping Services Files to the eVS database to process payment information. Records with errors in eVS will appear in the manifest error report in *PostalOne!*. eVS uses the successfully accepted records to generate electronic postage statements and to automatically debit the mailer's postage payment account.

Exhibit 1: Shipping Services File Data Flow



3.1.1 Things to Know About the Shipping Services File

1. The Shipping Services file name cannot contain embedded spaces. A file name with embedded spaces cannot be processed and will be rejected.
2. The Shipping Services file **cannot** contain multiple Shipping Services File versions (i.e. cannot transmit one file with both the 1.6 and 2.0 versions).
3. The file should be encoded using American Standard Code for Information Interchange (ASCII text).
4. Line feed and carriage return characters are needed at the end of every record except the last record of the Shipping Services file.
5. Customers shipping packages containing confirmation services or any extra services barcodes must transmit package-level data to USPS via a Shipping Services File. The files must be transmitted **TIMELY**. This means that the files must arrive before the first Arrival at Post Office scan event (07) to avoid IMpb Non-Compliance fees (applies to eVS customers **ONLY**). For IMPB compliance information, please see the sections in this publication entitled: Current Intelligent Mail Package Barcode (IMpb) Compliance Rules and New Intelligent Mail package barcode (IMpb) Address, Barcode and Shipping Services File Quality Requirements. For non-eVS customer (Manifest mailing solution) shippers must present the SSF at the time of mailing.
6. Shipping Services File versions 1.6 and 1.7 are fixed-length. Version 2.0 is pipe-delimited.
7. A Shipping Services File must contain accurate, electronic information that represents the physical package traveling in the Postal Services network. Packages and mailpieces will be subject to an IMpb non-compliance fee. Please see additional details in the IMpb Compliance sections above.
8. Detail Record 2 (D2), Customs Detail Records D3, D4 or G1 and G2 must immediately follow their respective Detail Record 1 (D1), ensuring they are adjacent and in sequential ascending numeric order within the Shipping Services File.
9. Electronic Signature Online™ (eSOL) service allows customers to use a previously provided electronic signature to allow delivery of items for which the sender chose Priority Mail Express®, Signature Confirmation™, or Insurance over \$500. These services until now have required a signature at the time of delivery. With eSOL, the Informed Delivery account holder for the delivery address can opt to use the previously provided electronic signature, using their Informed Delivery® Packages Dashboard. By default, certain packages are automatically opted in and eligible for eSOL. Mailers requiring a physical signature, at the time of delivery, rather than accepting a previously provided electronic signature, can opt out of Electronic Signature Online (eSOL). To opt out, mailers must populate a value code of '3' in the Waiver of Signature/Carrier Release/Merchant Override/Customer Delivery Preference field (see Section 8.15.2) in the Shipping Services File.

File Types

Shipping Services File	Electronic File Type	Comments
Electronic Payment Systems	"1"	"Tracking and Postage File" for original eVS file
Tracking	"2"	"Tracking File" for original confirmation services file
PRS	"3"	"Return Service" for original PRS file
Corrections	"4"	"Corrections" for submitting a correction to original file

Since customers are required to provide more piece-level detail information, the Postal Service has standardized the rules for completing Types 1 (Tracking and Postage) and 2 (Tracking Only) files. The complete rules (e.g., required vs. optional, defaults and content values) for populating these files are the same. In the File Layout description columns of the Shipping Services Files (Appendices listed below), the separate file designations have been updated to reflect the changes. In those cases where a Type 2 (Tracking Only) is missing the required data, a Warning message will appear in the Confirmation/Error/Warning report. Please see the Shipping Services File Layout Specifications in the Appendices below for specific information.

The following Appendices provide the Shipping Services File specifications, including examples and content rules and limitations:

- [Appendix A-1: Shipping Services File Version 1.6 File Layout Specification](#)
- [Appendix B: Shipping Services File Version 1.7 File Layout Specification](#)
- [Appendix C: Shipping Services File Version 2.0 File Layout Specification](#)
- [Appendix J: Reference Tables](#)

3.1.2 Printed Manifest Forms Used When Entering Mail

3.1.2.1 PS Form 3152, Confirmation Services Certification

[PS Form 3152](#) is a Postal Service document provided upon certification of a mailer's files and barcode samples. When presented with each mailing, an additional scan event is provided in PTR for each item. Mailers must present a PS Form 3152 for Priority Mail Express manifesting, and Open and Distribute Services: Priority Mail Open and Distribute and Priority Mail Express Open and Distribute (PMOD and PMEOD).

Optionally, the Electronic File Number may be written by hand in lieu of a barcode, ensuring the complete number is used.

NOTE: Use Service Type Code "750" in the electronic file number on a PS Form 3152.

3.1.2.2 PS Form 5630, Shipment Confirmation Acceptance Notice (SCAN)

Online/PC Postage/meter mailers who submit a Shipping Services File are strongly encouraged to create a [PS Form 5630](#) that is linked to a group of prepaid packages. PS Form 5630 includes a barcode that is the representation of the Electronic File Number from the Shipping Services File. PC Postage mailers must complete the certification process for PS Form 5630, Shipping Services file format before tendering mailings under this program, and the Postal Service will reject any files submitted by unregistered users. As with other Shipping Services files, the Postal Service creates a Manifest Acknowledgement (MA) event for each mailpiece contained in the file after the mailer makes the successful transmission to the Postal Service. Mailers using PS Form 5630 are reminded to enter the correct entry location ZIP Code in the Entry Facility ZIP Code field, if different from the ZIP Code where their account is located.

In the near future, the Postal Service will propose requirements to create SCAN forms when there are 6 or more pieces in a shipment.

Key Information: Use the following Service Type Codes as applicable, in the Shipping Services file electronic file number (EFN) for PS Forms 5630;

- **STC 757: for SCAN Form manifest without extra features**
- **STC 758: for Pick Up request manifest**
- **STC 759: for integrated SCAN Form/ Pick Up request manifest**

3.1.2.3 PS Form 8125, Plant-Verified Drop Shipment (PVDS) — Verification and Clearance

A [PS Form 8125](#) with a barcode containing an Electronic File Number must accompany all non-eVS Plant Verified Drop Shipments presented for distribution at a postal facility. The barcode label must include the text “USPS SCAN AT ACCEPTANCE” above the barcode and bold bars above and below the barcode. The “Comment” section in the lower right-hand corner of PS Form 8125 is designated as the location for this barcode; no other barcode may be placed here. The Postal Service facility will scan the barcode at the time the drop shipment is accepted. This electronic acceptance is shown in the mailer’s extract files as event code “TM – Shipment Acceptance.” If a mailpiece in this shipment is queried on the USPS Tracking web site or through the USPS mobile application, this electronic acceptance will be displayed as “acceptance” with the date, time, city, state, and ZIP Code where the PS Form 8125 barcode was scanned. This electronic acceptance links the actual date/time of mail entry to the electronic records the mailer sent in the Confirmation Services Shipping Services file.

This process is applicable to all variations of PS Form 8125, which include the following:

- [PS Form 8125](#), *Plant-Verified Drop Shipment (PVDS) — Verification and Clearance*
- [PS Form 8125-C](#), *Plant-Verified Drop Shipment (PVDS) — Consolidated Verification and Clearance*
- PS Form 8125-CD, *Plant-Verified Drop Shipment (PVDS) — Consolidated Verification and Clearance — DSMS*

NOTE: Use Service Type Code “750” in the electronic file number on a PS Form 8125.

3.1.3 International

The Shipping Services File is used for both domestic and international shipments. International mail items can now be included and paid for using the eVS mailing system under versions 1.7/2.0. For international mail items, in the Shipping Services File, provide the 24-character Mailer Label Barcode Convention in the Customer Reference Number and the 13-character Customs Barcode in the Tracking Number. Refer to Export Compliance Data Requirements document <https://postalpro.usps.com/node/2710>, Section 2.3, Table 1 for the complete list of Customs Barcode requirements and examples and Section 3.3 for the complete list of Mailer Barcode requirements and examples.

3.1.4 Additional Products and Services Requirements

Certain products and services require different qualifications and onboarding processes. In addition, some fields designated as optional for tracking services may be required for these products. Contact USPS Business Mailer Support at USPS HQ, or the Business Service Network (BSN) for more information.

3.2 File, Manifest and Record

The Shipping Services File (SSF) consists of eight distinct records: the Header Record (H1), Detail Records 1 and 2 (D1) and (D2) used through SSF version 1.6, and Detail Records 3 and 4 (D3), (D4), Global Detail Records 1 (G1) and 2 (G2), and Container Record (C1), which are added in version 1.7 and higher. Detail Record 2 (D2), Detail Record 3 (D3), and Detail Record 4 (D4) must immediately follow their respective Detail Record 1 (D1), ensuring they are adjacent and in sequential ascending numeric order within the Shipping Services File. The G1 and G2 records contain expanded international shipment information and can be used in place of the D3 and D4 records.

Definitions of terms used:

File	<ul style="list-style-type: none"> An electronic file, at a minimum, must contain at least one manifest.
Manifest	<ul style="list-style-type: none"> A manifest consists of one Header Record and one or more D1 Records. D2, D3, D4 Records may be used as applicable. The G1 record may be substituted for the D3 record and the G2 record may be substituted for the D4 record in order to provide expanded information for international shipments.
Record	<ul style="list-style-type: none"> A D1 Record represents a single mailpiece. D2, D3/G1, and D4/G2 provide additional information about that mailpiece. C1 record provides container information.

3.2.1 Customs Detail Records 3 and 4/Global Detail Records 1 and 2

The Shipping Services File includes Detail Record 3 and Detail Record 4 to support data required by US Customs for international shipments. Global detail records G1 and G2 include the same fields as D3 and D4 and also include expanded field lengths for the HS Tariff Code and Customs Descriptions fields. Additionally the G1 and G2 records contain fields to support future enhanced data on Total Landed Costs and Delivery Duties Paid. Detail Record 3 (D3) and Detail Record 4 (D4) or Global Detail Record 1 G1 and G2 must immediately follow their respective Detail Record 1 (D1) and Detail Record 2 (D2), ensuring they are adjacent and in sequential ascending numeric order within the Shipping Services File.

3.3 Key Fields

3.3.1 Header Record Key Fields

The Header Record contains general information about the mailer and specific information about the mailing, such as date and time of mailing and place of deposit for destination entry items or place of mailing for origin entry items. The Header Record contains the Transaction ID and Mailer’s MID (confirmation services) or mailer’s master MID (eVS/USPS Ship). The Header Record also shows the total number of records in the manifest, which consists of one Header Record and all Detail Records under the Header Record. An individual Detail Record 1 under the Header Record represents each item.

NOTE: Mailers creating electronic manifests need to be especially careful to observe the following data elements for each Header Record.

Exhibit 2: Shipping Services File Version 1.6 Header Record Key Fields

Field Name	Field Position	Comments
Electronic File Type	003-003	<ul style="list-style-type: none"> • The Electronic File Type indicates which type of file the customer is transmitting to USPS. • The Electronic File Type will be the same in every Header Record in the transmission file. • There are four Electronic File Types: <ul style="list-style-type: none"> a) Type “1” (Tracking and Postage File) for original eVS file b) Type “2” (Tracking File) for original confirmation services file c) Type “3” (Return Service) for original PRS file d) Type “4” (Corrections) for submitting a correction to original file
Electronic File Number	004-037	<ul style="list-style-type: none"> • This unique number identifies the electronic manifest file with one of the following two-digit application identifiers “92” or “93” for commercial mailers and “94” for online/PC Postage/meter mailers. • The electronic file number (EFN) for packages included in the Header record will also use one of the new valid constructs for the IMpb. <ul style="list-style-type: none"> ➤ Use Service Type Code “750” when either a PS Form 3152 or PS Form 8125 will be printed. Service Type Code “750” replaces the former Service Type Code “50” to denote the electronic file number. ➤ Use Service Type Code “757” when a PS Form 5630 (SCAN form) will be printed. To be used by Online shippers who offer use of the Shipment Confirmation Acceptance Notice (SCAN) form. • The length of the EFN serial number follows the same rules for the length used in the PIC barcode construct. • For eVS, the only valid barcode constructs for the EFN are C04, C08, C09 and C10. • The EFN must remain unique for 120 days from date of first use. • AI 91 and STC 50 are not acceptable in the EFN field.

Field Name	Field Position	Comments
Entry Facility ZIP Code	053-057	<ul style="list-style-type: none"> • Mailers are required to provide the Entry Facility ZIP Code identifying the USPS facility where the mail is being entered. • This is the 5-digit ZIP Code of the Post Office where mail is presented by the mailer. • The Entry Facility ZIP Code can vary for each Header Record in the transmission file, but more than one Header Record may have the same Entry Facility ZIP Code. • The ZIP Code must be validated against the Facility Access and Shipment Tracking (FAST) Mail Direction File. • The recommended source for obtaining a Facility ZIP Code is <u>Facility Access and Shipment Tracking (FAST) system</u>.
Transaction ID (new requirement for File Type 2, January 26, 2014)	078-089	<ul style="list-style-type: none"> • This field is required for all mailers • This field is used to group files together that are submitted with the Transaction ID in reports in eVS and on Postage Statements for Manifest mailers (non-eVS). • This field allows mailers with multiple mailing sites or multiple daily files to group files together that may be submitted independently (by site or file) for easier reconciliation. Also allows mailers to group and organize their daily file transmissions to effectively manage postage payment. • This field must follow the format of year, date, month and sequence number to be valid. The format YYYYMMDD#### of the Transaction ID includes a four-digit number "####" which is to be sequential for the date. • This unique 12-digit number creates a new tier in the mailers' data hierarchy.
Software Vendor Code	090-093	<ul style="list-style-type: none"> • The four-character designation will be provided to each software vendor upon successfully completing the Postal Service file certification process. • The <i>Software Vendor Code</i> (formerly the Unique Developer ID Code) will be the same for every Header Record in the transmission file. • If you will be using your own proprietary software, please use the following information within the header record of the Shipping Services file: <ul style="list-style-type: none"> • Software Vendor Code: 0850 • If you will be using a vendor's system, the vendor will provide you the Software Vendor Code using commercial software for your shipping.

Field Name	Field Position	Comments
Software Vendor Product Version Number	094-101	<ul style="list-style-type: none"> • The eight-character designation provided by the software developer. Changes made to approved Product Versions must be reported to the Postal Service and may require recertification. • The Software Vendor Product Version Number (formerly the Shipping/Manifesting Software's Product Version Number) will be the same for every Header Record in the transmission file. • If you will be using your own proprietary software, please use the following information within the header record of the Shipping Services file: <ul style="list-style-type: none"> • Software Vendor Product Version Number: 1.0. • If you will be using a vendor's system, the vendor will provide you the Software Vendor Product Version Number using commercial software for your shipping. • This field is required for Vendors. The field is left justified with trailing spaces.

3.3.2 Detail 1 Record Key Fields

The Shipping Services File Detail Record 1 is required for all domestic and international items. Each package in the mailing requires a Detail Record 1 to provide information about the class and service of the item, as well as any fees and postage. This record also specifies the destination ZIP Code for the item. Detail Record 1 may also contain information related to nesting and containers.

NOTE: Mailers creating manifests need to be especially careful to observe the following data elements for each Detail Record.

Exhibit 3: Detail 1 Record Key Fields

Field Name	Field Length	Field Position	Comments
Tracking Number		003-036	<p>This field can contain either the legacy confirmation service barcode and/or the IMpb.</p> <ul style="list-style-type: none"> The legacy confirmation services barcode and the IMpb use the same barcode symbology (GS1-128). L01 barcode construct is the only valid barcode construct that can be used when manifesting legacy confirmation service barcodes with eVS. Tracking number must be unique for 120 days from date of first use. Must use a 9-digit ZIP Code in the IMpb for Hold for Pickup. MRS piece (any piece with extra service 980 must use a Barcode Construct of C01, C05, N02 or N05 (a 9-digit ZIP Code).
Class of Mail		037-038	<ul style="list-style-type: none"> Appendix I provides the associated classes of mail for each service type code. Appendix J, Reference Table 8 provides the valid codes for mail class or subclass.
Service Type Code (STC)		039-042	<p>This field can contain either a two-digit STC (legacy confirmation service barcode) or a three-digit STC (IMpb).</p> <ul style="list-style-type: none"> The service type codes represent the extra services defined in the DMM Section 503 with the exception of Money Orders. Both the service type code and the associated extra services codes must be included when a mailer submits Shipping Services File Version 1.6 or higher, Detail Record 1. Domestic Mailing - See Appendix I for a list of the valid three-digit STC to use with the IMpb. International Mailing - The STC must be blank spaces. Appendix J, Reference Table 7-1 provides the valid extra services codes to use with three-digit STC. Appendix J, Reference Table 7-2 provides the valid extra services codes to use with the two-digit STC.

Field Name	Field Length	Field Position	Comments
Barcode Construct Code		043-046	<ul style="list-style-type: none"> Domestic Mailing - This three-digit alphanumeric code identifies which combination of ZIP, MID and serial number are used in the IMpb. International Mailing - The barcode construct code must be blank spaces. L01 barcode construct is the only valid barcode construct that can be used when manifesting legacy confirmation service barcodes with eVS.
Destination ZIP+4		052-055	<ul style="list-style-type: none"> Important Option: The destination delivery address information may be provided in the D2 record in lieu of Destination ZIP+4 and Destination Delivery Point information (version 1.6 only)
Logistic Manager Mailer ID		075-083	<ul style="list-style-type: none"> The logistics manager may receive the scan event extract if the logistics manager MID are populated in the Logistics Manager Mailer ID field in the Shipping Services file. This MID must be registered in the Business Customer Gateway. <ol style="list-style-type: none"> Customers that are considered Mail Owners must complete certification processes to obtain a MID for inclusion in a Shipping Services file. Customers that are considered Logistic Managers must obtain and register a MID for inclusion in a Shipping Services file.
Mail Owner Mailer ID		084-092	<ul style="list-style-type: none"> This field is the same as the Client Mailer ID in Shipping Services File Version 1.3 and Version 1.4. The MID must be registered in Business Customer Gateway. <ol style="list-style-type: none"> Customers that are considered Mail Owners must complete certification processes to obtain a MID for inclusion in a Shipping Services file.

Field Name	Field Length	Field Position	Comments
Container ID 1 Container ID 2 Container ID 3		093-126 129-162 165-198	<ul style="list-style-type: none"> This is the barcode on the container, which can be used to associate the mailpieces within a tray, pallet or a truck. Required for Open and Distribute only when the contents in the container are also manifested. Population of these fields will allow the nesting of the mailpieces within PTR, which will allow scan events of containers to be propagated for all the mailpieces within that container. The corresponding Container Type field must be populated when the Container ID field is populated. For more information on the Intelligent Mail Tray label and barcode click on the following link https://postalpro.usps.com/mailing/intelligent-mail-tray-label For more information on the Intelligent Mail Container label and barcode click on the following link https://postalpro.usps.com/mailing/intelligent-mail-container-barcode.
Container Type 1 Container Type 2 Container Type 3		127-128 163-164 199-200	<ul style="list-style-type: none"> This is a two-digit alphanumeric code that describes the type of container used (i.e.; bedload, sack, tray etc.) Refer to Appendix J, Table 3 for the complete list of the Container Type Indicator Codes. This field must be populated if the corresponding Container ID field is used.
Post Office of Account ZIP Code		287-291	<ul style="list-style-type: none"> This 5-digit number is the 5-digit ZIP Code of the Post Office that maintains the permit account linked to the mailer's postage payment account.

Field Name	Field Length	Field Position	Comments
Extra Service Code – 1 st Service		399-401	<ul style="list-style-type: none"> This field can contain a two-digit (legacy) extra service code or three-digit (IMpb) extra service code. Both the Service Type Code and the associated extra services codes must be included in the Shipping Services File Detail Record 1. USPS requires this information to confirm that appropriate fees are being noted for each extra service code. Refer to Appendix I for the complete list of Service Type Codes. Refer to Appendix J, Table 7-1 for the complete list of the extra services codes to use with the three-digit STC Refer to Appendix J, Table 7-2 for the complete list of the extra services codes to use with the two-digit STC.
Extra Service Code – 2 nd Service		408-410	
Extra Service Code – 3 rd Service		417-419	
Extra Service Code – 4 th Service		426-428	
Extra Service Code – 5 th Service		435-437	
Extra Service Code – 1 st Fee		402-407	<ul style="list-style-type: none"> Each field is required for each extra service code entered.
Extra Service Code – 2 nd Fee		411-416	
Extra Service Code – 3 rd Fee		420-425	
Extra Service Code – 4 th Fee		429-434	
Extra Service Code – 5 th Fee		438-443	
Destination Delivery Point		506-507 (V1.6 and higher)	<ul style="list-style-type: none"> Destination Delivery Point is available in Shipping Services File Version 1.6 and higher. It consists of an additional two digits placed at the end of the ZIP+4 Code. Important Note: Either the destination delivery address or the Destination Delivery Point must be provided effective January 25, 2015.

3.3.3 Detail 2 Record Key Field

The Shipping Services File Detail Record 2 contains fields needed for specific products (such as Hold For Pickup), and must be used for domestic packages when applicable. This record is for “special products”. Today, this would be primarily Priority Mail Express or Hold for Pickup, but may be used for other products in the future. For additional information on required fields for Hold for Pickup, see [Section 8.4](#). Detail Record 2 (D2), must immediately follow its respective Detail Record 1 (D1), ensuring they are adjacent and in sequential ascending numeric order within the Shipping Services File.

Exhibit 4: Detail 2 Record Key Fields

Field Name	Field Position	Comments
Tracking Number	003-036	<p>This field can contain either the legacy confirmation service barcode or the Intelligent Mail package barcode.</p> <ul style="list-style-type: none"> • The legacy confirmation services barcode and the IMpb use the same barcode symbology (GS1-128). • L01 barcode construct is the only valid barcode construct that can be used when manifesting legacy Confirmation service barcodes with eVS. • Tracking number must be unique for 120 days from date of first use. • Must use a 9-digit ZIP Code in the IMpb for Hold For Pickup. • MRS piece (any piece with extra service 980 must use a Barcode Construct of C01, C05, N02 or N05 (a 9-digit ZIP Code).

3.3.4 Customs Detail Records 3 and 4/Global Detail Records 1 and 2

Detail Record 3 and Detail Record 4 are required by US Customs for international shipments and mailers completing this information should be aware that Customs information submitted in these records will be electronically transmitted to US Customs. Global detail records G1 and G2 include the same fields as D3 and D4 and also include expanded field lengths for the HS Tariff Code and Customs Descriptions fields. Additionally the G1 and G2 records contain fields to support future enhanced data on Total Landed Costs and Delivery Duties Paid. Detail Record 3 (D3) and Detail Record 4 (D4) or Global Detail Record G1 and G2 must immediately follow their respective Detail Record 1 (D1) and Detail Record 2 (D2), ensuring they are adjacent and in sequential ascending numeric order within the Shipping Services File.

3.4 Shipping Partner Event File

Shipping Partner Event Codes can be added that allow shipping partners and other mailers to provide their customers with additional visibility before the Postal Service receives the packages or the Shipping Services file. The Shipping Partner Event file layouts are in [Appendix D-1 and D-2, Shipping Partner Event File Versions 4.0, and 5.0 File Layout Specification](#). An EDI version of the Shipping Partner File has been deployed for customers who want to use the EDI 240 Map to send Shipping Partner Events to the Postal Service. Contact your Sales representative for more information.

NOTE: The shipping partner event codes (except for the GX event) are not returned in the scan extract files. The Event Codes and their descriptions are as follows:

- Event Code GX: Label Created
- Event Code 80: Picked up by shipping partner
- Event Code 81: Arrived shipping partner facility
- Event Code 82: Departed shipping partner facility
- Event Code 83: Tendered to Postal Service
- Event Code 84: Arrived agent facility
- Event Code 85: Departed agent facility
- Event Code 86: Delivered by Agent to Merchant
- Event Code 87: Final Disposition by Agent
- Event Code 89: Pre-Shipment Notification, Order Received by Merchant* (effective February 1, 2016)

Events 84-87 are for use with Parcel Returns Service only.

Shipping Services File

Commercial software vendors or mailers who plan to incorporate the Shipping Partner Event Codes into their shipping/manifesting software must have their Shipping Partner Event Code files certified by Confirmation Services Support. We recommend, but do not require, that mailers elect to use Shipping Partner Event Codes during their initial certification process. While its use is optional, it must be properly configured.

The Shipping Partner Event file requires the mailer to be specifically configured for this file type.

4 Barcode Requirements

The USPS requires the use of an Intelligent Mail package barcode (IMpb) that enhances the automation compatibility of packages on mail processing equipment and adds visibility.

Features include:

1. Concatenated barcode data constructs across all USPS channels that allow for destination routing information (i.e., ZIP Code) and package identification code (PIC) data in a single barcode
2. Channel-specific Application Identifier (AI) that matches a package to a specific payment channel, supporting revenue assurance and analysis
3. Support for six-digit and nine-digit Mailer IDs (MIDs)
4. Three-digit Service Type Codes (STCs) that identify mail class and service combinations. The table of STCs can be found in [Appendix I](#).

The IMpb consists of a data string encoded in a GS1-128 format, subset C.

The Barcode, Package, Intelligent Mail Specification, [USPS2000508](#), provides the specifications for generating and printing the IMpb. Barcodes must meet quality requirements to avoid IMpb Non-Compliance fees.

4.1 Barcode Element Differences

Listed below are some of the elements of the IMpb. The use and length of these elements depend on the specific barcode construct or layout.

1. Postal Code Application Identifier (AI): A specific three-digit GS1 Application Identifier used to designate the presence of a Destination Delivery ZIP Code. This field must always be “420” and precedes the Destination ZIP Code.
NOTE: The AI (420) and the ZIP Code (5- or 9-digit) are suppressed in the human-readable representation.
2. Destination ZIP Code: This field may be five- or nine-digits in length.
3. Channel Application Identifier: 92, 93, and 94. The channel application identifier must always be included, and is required to make the barcode unique. Customers must include the channel application identifier as part of the tracking number.
4. Service Type Code (STC): This three-digit field identifies the mail class, product, and/or extra service(s) combination.
NOTE: STCs for the IMpb differ from the Intelligent Mail barcode (IMb) used for letters and flats.
5. Source Identifier: This two-digit field identifies the type of online source: PC Postage vendor, postage meter, or an internal USPS system such as Click-N-Ship. The source identifier is used only with Channel Application Identifier “94”. Source identifiers are assigned by the Postal Service and are unique to each PC Postage or Meter Vendor. Customers using both six- and nine-digit MIDs will have a unique source identifier for each type.
6. Mailer ID (MID): This field may be six- or nine-digits in length. See additional information in Section 1.4.
7. Serial Number: Every barcode shall contain a serial number. Commercial mailers may use a 7-, 10-, 11-, or 14-digit serial number, depending upon length of their MID. Online mailers/systems may use a 5- or 8-digit serial number, depending upon volume. The serial number is required to remain unique for 120 days.

4.2 Tracking Number

The tracking number contains all of the following data elements: Channel Application Identifier, Service Type Code, MID, serial number and MOD10 check digit.

The full tracking number, including the Channel Application Identifier (AI), must be provided to your customer on all communications (i.e. email, receipts, or invoices) so that they can track their packages on the USPS Tracking web site, through the USPS mobile application, or the USPS Tracking API.

4.3 Channel-Specific Barcode Construct

There are ten constructs for commercial mailers and ten constructs for online/PC postage/postage meter shippers. Each barcode construct is identified by a three-digit code (e.g., “C01”). Commercial mailers’ constructs begin with “C”, while online/PC postage/postage meter mailers’ constructs begin with “N”. The barcode construct code must be included in the D1 (position 043-046) record of Shipping Services File. Appendix J, Table 1, describes available constructs more fully. The complete IMpb specifications are located at: <http://postalpro.usps.com/node/780>. The total length of the barcode will depend on the elements that the shipper includes as part of a valid barcode construct. For example, a 5-digit, 9-digit, or no routing ZIP Code are options for the barcode constructs. The serial number can also be a number of fixed lengths depending on the barcode construct selected.

4.3.1 Sample Commercial Mailer Construct

This IMpb comprises the following fields. Not every barcode construct may use every field. The IMpb for Commercial Mailers can contain up to 34 digits containing the following elements:

Exhibit 5: Elements of a Package Barcode for Commercial Mailers

Type	Field	Field Length	Comments
Overhead	Function one		<ul style="list-style-type: none"> Part of the symbology overhead Used to concatenate successive barcode symbols and must precede an Application Identifier Not shown as part of the human-readable barcode representation, nor is it manually keyed or transmitted as data.
Routing Information	Postal Routing Code Application Identifier	3	<ul style="list-style-type: none"> Designates a destination ZIP Code. Field is always "420." Will be suppressed from human-readable text
	Destination ZIP Code	5 or 9	<ul style="list-style-type: none"> May be five- or nine-digits in length. Some products may require this information. Some rates or discounts may require this information. Will be suppressed from human-readable text
Tracking Information	Channel Application Identifier	2	<ul style="list-style-type: none"> "92" - used with Commercial Mailer (Nine-digit MID) "93" - used with Commercial Mailer (Six-digit MID)
	Service Type Code	3	<ul style="list-style-type: none"> Identifies the mail class, product, and any extra services. See Appendix I – Valid IMpb Service Type Code.
Mailer ID	Mailer ID	6 or 9	<ul style="list-style-type: none"> Mailer ID <ul style="list-style-type: none"> Nine-digit used with AI "92" Six-digit used with AI "93" The nine-digit MID must start with a '9'. See Section 1.4 for more information on Mailer IDs. Customers must obtain and register their MID's via Business Customer Gateway for the products and services they will be using. Go to https://gateway.usps.com/eAdmin/view/signin
	Serial Number	7 or 14	<ul style="list-style-type: none"> Use a 7- or 11-digit number with a nine-digit MID. Use a 10- or 14-digit number with a six-digit MID.
	MOD10 Check Digit	1	<ul style="list-style-type: none"> A MOD10 Check Digit is the final digit in the barcode data string. Calculate the check digit using the PIC portion of the data, which does not include the Postal Routing Code Application Identifier and Destination ZIP Code if included. See section 4.6 for more information on calculating the MOD10 Check Digit.

Below is an example of a Commercial Mailer IMpb construct. The example below describes a construct for a customer using a 9-digit MID and a 9-digit ZIP Code in the label ID.

Exhibit 6: Commercial Mail Construct – C01 Barcode Construct

Format C01	Format for Commercial Mail (Nine-digit Mailer ID, 9-digit ZIP Code)	
	Data Field	Field Length
	Start Code	Symbology Overhead Count
	FNC1	
	“420” Postal Routing Code Application Identifier	3 digits
	Nine-digit Destination ZIP	9 digits
	FNC 1	Symbology Overhead Count
	“92” Channel Application Identifier	2 digits
	Service Type Code	3 digits
	Mailer ID	9 digits
	Serial #	7 digits
	Mod 10 Check Digit	1 digit
	Mod103	Symbology Overhead Count
	Stop Code	
	TOTAL	34 digits

Exhibit 7: Visible and Non-Visible (Encoded/Overhead) Elements – C01 Barcode Construct

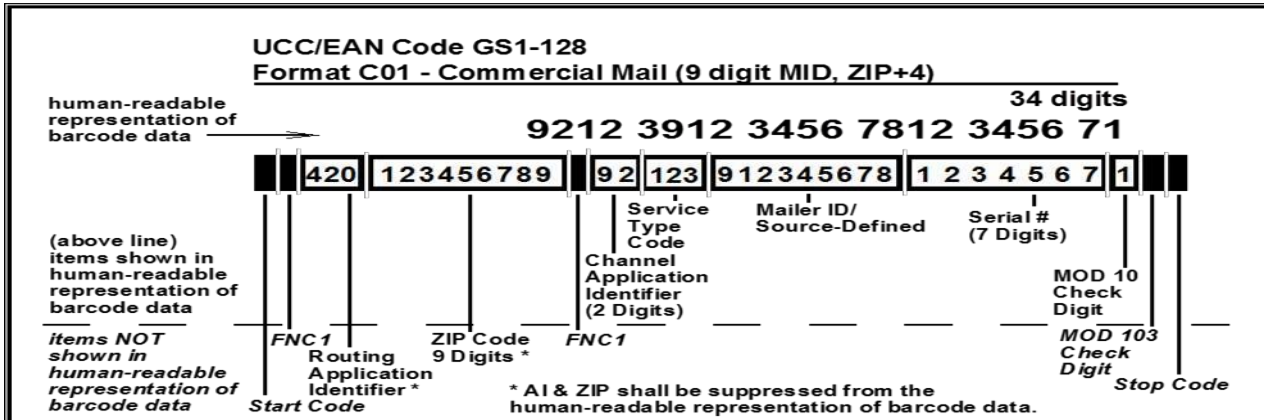
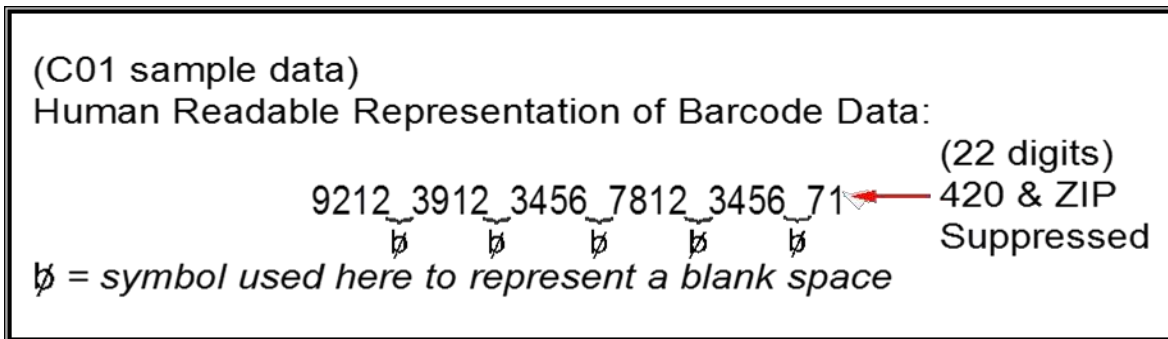


Exhibit 8: Parsing of the Human Readable Data – C01 Barcode Construct



4.4 Online Mailer Constructs

This IMpb uses the following fields. Not every barcode construct may use every field. The IMpb for Online Mailers can contain up to 34 digits composed of the following elements:

Exhibit 9: Elements of a Package Barcode for Online/PC Postage/Meter Mailers

Type	Field	Field Length	Comments
Overhead	Function one		<ul style="list-style-type: none"> Part of the symbology overhead Used to concatenate successive barcode symbols and must precede an Application Identifier Not shown as part of the human-readable barcode representation, nor is it manually keyed or transmitted as data.
Routing Information	Postal Routing Code Application Identifier	3	<ul style="list-style-type: none"> Designates the presence of a destination ZIP Code. Field is always "420." Will be suppressed from human- readable text.
	Destination ZIP Code	5 or 9	<ul style="list-style-type: none"> May be five or nine digits in length. Some products may require this information Some rates or discounts may require this information. Will be suppressed from human- readable text
Tracking Information	Channel Application Identifier	2	<ul style="list-style-type: none"> "94" (used by Online/PC Postage and Meter Mailers)
	Service Type Code	3	<ul style="list-style-type: none"> Identifies the mail class, product, and any extra services. See Appendix I – Valid IMpb Service Type Code.
	Source Identifier	2	<ul style="list-style-type: none"> Used with Channel Application Identifier "94" – Online/PC Postage/Postage Meter Mailers Only. Indicates type of online source/platform that generated the barcode. Customers using both six- and nine-digit MIDs will have a unique source identifier for each type. Each Online Mailer has unique Source Identifiers. Contact the Confirmation Services Support Team at 877-264-9693 to obtain your specific information.
	Mailer ID	6 or 9	<ul style="list-style-type: none"> Mailer ID <ul style="list-style-type: none"> Nine-digit used with AI "92" Six-digit used with AI "93" The nine-digit MID must start with a '9'. See Section 1.4 for more information on Mailer IDs. Customers must obtain and register their MIDs via Business Customer Gateway for the products and services they will be using. Go to https://gateway.usps.com/eAdmin/view/signin
	Serial Number	12 or 13	<ul style="list-style-type: none"> Use a 5, 9, or 13-digit serial number with a nine-digit MID. Use an 8 or 12-digit serial number with a six-digit MID.
	MOD10 Check Digit	1	<ul style="list-style-type: none"> A MOD10 Check Digit is the final digit in the barcode data string. Calculate the check digit using the PIC portion of the data, which does not include the Postal Routing Code Application Identifier and Destination ZIP Code if included. See section 4.6 for more information on calculating the MOD10 Check Digit.

Below is an example of an Online Mailer IMpb construct. The example below describes a construct for a customer using a nine-digit MID and a 9-digit ZIP Code in the label ID.

Exhibit 10: Online/PC Postage/Meter Construct – N05 Barcode Construct

Format N05	Online/PC Postage/Meter Label (9-digit Mailer ID, 9-digit ZIP Code)
Data Field	Field Length
Start Code	Symbology Overhead Count
FNC1	
“420” Postal Routing Code Application Identifier	3 digits
Nine-digit Destination ZIP	9 digits
FNC1	Symbology Overhead Count
“94” Channel Application Identifier	
Service Type Code	3 digits
Source Identifier (ex. CNS, PC Postage Vendor, Meter)	2 digits
Mailer ID / Source Defined	9 digits
Serial #	5 digits
Mod 10 Check Digit	1 digit
Mod103	Symbology Overhead Count
Stop Code	
TOTAL	34 digits

Exhibit 11: Visible and Non-Visible (Encoded/Overhead) Elements – N05 Barcode Construct

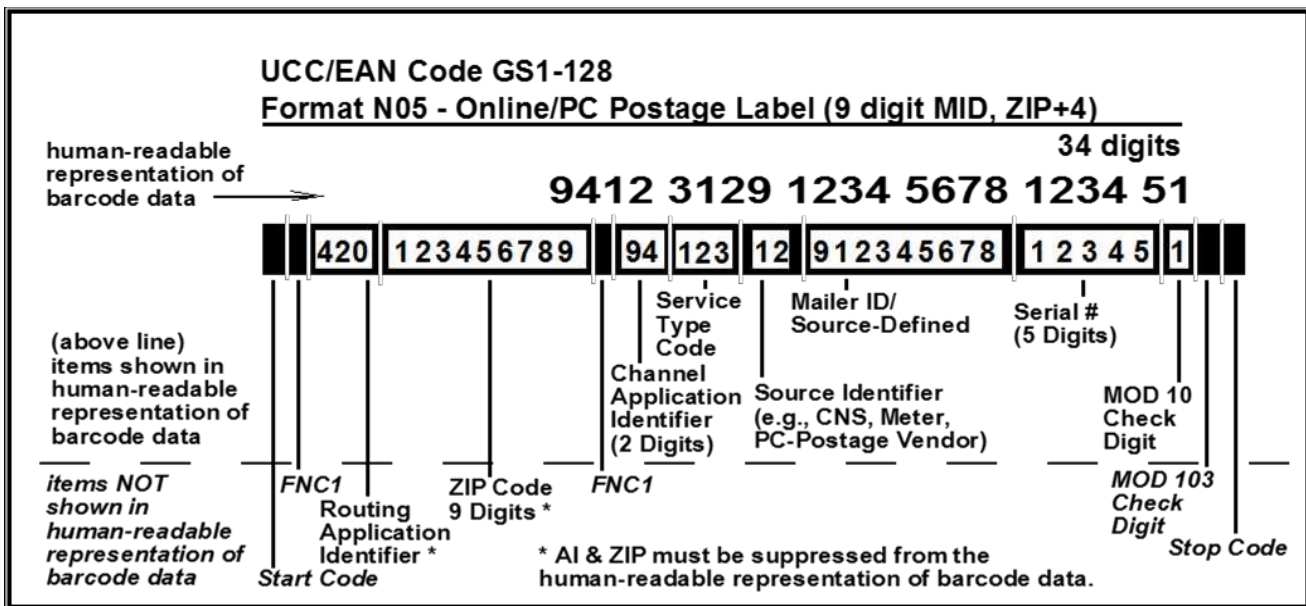


Exhibit 12: Parsing of the Human Readable Data – N05 Barcode Construct

(N05 sample data)
Human Readable Representation of Barcode Data:
9412_3129_1234_5678_1234_51 ← (22 digits)
420 & ZIP
Suppressed
␣ = symbol used here to represent a blank space

Exhibit 13: Barcode Specification

NOTE: The barcode label depicted below is for illustration purposes only.

The diagram shows a barcode label with the following specifications:
• Top: Solid black identification bar(s) with 0.031" - 0.063" thickness, centered horizontally above/below barcode.
• Text: "USPS TRACKING #" in bold, sans-serif font, 0.090 - 0.125" high, centered horizontally above the barcode. Minimum clearance: 0.031".
• Barcode: GS1-128 barcode, 0.750" height, 0.013 - 0.021" X-dimension. Minimum horizontal clearance: 10 times X-dimension (0.250" preferred).
• Bottom: Tracking number "9402 8052 1368 3062 5229 20" in bold, sans-serif font, 0.090 - 0.125" high, centered horizontally below the barcode. Minimum clearance: 0.125" (0.250" maximum) above and 0.031" below.
• Identification bar: Solid black bar below the tracking number.

4.5 Barcode Banner Text

Simplified barcode banner texts are used with most tracking and extra service(s) barcodes. The barcode banner text is the human-readable text above the barcode. Mailers must use a “USPS TRACKING #” human-readable banner text above the barcode on items not requiring a signature at delivery, and a “USPS SIGNATURE TRACKING #” banner text above the barcode on items where a signature is required at delivery. The simplified banner texts will not be used with Certified Mail™, Registered Mail™, Adult Signature, Parcel Return Service or Priority Mail Express or Priority Mail Open and Distribute services.

The banner text simplifies IMpb use for mailers and more accurately describes the processing and tracking capabilities inherent to the IMpb. Appendix I provides the barcode banner text applicable, for each Service Type Code. The barcode banner text is applicable for domestic or international outbound shipments only. The barcode banner text should include “eVS” for eVS customers.

If your printer does not support the printing of the special character “#” then the acceptable Barcode Banner Text can be “USPS TRACKING NUMBER” or “USPS SIGNATURE TRACKING NUMBER”. Inclusion of a trademark or registered symbol in the barcode banner text is recommended but not required. Certain Postal Service programs and services require the use of specific symbols or markings (e.g. “eVS”).

NOTE: Concatenated barcodes containing both the standard Package Identification Code used for tracking and the Postal Service routing code should omit the word “ZIP” in the human-readable text (Barcode Banner Text) printed above the barcode.

4.6 Calculate MOD 10 Check Digit for the Package Identification Code (PIC) / Electronic File Number (EFN)

This process is used to calculate the check digit in the Package Identification Code and the Electronic File Number. Example: assume the PIC is **9212 3912 3456 7812 3456 70**

Description	Number of Digits	Numbers
Application Identifier	2	92
Service Type Code	3	123
Nine-digit MID	9	912345678
Sequential Package ID	7	1234567
MOD 10 check digit	1	0
Total Number of Digits	22	

The MOD 10 check digit is calculated using the following steps:

Step 1: Set up a two-row matrix, labeled 1 through 22 (or up to 26); 1 being the most significant position in the matrix (i.e., the right-most position). Starting from the least significant position of the matrix (position 22 up to 26), copy each digit of the PIC all the way to position 2 (excluding the position of the check digit shown in the example below by a “?”).

Position	22	21	20	19	18	17	16	15	14	13	12	11	10	9	8	7	6	5	4	3	2	1
PIC	9	2	1	2	3	9	1	2	3	4	5	6	7	8	1	2	3	4	5	6	7	?

Step 2: Starting from position 2 of the matrix, add the values (shaded) in the even-numbered boxes.

Position	22	21	20	19	18	17	16	15	14	13	12	11	10	9	8	7	6	5	4	3	2	1
PIC	9	2	1	2	3	9	1	2	3	4	5	6	7	8	1	2	3	4	5	6	7	?

For the example: $7+5+3+1+7+5+3+1+3+1+9 = 45$

Step 3: Multiply the result of step 2 by 3. For the example: $45 \times 3 = 135$

Step 4: Starting from position 3 of the matrix, add up the values (shaded) in the odd-numbered boxes.

Position	22	21	20	19	18	17	16	15	14	13	12	11	10	9	8	7	6	5	4	3	2	1
PIC	9	2	1	2	3	9	1	2	3	4	5	6	7	8	1	2	3	4	5	6	7	?

For the example: $6+4+2+8+6+4+2+9+2+2 = 45$

Step 5: Add up the results for steps 3 and 4. For the example: $135+ 45 = 180$

Step 6: The check digit is the smallest number which, when added to the result obtained through step 5, gives a number that is a multiple of 10.

For example: $180 + X = 180$; $X = 0$

NOTE: The dimension of the matrix (the number of cells) will vary depending on the length of the Sequential Package ID. In this example, the Sequential Package ID is eight digits long (00000001), requiring a matrix with 22 cells (including the cell for the check digit).

4.7 Print Quality Requirements

4.7.1 Printer Resolution	
<input type="checkbox"/>	<ul style="list-style-type: none"> The USPS recommends a printer with a minimum resolution of 203 dots per inch (dpi) for printing the Barcode. Dots per inch is a measure of a printer’s resolution. It is the number of individual dots that can be produced within a linear 1-inch (2.54 cm) space.
4.7.2 Reflectance/Symbol Contrast	
<input type="checkbox"/>	<ul style="list-style-type: none"> The mailer must print the barcode on a substrate (e.g., shipping label) which is uniform in color. Barcode scanning equipment responds to differences between light reflected from the darkest bar and lightest space within barcode symbols, including quiet zones. Reflectance is measured on an USPS-specified reflectance meter or barcode verifier.
<input type="checkbox"/>	<ul style="list-style-type: none"> When measured in the red spectral range between 630 nanometers and 675 nanometers, the minimum white bar (space) reflectance (Rs) must be greater than 50 percent, and the maximum bar reflectance (Rb) must be less than 25 percent.
<input type="checkbox"/>	<ul style="list-style-type: none"> The minimum print reflectance difference (Rs – Rb) is 40 percent. The measurements will be made using a Postal Service–specified reflectance meter or a Postal Service-approved barcode verifier.
4.7.3 Barcode Quality	
<input type="checkbox"/>	<ul style="list-style-type: none"> At least 70 percent of the barcodes in each mailing shall have an overall symbol grade of “B” or better when measured with the appropriate aperture size in the red spectral range between 630 nanometers (nm) and 675 nm. The remainder shall measure no less than a Symbol Grade of “C”. Specified symbol grades are based upon the ISO/IEC 15416 Barcode Print Quality Guideline (formerly INCITS 182) which recommends a method of measuring the quality parameters of printed barcode symbols.
<input type="checkbox"/>	<ul style="list-style-type: none"> The different symbol grades indicate print quality. Only the use of the appropriate aperture for the specific X-dimension of the barcode symbol under consideration will guarantee that the grade obtained from measurement of this symbol is the correct grade according to the ISO/IEC 15416 specified methodology. The mailer shall use a 10-mil aperture (0.250 mm) when measuring barcodes printed with X-dimensions between 0.013 and 0.021 inches (13 – 21 mils).

4.8 Physical Barcode Requirements

Barcode Requirements

4.8.1 Dimension	
<input type="checkbox"/>	<ul style="list-style-type: none"> A barcode's X-dimension is the nominal width of the narrowest bar or space element within the barcode. X-dimensions are typically measured in mils. One mil is equal to 1/1,000 of an inch.
<input type="checkbox"/>	<ul style="list-style-type: none"> The mailer shall print the barcode with an X-dimension measuring between 0.013 inch (13.0 mils) and 0.021 inch (21.0 mils).
<input type="checkbox"/>	<ul style="list-style-type: none"> X-dimensions ranging from 0.015 to 0.017 inch inclusive are preferred.
<input type="checkbox"/>	<ul style="list-style-type: none"> The X-dimension shall remain constant throughout the barcode symbol and not vary.
4.8.2 Barcode Length	
<input type="checkbox"/>	<ul style="list-style-type: none"> The overall length of the barcode is a function of the number of characters encoded and the X-dimension used.
4.8.3 Barcode Height	
<input type="checkbox"/>	<ul style="list-style-type: none"> The overall minimum height of the barcode shall measure at least 0.75 inch, unless allowed by exception. <p>NOTE: The Postal Service is also providing an exception process, for mailers of small USPS Ground Advantage (formerly First-Class Package Service) and USPS Marketing Mail parcels lacking sufficient label space to apply an IMpb or extra services barcode meeting the ¾ inch height requirement, to submit barcodes of at least ½ inch in height for USPS testing and approval.</p>

4.9 Barcode Identification and Layout Requirements

4.9.1 Human-readable Text	
<input type="checkbox"/>	<ul style="list-style-type: none"> USPS has simplified the Barcode Banner Text to read "USPS TRACKING #" for items that do not require signatures or "USPS SIGNATURE TRACKING #" for items that do require signature. This Barcode banner text is not used for Certified Mail, Registered Mail, Adult Signature, Parcel Return Service (PRS), Priority Mail Open and Distribute or Priority Mail Express.
<input type="checkbox"/>	<ul style="list-style-type: none"> Text height minimum of 0.09 inch.
<input type="checkbox"/>	<ul style="list-style-type: none"> Bold, Sans serif type (e.g., Helvetica or Arial)
<input type="checkbox"/>	<ul style="list-style-type: none"> Centered horizontally above the barcode. Human-readable text cannot extend beyond the length of the identification bars.
<input type="checkbox"/>	<ul style="list-style-type: none"> All uppercase using standard spacing.

Barcode Requirements

<input type="checkbox"/>	<ul style="list-style-type: none"> Printed at a minimum 0.125 inch above the barcode, but not more than 0.25 inch above the barcode.
<input type="checkbox"/>	<ul style="list-style-type: none"> Printed at a minimum 0.031 inch below the identification bar.
4.9.2 Human-readable Number	
<input type="checkbox"/>	<ul style="list-style-type: none"> Text height minimum of 0.09 inch.
<input type="checkbox"/>	<ul style="list-style-type: none"> Bold, Sans serif type (e.g., Helvetica or Arial)
<input type="checkbox"/>	<ul style="list-style-type: none"> Centered horizontally below the barcode. Human-readable numbers cannot extend beyond the length of the identification bars.
<input type="checkbox"/>	<ul style="list-style-type: none"> Printed at a minimum 0.125 inch below the barcode, but not more than 0.25 inch below the barcode.
<input type="checkbox"/>	<ul style="list-style-type: none"> Printed at a minimum 0.031 inch above the identification bar.
4.9.3 Parsing	
<input type="checkbox"/>	<ul style="list-style-type: none"> For all labels (non-concatenated and concatenated), the human-readable representation of the barcode must be parsed in groups of four with any remaining digits grouped at the end. The Postal Routing Code AI (420) and Destination ZIP Code should be suppressed and not printed as part of the human-readable number. The IMpb requires all mailers to include a routing ZIP Code on their package labels and prefers the use of a concatenated barcode format. <p>Examples: 9205 52 39 1234 56 78 12 34 5671 9305 5123 1234 561 2 3456 6789 01 9405 52 31 2123 4561 234567 81 or 9405 5079 1234 45678 1234 51</p>
4.9.4 Identification Bars	
<input type="checkbox"/>	<ul style="list-style-type: none"> A minimum clear space of 0.031 inch above the human-readable text of the barcode to distinguish the IMpb from other information on the shipping label.
<input type="checkbox"/>	<ul style="list-style-type: none"> A minimum clear space of 0.031 inch below the human-readable representation of the barcode to distinguish the IMpb from other information on the shipping label
<input type="checkbox"/>	<ul style="list-style-type: none"> Must be centered horizontally above/below the barcode.
<input type="checkbox"/>	<ul style="list-style-type: none"> The line length at a minimum can extend to the barcode and horizontal clearance.
<input type="checkbox"/>	<ul style="list-style-type: none"> The line length at a maximum can be the entire width of the label.
<input type="checkbox"/>	<ul style="list-style-type: none"> At a minimum 0.031 inch thick.
<input type="checkbox"/>	<ul style="list-style-type: none"> At a maximum 0.063 inch thick.

4.10 Quiet/Clear Zone Requirements

4.10.1 Horizontal Barcode Quiet/Clear Zone	
<input type="checkbox"/>	<ul style="list-style-type: none">A clear space measuring at least 10 times the X dimension must be maintained immediately to the left and right of the barcode. No text, images, or other markings may appear in this area.
<input type="checkbox"/>	<ul style="list-style-type: none">A minimum left/right clear zone of 0.25 inch is recommended.
4.10.2 Vertical Barcode Quiet/Clear Zone	
<input type="checkbox"/>	<ul style="list-style-type: none">A clear zone measuring at least 0.125 inch must be maintained directly above the barcode. No text, images, or other markings may appear in this area.
<input type="checkbox"/>	<ul style="list-style-type: none">A clear zone measuring at least 0.125 inch must be maintained directly below the barcode. No text, images, or other markings may appear in this area.

4.11 Documentation

Copies of ANSI documents may be obtained by visiting their website at: <https://global.ihs.com> or by writing to:

GLOBAL ENGINEERING DOCUMENTS
ATTN: CUSTOMER SERVICE DEPARTMENT
15 INVERNESS WAY
EAST ENGLEWOOD, CO
80112

Requests for permission to reproduce ISO documentation should be addressed to ISO's member body in the country of the requestor or the following address:

COPYRIGHT MANAGER
ISO CENTRAL SECRETARIAT
1 RUE DE VAREMBÉ
CASE POSTALE 56, CH-1211 GENEVA 20
SWITZERLAND

Further information is available at the ISO web site: <https://www.iso.org/home.html>

Copies of GS1 documents may be obtained by visiting the website at: <https://www.gs1.org/> or from the Global Office

Address at:

GS1
PRINCETON PIKE CORPORATE CENTER
1009 LENOX DRIVE, SUITE 202
LAWRENCEVILLE, NEW JERSEY 08648

5 Customer Interface Files

5.1 File Retention

The Postal Service retains extract files on its servers for 30 days for each customer’s account. Customers may choose to delete the files from the Postal Service servers prior to the 30-day expiry period. The Postal Service will automatically delete the oldest copy of each file type on the 31st day.

5.2 Shipping Services File Confirmation/Error/Warning Reports

Each time a mailer submits a Shipping Services File, PTR processes and edits the file. When data does not meet USPS specifications, PTR generates an error or a warning. Single records or the entire file may be rejected and/or certain records may receive warnings for minor problems. A message line that starts with an “E” indicates this is an Error message and the record will be rejected. A message line that starts with a “W” indicates this is a Warning Message and the record will be posted. Mailers must review their error/warning files to determine if there are errors or warnings that need to be addressed. Corrections may be sent to address errors, see Section 7.2 Corrections Process and See Section 7.3 on the process for File Retransmission. The confirmation/error/warning file is available as a “report” format (human-readable file) or a “data” format.

5.2.1 Shipping Service File Confirmation/Error/Warning Report - Version 1.5

The processing of the Shipping Service file version 1.6 will generate the Shipping Services Confirmation Error/Warning report version 1.5.

[Appendix E-1.1](#) *Provides the Confirmation/Error/Warning Report “Data” File Version 1.5 File Layout Specification*

[Appendix E-1.2](#) *Provides the Confirmation/Error/Warning “Report” File Version 1.5 File Format*

[Appendix E-3](#) *Provides Error/Warning Messages*

File Transmission Method	Naming Standard
SFTP	ERRWRN0.V15.RPT.MMDDhhmmss

MMDDhhmm signifies the following:

MM = numeric representation of the month.

DD = day of the month.

hhmm = the hour and minute that the file or report was generated.

5.2.2 Shipping Service File Confirmation/Error/Warning Report - Version 1.7

The processing of the Shipping Service file version 1.7 or file version 2.0 will generate the Shipping Services Confirmation Error/Warning report version 1.7.

[Appendix E-1.3](#) Provides the Confirmation/Error/Warning “Data” Version 1.7 File Layout Specification

[Appendix E-1.4](#) Provides the Confirmation/Error/Warning “Report” Version 1.7 Format

[Appendix E-3](#) Provides the Confirmation/Error/Warning Messages List

5.3 Shipping Partner Event File Confirmation/Error/Warning Report – Version 2.0

Each time a mailer submits a Shipping Partner Event File, PTR processes and edits the file. When data does not meet USPS specifications, PTR generates an error or a warning. Single records or the entire file may be rejected and/or certain records may receive warnings for minor problems. Mailers must review their error/warning files to determine if there are errors or warnings that need to be addressed.

[Appendix E-2.1](#) Provides the Shipping Partner Event File Confirmation/Error/Warning “Data” File Version 2.0 File Layout Specification

[Appendix E-2.2](#) Provides the Shipping Partner Event File Confirmation/Error/Warning “Report” File Version 2.0 File Layout Specification

[Appendix E-3](#) Provides the Confirmation/Error/Warning Messages List

File Transmission Method	Naming Standard
SFTP	Version 2.0 - ERRWRNO1.V20.RPT.MMDDhhmmss

MMDDhhmm signifies the following:

MM = numeric representation of the month.

DD = day of the month.

hhmm = the hour and minute that the file or report was generated.

5.4 eVS Postage Payment Extract File - Version 1.1/2.0

The eVS Postage Payment Extract file contains all of the header records submitted by the eVS mailer along with the associated detail records. Multiple header records may be combined in a single extract file. A partial group of detail records associated with a single header record may also be sent in multiple extract files. This grouping may not match the consolidated manifest files submitted by the mailer due to the timing and processing of the manifest data by the tracking and payment systems.

Mailers may indicate their preference to receive:

1. No payment extract
2. Complete payment extract
3. Partial payment extract (without any postage fields)

NOTES:

1. eVS Mailers should contact the Confirmation Services Support Team at 877-264-9693 to have the Postage Extract Format Indicator set.
2. eVS Mailers should contact the eVS program office if they would like to receive version 2 of the eVS postage payment extract file.
3. eVS mailer now have the option to receive their eVS postage payment file every 15 minutes. eVS Mailers should contact the eVS program office if they would like this new “batch” feature turned on.

The eVS Postage Payment Extract files will contain all rate ingredients reflecting any updates or changes made by eVS along with the postage rate calculated and charged by eVS for each item. The payment life cycle in eVS typically processes the payment for all manifest data received as a one-step process. Hence, a single payment extract reflecting the payment status of “PROCESSED” will be generated by eVS. However, in some cases, the payment process may involve multiple or interim steps (i.e. ERROR, PENDING, CLOSED). In these scenarios, multiple payment extracts may be generated by eVS any time a change in status occurs for payment of specific item.

Appendix F-1 Provides the eVS Postage Payment Extract File Version 1.1 File Layout Specifications

Appendix F-2 provides the eVS Postage Payment Extract File Version 2.0 File Layout Specifications

5.4.1 File Naming Convention

The payment system (eVS) will generate the payment extract files using the following naming convention. These files will be sent to the tracking system (PTR) to be forwarded on to the appropriate mailers. The file names received by the mailers may not match this convention depending on the data exchange interface (SFTP, EDI, etc.) used for the transfer.

File Type v1.1 and 2.0	Naming Standard/Example	Corresponding PTR Manifest file
eVS Postage Extract - Complete	eVSPaymentComplete-MID-YYYYMMDD#####.pse example: eVSPaymentComplete-010101010-20091028123456.pse	PTSManifest-20091028123456.raw PTSManifest-20091028123456.cew

YYYYMMDD##### signifies the following: YYYY = numeric representation of the year.
 MM = numeric representation of the month
 DD = day of the month.
 ##### = sequence number that the file was generated.

5.5 Reconciliation Extract File – Version 1

The reconciliation extract file provides status and payment information to eVS/PRS mailers for proposed and actual monthly adjustments. Customers must request both the payment extract and reconciliation extract files.

Appendix H provides the Reconciliation Extract File Version 1.0 File Layout Specifications

5.5.1 File Naming Convention

The payment system (eVS) will generate the reconciliation extract files using the following naming convention. These files will be sent to the tracking system (PTR) to be forwarded on to the appropriate mailers. The file names received by the mailers may not match this convention depending on the data exchange interface (SFTP, EDI, etc.) used for the transfer.

File Type v1.0	Naming Standard/Example
eVS Reconciliation Extract-	eVSReconciliationExtract-MID-YYYYMMDD#####.rxt example: eVSReconciliationExtract-010101010-20091028123456.rxt

YYYYMMDD##### signifies the following:
 YYYY = numeric representation of the year.
 MM = numeric representation of the month
 DD = day of the month.
 ##### = sequence number that the file was generated.

5.6 The Scan Event Extract File – Versions 1.5, 1.6, and 2.0

When mailers communicate electronically with USPS by transmitting a Shipping Services File, they receive — up to 16 times daily — a scan event extract file. (Customers may request Premium Extract service, which is sent 96 times daily, through Program Registration). This file contains every scan event that occurs on every package that the mailer included in the Shipping Services file. A mailer must successfully transmit the Shipping Services File—and the Detail Records must be processed and posted—in order for USPS to send the mailer scan event extracts.

NOTE: 1. eVS customers will receive their file extracts before their Shipping Services file extracts are provided. 2. The default format for the scan event file is version 1.5. To request version 1.6 or version 2.0 customer must contact the Confirmation Services Support Team at 877-264-9693 to have the scan version number set.

In addition, the event information will then be available to customers on the USPS Tracking Web site, through the USPS mobile application or the USPS Tracking API.

- Appendix G-1 Provides the Scan Event File Version 1.5 File Layout Specifications***
- Appendix G-2 Provides the Scan Event File Version 1.6 File Layout Specifications***
- Appendix G-3 Provides the Scan Event File Version 2.0 File Layout Specifications***
- Appendix G-4 Provides the Scan Event Codes***

File Transmission Method	Naming Standard
SFTP	DETEXTRO.V15.RPT.MMDDhhmmss
Internet	detextro1.V15.rpt.MMDDhhmm

NOTE: To improve visibility, eVS customers will receive scan events in extract files when events are captured prior to receipt of the Shipping Services file.

MMDDhhmm signifies the following:

MM = numeric representation of the month.

DD = day of the month.

hhmm = the hour and minute that the file or report was generated.

MMDDhhmmss signifies the following:

MM = numeric representation of the month.

DD = day of the month.

hhmmss = the hour, minute and second that the file or report was generated.

This Page Intentionally Left Blank

6 Communications

6.1 Transmission Methods

Customers must transmit their Shipping Services Files to PTR using one of the following communication protocols:

1. Secure File Transfer Protocol (SFTP)
2. Electronic Data Interchange Internet Applicability Standard 2 (EDIINT AS2)
3. Parcel Data Exchange (PDX)

New customers are required to establish secure connectivity during the onboarding process to protect their networks and data.

1. Secure File Transfer Protocol (SFTP)

SFTP is a secure connectivity option available to exchange files between USPS server and customer server. Steps to complete SFTP setup:

1. Work with the Technical team in your organization to gather following information
 - Username
 - Postal SFTP server name
 - GET or PUT
 - Frequency/schedule of file transfer
 - Outward Facing IP Address
 - MMC#
 - MID
 - Filename(s) with directory path
 - Contact details - Name, Email, Phone number of the Technical Team Liaison in your organization
 - Schedule by when you plan to complete migration
2. Send an email to DELIVERY.CONFIRMATION@usps.gov in the following format listed below:

Subject: [SFTP] Request – [Mailer ID(s)]

Email body:

[Customer/Company Name] is interested in transitioning to secure protocol SFTP for [Mailer ID(s)].

The following contacts will be:

Business Contact:	Title:
Phone:	Email:
Technical Contact:	Title:
Phone:	Email:

3. Contact USPS Confirmation Services Support Team at 877-264-9693 if you have any questions.
4. USPS Data Transfer Services team will get in touch with your technical team Liaison within 1-2 weeks to schedule connectivity testing and confirm the schedule for the conversion in Production environment.
5. Refer to the SFTP Transition factsheet for additional information.

2. Electronic Data Interchange Internet Applicability Standard 2 (EDIINT AS2)

This secure connectivity option requires that the Business Partner use an EDIINT AS2 capable software product. Steps to complete SFTP setup:

1. Send an email to DELIVERY.CONFIRMATION@usps.gov in the following format listed below.

Subject: [EDIINT AS2] Request – [Mailer ID(s)]

Email body:

[Customer/Company Name] is interested in transitioning to [EDIINT AS2] for [Mailer ID(s)].

The following contacts will be:

Business Contact:	Title:
Phone:	Email:
Technical Contact:	Title:
Phone:	Email:

2. Contact USPS Confirmation Services Support Team at 877-264-9693 if you have any questions.
3. USPS Data Transfer Services team will get in touch with your technical team Liaison within 1-2 weeks to schedule connectivity testing and confirm the schedule for the conversion in Production environment.
4. Refer SFTP Transition factsheet for additional information.

3. Parcel Data Exchange (PDX)

PDX is a web based interface that allows customers to upload and/or download files between USPS server and customer server. This connectivity option offers quick and easy setup that allows mailers to start uploading shipping files on the same day.

1. Refer PDX Web Application User Guide and follow the steps as listed in the guide: <https://postalpro.usps.com/node/3481>
2. Refer PDX API User Guide and follow the steps as listed in the guide: <https://postalpro.usps.com/shipping/parcel-data-exchange-pdx-api>
3. Contact USPS Confirmation Services Support Team at 877-264-9693 if you have any questions.
4. Refer SFTP Transition factsheet for additional information.

6.1.1 Things to Know about File Transmissions

1. eVS mailers are required to utilize a secure file transfer method when transmitting manifest files to the Postal Service and when retrieving Bulk Proof of Delivery (BPOD) signature information.
2. Mailer may choose from one of the connectivity options listed above for sending and receiving data from the Postal Service. However only one method can be used after certification. Mailers needing to change the transmission method must contact USPS Confirmation Services Support Team at 877-264-9693 for technical assistance.
3. Mailers must have a LogonID and Password, obtainable in the application process described in Section 2, Getting Started, before attempting to transmit Shipping Services files to the Postal Service for Confirmation Services. If you choose PDX connectivity option then use your BCG User Name and Password.
4. Multiple Shipping Services files may be combined (concatenated) and sent together in one transmission. There is no limit to the number of Shipping Services files that may be sent in any single file transmission. A Shipping Services file is defined as one Header Record with any number of Detail Records tendered at one physical location.
5. A separate Shipping Services file is required for mail tendered to each different Postal Service entry facility. For eVS customers, in the Header Record of the Shipping Services file, the entry facility ZIP Code Field must contain the ZIP Code represented by the Postal Service facility where the mail is tendered.
6. The Shipping Services file for Confirmation Services should be transmitted to the Postal Service before or at the time which mail is tendered to the Postal Service.

6.2 Production Sending/Retrieving File Instructions

6.2.1 Secure Protocol Options

Secure Protocol Options			
Communications Method	Communications Products	Transport/ Protocol	Encryption/ Key Management
<p><u>EDI/INT AS2 (preferred solution)</u></p> <p>The "Internet Engineering Task Force Working Group for Electronic Data Interchange – Internet Integration" is an open standards group that defines how to move standard EDI data over the Internet (charter and standards available at http://www.ietf.org/html.charters/ediint-charter.html). The USPS is equipped to leverage these existing standards to connect with remote business partners. This option requires that the Business Partner also use an EDIINT capable software product.</p>	<p>There are more than 20 interoperable EDIINT certified software products currently available; for further information consult The Drummond Group. www.drummondgroup.com</p> <p>Product currently utilized by USPS is Gateway Interchange supporting AS.2 communications.</p>		<p>Transaction data is generally signed, with the keys provided in X.509v3 certificates. The Secure Hash Algorithm (SHA2) is used to provide an integrity check against tampering. Body encryption is performed with AES 256 bit encryption. Receipts or acknowledgements may be signed and are generally sent and expected for both the transport and application layers to provide non-repudiation of receipt.</p>
<p><u>SFTP/PGP</u></p> <p>USPS provides an SFTP solution to allow direct transmissions of files to USPS and for delivery of files to business partner SFTP servers. USPS also provides a solution for business partners that do not have SFTP server to use SFTP to PUT/deposit and GET/pick-up files.</p> <p>While SSH secures the authentication and transport of files, USPS still requests that all files transmitted are PGP encrypted so that data at rest is still protected and data integrity can be assured.</p>	<p><u>SFTP</u> is part of the SSH suite. More information may be found at: http://en.wikipedia.org/wiki/SSH</p> <p>Users may implement the full SSH suite or use programs which implement SFTP. A list of products, both commercial and open source, may be requested from USPS.</p> <p>PGP and GPG are implementations of a popular encryption package.</p> <p><u>PGP</u> PGP Corporation www.pgp.com</p> <p><u>GnuPG</u> Freeware</p>	<p><u>SSH</u> is used as a secure, encrypted transport layer for SFTP over port 22.</p>	<p>SSH automatically negotiates a secure encrypted link per RFC 4253 which handles encryption, compression and integrity verification automatically.</p> <p>Our standard SFTP implementation also prefers payload encryption:</p> <p>Current USPS PGP public key is RSA algorithm and 2048 bit key length. For partner keys.</p> <p>Supported body encryption algorithms include 256 bit AES and 128 bit Triple-DES</p>

Secure Protocol Options			
Communications Method	Communications Products	Transport/ Protocol	Encryption/ Key Management
<p>This option prefers that the Business Partner also use SFTP and PGP capable software products.</p>	<p>www.gnu.org</p>		
<p><u>Provisioning using EDINT AS2</u></p> <p>Because the setup and maintenance of AS2 software can be costly, USPS can provide a preconfigured software package, called Gateway Interchange or Activator, which you download and install on your server. The software uses the AS2 protocol over HTTPS to transfer files securely with USPS. With this software, you have the option of using the Secure web mailbox configuration which ensures that all file transfers are initiated on the partner's end (USPS does not connect to your server directly). USPS and Axway provide all support and updates to the software. For more information on AS2, see the detailed description under our preferred solution section.</p>	<p>Gateway Interchange Activator client, limited license version. (see USPS Provisioning Services Prerequisites Guide for supported OS versions for this client)</p>	<p><u>AS2: S/MIME over HTTP(S)</u></p> <p>Server ports may be placed outside of the canonical 80/443 set for technical or architectural reasons.</p>	<p>Transaction data is generally signed, with the keys provided in X.509v3 certificates. The Secure Hash Algorithm (SHA2) is used to provide an integrity check against tampering. Body encryption is performed with AES 256 bit encryption. Receipts or acknowledgements may be signed and are generally sent and expected for both the transport and application.</p>
<p><u>Connect: Direct</u></p> <p>Peer to Peer communication solution</p> <p>Every new connect direct implementation requires the 28 day NCRB approval and NPEG implementation process. Each setup requires complete analysis,</p>		<p>Used for external data transfer using</p> <p>IP</p> <p>Frame Relay</p>	<p>With Secure+ enabled the product supports session key negotiation for TLSv1.2 via RSA with body encryption by AES-256 in Cipher Block Chain mode and signing by SHA-2 certificates. Key verification during initial connection configuration should occur by phone.</p>

Secure Protocol Options			
Communications Method	Communications Products	Transport/ Protocol	Encryption/ Key Management
<p>data flow setup, and integration that does not exist.</p> <p>All implementations require trading partner and application cooperation and testing in order to meet timelines.</p> <p>The 5 day SLA does not apply to Connect Direct.</p>			

6.2.1.1 Test Environment for Mailers (TEM) Sending/Retrieving File Instructions

PTR and *PostalOne!* maintain separate test environments that duplicate the current functionality of their production environments. During the file certification process, mailers should submit their manifest files to the PTR TEM environment (see section 6.4.2 for Sending Shipping Services Files). eVS manifest files received in the PTR TEM are processed and routed to the *PostalOne!* TEM where eVS generates postage statements and all corresponding reports. See section 6.4 for Access the eVS TEM environment.

Customers will be able to use the same MID and Login ID in both the TEM and Production environments. The TEM extract processes will begin 1 hour after successful completion of the TEM manifest processes.

All mailers are encouraged to continue their TEM use after they have begun live mailings; TEM allows mailers to validate internal software changes as needed without a formal testing schedule.

6.2.2 Communication Using Internet Server SFTP for TEM

6.2.2.1 Internet SFTP - Sending Shipping Services Files to PTR TEM

Throughout these instructions, the term “**server name**” refers to either the server name and the term “**logonid**” refers to the mailer’s Postal Service LogonID; for example, mmc001.

When either the “**server name**” or “**logonid**” term is used, the appropriate server name and LogonID should be substituted in the commands. For security purposes, the Internet connection must have forward/reverse lookup enabled. All file names, directories, *logonid* and *password* are **case sensitive**.

Communications

The servers use standard SFTP commands and can be accessed using any standard GUI or the command line. The example commands used here are typical for use of the of command line SFTP client software. Please refer to the software's documentation for specific information on using a GUI software application.

Step	Notes
Connect to the Internet, using SFTP client software. <i>pts-ftp-in-cat.usps.gov</i> using your <i>logonid</i> and <i>password</i> .	<i>Example: pts-sftp-in-cat.usps.gov</i> using <i>logonid</i> and <i>password</i>
Change the directory to <i>/home/delconf/incoming</i> (all lowercase)	This is the directory where the user will be placing your Shipping Services files.
Set the transmission mode to ASCII. Files sent to the Postal Service Internet server must not be compressed.	
Files must be sent using the following naming convention: <i><logonid>.manifest</i>	<i>Example: mmcw93.manifest</i>
If sending multiple separate files, <i>in one session or in multiple sessions within a few minutes of each other</i> , use the following naming convention for subsequent files to avoid overwriting previous file(s): <i><logonid><seq>.manifest</i>	<i>Example: mmcw93a.manifest</i> Begin with the letter a for the sequence identifier and continue with b, c, etc. for subsequent files.
Use the <i>put</i> command to transfer the file to the directory: <i>/home/delconf/incoming</i>	<i>Example: put <localfilename></i> <i><logonid>.manifest</i>
When sending <i>Shipping Partner Event Code Files</i> , use the following naming convention: <i><logonid>.consolid</i>	
If sending multiple <i>Shipping Partner Event Code Files</i> , <i>in one session or in multiple sessions within a few minutes of each other</i> , use the following naming convention for subsequent files to avoid overwriting previous file(s): <i><logonid><seq>.consolid</i>	<i>Example: mmcw93a.consolid</i>
When sending Shipping Partner Event Code Files , use the following naming convention: <logonid>.consolid	
If sending multiple Shipping Partner Event Code Files , <i>in one session or in multiple sessions within a few minutes of each other</i> , use the following naming convention for subsequent files to avoid overwriting your previous file(s): <logonid><seq>.consolid	<i>Example: mmcw93a.consolid</i>

6.2.2.2 Retrieving Shipping Services files from PTR TEM

Step	Notes
Connect to the Internet, using FTP client software. <i>pts-sftp-out-cat.usps.gov</i> using logonid and <i>password</i> .	<i>Example: pts-sftp-out-cat.usps.gov</i> using <i>logonid</i> and <i>password</i>
Change the directory to <i>/red/logonid/incoming</i> (all lowercase).	This is the directory where the user will be retrieving Shipping Services files.
To see what files are available for pickup, use the directory list command. The command is: <i>dir</i> .	
Use the get command to retrieve the file from the directory: <i>/red/logonid/incoming</i>	<i>Example: get errwrno.rpt.11203520</i>
Copy the files to local computer.	
<p>The Postal Service maintains 30 days' worth of files on the server. User may choose to delete the files from the Postal Service server. If the user does not delete the files, the Postal Service will automatically delete the oldest copy of each file type on the 31st day.</p> <p>To delete the file, use the <i>del</i> command.</p>	<i>Example: del errwrno.rpt.MMddhhmm</i>

6.3 Accessing eVS TEM

Step
Log into the Business Customer Gateway.
Click the Electronic Data Exchange (<i>PostalOne!</i>) link under the Mail & Transport heading. Select Mailing Reports from the “Manage Mailing Activity” menu.
For eVS: click the “Electronic Verification Activity (EVS)” link.
For PRS: click the “Electronic Return Activity (PRS)” link.

7 Manifest Error Process

7.1 Duplicate Records

Customers must not repeat (duplicate) serial numbers for Electronic File Numbers used in Header Records or Package Identification Codes (PICs) used in D1 Records for 120 days from date of first use.

Duplicate records for eVS shipments that are created and transmitted to eVS are handled as follows:

- a. *Header Records* – Duplicate Header Records with the associated Detail Records 1 that are successfully processed by PTR will be forwarded to eVS. eVS, however, will reject these duplicate Header Records and all their associated Detail Records 1.
- b. *Detail Records 1* -- Duplicate Detail Records 1 processed by PTR, whether duplicated within the same file, same manifest or previously manifested within the past 120 days, are forwarded to eVS. eVS will process the duplicate Detail Records 1 and charge for these duplicates as part of the normal automatic postage debiting process.

7.2 Corrections Process

The Shipping Services File is edited according to the “Contents Rules and Limitations” listed in the Shipping Services File format version 1.6 or 1.7/2.0 File Layout Specifications. Records that fail the edits for a required field are rejected as errors. Records that fail the edits for non-required fields are listed as warnings but are processed and stored. All errors and warnings as well as the field(s) in error are provided in the Confirmation/Error/Warning file.

Any record that is rejected as an error can be corrected and re-sent to the USPS. All corrected records must be sent in a Shipping Services File version 1.6 or 1.7/2.0 with the Electronic File Type of “4 – Corrections”. The Electronic File Number of the original file containing the records in error **must be used** in the “corrections” file.

Corrections should be resubmitted within 24 hours, to ensure receipt of all delivery information.

eVS customers should submit correction files before the end of the reconciliation period (the 10th of the subsequent month) to avoid being charged twice for the same mail piece.

The following fields can be corrected in the D1 Record:

- Class of Mail*
- Payment Account Number
- Rate Indicator
- Processing Category Code
- Zone Number
- Destination Rate Indicator
- Postal Routing Barcode Indicator
- Weight
- Dimensional Weight
- Length
- Width
- Height
- Extra Services Codes 1 through 5
- Extra Services Fees 1 through 5
- Value of Article
- COD Amount Due Sender
- Surcharge Type
- Surcharge Fee
- Discount Type
- Discount Fee
- Destination ZIP Code*
- Destination ZIP+4*

The following fields can be corrected in the D3/G1 Record:

- Customs Barcode Number
- Sender Last Name
- Sender First Name
- Sender Business Name
- Sender Address
- Sender City Name
- Sender State
- Sender Zip Code
- Sender Country Code
- Recipient Last Name
- Recipient First Name
- Recipient Business Name
- Recipient Delivery Address
- Recipient City Name
- Delivery Country Code
- Total Weight
- Package Value
- Description of Package
- Content Comments

The following fields can be corrected in the D4/G2 Record:

- Customs Item Detail Number
- Customs Description
- Quantity of Article
- Value of Article

The Corrections file is edited and updated in PTR and provided to eVS if applicable.

* The Class of Mail, Destination ZIP and Destination ZIP+4 are only updated if the manifest event (MA) is the highest precedence event at the time of the correction.

7.3 Unused Labels

Unused Labels are labels that were manifested but packages with these labels were not mailed. There are two methods for submitting an unused label refund: the online interface in *PostalOne!* and a Type 4 Shipping Services File (SSF) also known as a corrections file. See Publication [205](#) 4.3.15 for additional information on submitting unused label refund request.

- Submit the same detail record and same header record, set the file type in the Header to type 4 and the removal indicator in the detail record to Y.
- The Header Record must be identical to the original Manifest, except for setting the Electronic File Type to 4.
- The detail record should be identical to the original manifest, except for setting the removal indicator to Y.
- The correction file should only contain the records for which a refund is requested, not the entire original manifest.

For example:

If the original manifest had 5 Header Records each with 100 Detail records and you wanted to request refunds on 2 different detail records under 2 different headers send in a corrections file with the labels you are requesting a refund on with the associated headers they were paired with in the original file.

7.4 File Retransmission

Files may be rejected during processing for the following reasons:

1. PTR or eVS may reject a file if there is an error in the header record
 - a. If the date of mailing is within the last 30 days, the file can be retransmitted.
 - b. If resubmitting eVS files during the eVS reconciliation period, use the last day of the previous month for the date of mailing within the manifest file.
 - c. If entire file was accepted, do not resubmit entire file, or eVS will charge postage for all parcels in the file. Resubmit only those records that must be corrected. If eVS calculated the postage of the piece from the original record, it will mark the record as a warning to indicate the correction was processed.
2. eVS may reject a file if the EFN was duplicated within the last 120 days
 - a. Use the same EFN, but change the file type to "Corrections" <Electronic File Type 4>. eVS will not accept the same EFN as a Tracking & Postage file type within 120 days
3. eVS may reject a file if the control number is duplicated within the last 60 days
 - a. Resubmit the file, using a control number that has not been used within the last 60 days
4. To submit a record that has been rejected:
 - a. If the record was rejected by PTR:
 - i. Make sure that rate ingredients have been corrected that caused the error.
 - ii. Use the same EFN, but make sure that the file type is changed to "Corrections" <Electronic File Type 4> to prevent the file from being rejected as invalid.
 - b. If the record was rejected by eVS:
 - i. Rejected records should appear in the manifest errors report.
 - ii. Use the same EFN, but make sure that the file type is changed to "Corrections" <Electronic File Type 4>, because eVS will not accept the same EFN as a Tracking & Postage file type within a 120-day period.
 - iii. As a reminder all unmanifested parcels, sampled parcels with missing manifests, and manifest errors must be manifested by the 10th of the subsequent month to prevent adjustments to the eVS account for additional postage.

IMPORTANT NOTE: Since customers are required to provide more piece-level detail information, the Postal Service has standardized the rules for completing Types 1 (Tracking and Postage) and 2 (Tracking only) files. Therefore, the rules (e.g., required vs. optional, defaults and content values) for populating these files will be the same. In the File Layout description columns of the Shipping Services Files, the separate file designations have been updated to reflect the changes. In those cases where a Type 2 (tracking only) is missing the required data, a Warning message will appear in the Confirmation/Error/Warning report. Please see the Shipping Services File Layout Specifications in the Appendices below for specific information.

This Page Intentionally Left Blank

8 Product Specific Information

8.1 Adult Signature Required and Adult Signature Restricted Delivery

Adult Signature Required and Adult Signature Restricted Delivery are extra services available for an additional fee:

1. Adult Signature Required requires the signature of anyone 21 years of age or older.
2. Adult Signature Restricted Delivery requires the signature of the addressee or designee, 21 years of age or older.

Both options are offered only to commercial customers (including online customers). The person signing for the package must show government-issued photo identification.

Adult Signature Required and Adult Signature Restricted Delivery are available with Priority Mail Express, Priority Mail (including Regional Rate Boxes), USPS Ground Advantage (formerly First-Class Package Service), and Parcel Select. Barcoded Nonpresort Bulk Proof of Delivery is also available with these services.

All pieces in the Shipping Services File must bear an IMpb with the applicable three-digit Service Type Code (found in Appendix I).

After delivery, the mailer will be provided with the date, time, name (first initial and last name) and signature of the recipient.

8.1.1 File Specification Information

Version 1.6 Detail Record 1 Required Fields

Record Position	Field Name	Content Rules and Limitations
399-401	Extra Service Code 1st Service	Extra Service Code: 922 – Adult Signature Required 923 – Adult Signature Restricted Delivery
402-407	Extra Service Fee 1st Service	Must include the appropriate fee.

8.1.2 Adult Signature Label Examples

Exhibit 14: Adult Signature Required and Adult Signature Required/Restricted Delivery Labels.



NOTE: The barcode label depicted above is for illustration purposes only.

8.2 Certified Mail

8.2.1 General Information

Certified Mail for letters/flats should contain a **non-concatenated** Intelligent Mail package barcode (IMpb). The barcode construct must designate no routing information. Certified Mail for parcels must contain a **concatenated** IMpb where the physical characteristics of the parcel permit it. When a **non-concatenated** IMpb is used, a postal routing barcode must also be present.

Certified Mail items must use the existing service-specific CERTIFIED MAIL, or USPS CERTIFIED MAIL banner text above the barcode. All other label and endorsement requirements for Certified Mail must be met when the IMpb is used.

Certified Mail service provides the sender with a mailing receipt and, upon request, electronic verification that an article was delivered or that a delivery attempt was made. The recipient signs a delivery receipt — PS Form 3849, *Delivery Notice/Reminder/Receipt or sign-on screen (MDD)* — and the Postal Service stores the delivery information, including the recipient's signature. Customers can retrieve the delivery status in three ways:

1. Over the Internet at www.usps.com by entering the article number shown on the mailing receipt
2. By telephone at 1-800-222-1811
3. By bulk electronic file transfer for mailers who provide an electronic manifest to the USPS

Product Specific Information

Certified Mail is dispatched and handled in transit as ordinary mail. No insurance coverage is provided. Only mailable matter prepaid with postage at First-Class Mail or Priority Mail prices may be sent as Certified Mail. See DMM section 503.3.0 for detailed information.

Commercial customers can pay for Certified Mail by metered or PC Postage indicia, or permit imprint. Customers will send a Shipping Services File v 1.6 or higher, with any form of Certified Mail, with or without the following extra services:

- Return Receipt electronic or hardcopy (PS Form 3811) (electronic option not available in combination with Adult Signature services)
- Certified Mail Restricted Delivery (not available in combination with Adult Signature services separately)
- Certified Mail Adult Signature Required
- Certified Mail Adult Signature Restricted Delivery

8.2.2 File Specification Information

Version 1.6, 1.7/2.0 Detail Record 1 Required Fields

Record Position	Field Name	Content Rules and Limitations
003-036	Intelligent Mail package barcode (IMpb)	Only non-concatenated barcodes can be used on letters and flats Mailers using COx barcode constructs must use concatenated barcodes on parcels
037-038	Mail Class	Class of Mail: FC or PM
039-042	Service Type Code	Service Type Codes: See STC table Appendix I (insert link here)
043-046	Barcode Construct Code	The following commercial barcode constructs can be used for letters and flats: C04, C08, C09, C10 The following online barcode constructs can be used with letters and flats: N03, N06, N09, N10 The following commercial barcode constructs can be used with parcels: C01, C02, C03, C05, C06, C07 The following online barcode constructs can be used with parcels: N01, N02, N04, N05, N07, N08 .
399-401	Extra Service Code	910 refers to Certified Mail only, regardless of mail class
402-407	Extra Service Fee – 1 st Service	Default is zeroes, required when Extra Service Code, 1 st Service is populated
408-410	2 nd Extra Service Code	Additional services require additional extra service codes. See Appendix I for the specific combination and Appendix J for the extra service codes

Product Specific Information

Record Position	Field Name	Content Rules and Limitations
417-419	3 rd Extra Service Code	Additional services require additional extra service codes. See Appendix I for the specific combination
426-428	4 th Extra Service Code	Additional services require additional extra service codes. See Appendix I for the specific combination

NOTE: Use of Fields 408-443 is optional (including fields for fees), depending on the number of Extra Services requested by the mailer after the first Extra Service Code is used.

8.2.3 Barcoded Form

A Certified Mail item must bear a barcoded green PS Form 3800, Certified Mail Receipt using the IMpb format. Customers may use a non-barcoded green Label 3800-N when a mailer-generated shipping label bearing the accurate IMpb is also affixed on the same mailpiece. Human-readable numbers corresponding to the barcode must appear below it, arranged in groups of four digits.

Customers who print their own barcoded labels can receive delivery status information, which includes the date and time of delivery in bulk. Customers can also receive proof of delivery including date and time of delivery as well as name, address and signature of the recipient, electronically in bulk by participating in the Bulk Proof of Delivery (BPOD) program (see Publication 199: Bulk Proof of Delivery Supplement). This can be located at <http://postalpro.usps.com/node/783>.

Exhibit 15: PS Form 3800 – Certified Mail Receipt

*Artwork not to scale

9236 2901 1312 6178 7308

PLACE STICKER AT TOP OF ENVELOPE TO THE RIGHT OF THE RETURN ADDRESS, FOLD AT DOTTED LINE

CERTIFIED MAIL

9236 2901 1312 6178 7308

9236 2901 1312 6178 7308

U.S. Postal Service™
CERTIFIED MAIL® RECEIPT
 Domestic Mail Only

For delivery information, visit our website at www.usps.com®.

OFFICIAL USE

Certified Mail Fee
 \$ _____

Extra Services & Fees (check box, add fee as appropriate)

<input type="checkbox"/> Return Receipt (hardcopy)	\$ _____
<input type="checkbox"/> Return Receipt (electronic)	\$ _____
<input type="checkbox"/> Certified Mail Restricted Delivery	\$ _____
<input type="checkbox"/> Adult Signature Required	\$ _____
<input type="checkbox"/> Adult Signature Restricted Delivery	\$ _____

Postage
 \$ _____

Total Postage and Fees
 \$ _____

Sent To
 Street and Apt. No., or PO Box No.

 City, State, ZIP+4®

PS Form 3800, April 2015 PSN 7500-02-000-9047 See Reverse for Instructions

8.2.4 Private Printing Instructions

8.2.4.1 Authorization

A mail owner must receive authorization from the Postal Service to use a privately printed PS Form 3800. The privately printed form must be nearly identical in design and color to the Postal Service form. The barcode and human-readable numbers must meet the Postal Service specifications in Chapter 4, Barcode Requirements. Samples must be submitted to the National Customer Support Center, as the address shown below:

**ATTN: CONFIRMATION SERVICES
SUPPORT NATIONAL CUSTOMER
SUPPORT CENTER UNITED STATES
POSTAL SERVICE
225 N HUMPHREYS BLVD STE 501
MEMPHIS TN 38188-1001**

8.2.4.2 Dimensions

The Certified Mail barcoded label is the detachable portion of PS Form 3800 that affixes to a mailpiece. It must have a length of 3 inches to 3-1/2 inches and a height of 1-3/4 inches to 2-11/32 inches. This size includes the fold-over flap placed over the top of the envelope to identify Certified Mail items when placed in trays.

The Certified Mail receipt is the detachable portion of PS Form 3800 that must be completed by the mail owner and the origin Post Office. If the mail owner requires a receipt to be completed at the retail window, the imprint area for a privately printed Certified Mail receipt must be nearly identical in design to PS Form 3800 as specified below:

- a. "Official Use": 3/4 inch down from the top; left edge of the box is 3-3/8 inches from the right edge of the form; 1/4-inch-high; 3-1/4 inches long.
- b. "Postage": 1 inch down from the top; left edge of the box is 2-3/8 inches from the right edge of the form; 1/4-inch-high; 1-inch long.
- c. "Certified Fee": 1-1/4 inches down from the top; left edge of the box is 2-3/8 inches from the right edge of the form; 1/4 inch high; 1 inch long.
- d. "Return Receipt Fee": 1-1/2 inches down from the top; left edge of the box is 2-3/8 inches from the right edge of the form; 1/4 inch high; 1 inch long.
- e. "Restricted Delivery Fee": 1-3/4 inches down from the top; left edge of the box is 2-3/8 inches from the right edge of the form; 1/4 inch high; 1 inch long.
- f. "Total Postage & Fees": 2 inches down from the top; left edge of the box is 2-3/8 inches from the right edge of the form; 1/4 inch high; 1 inch long.
- g. "Postmark Here": 1 inch down from top; left edge of the area is 1-3/8 inches from the right edge of the form; 1-5/16 inches high; 1-3/8 inches long.

8.2.4.3 Stock

PS Form 3800 must be printed on white OCR bond, 20-pound basis weight (17 inches x 22 inches, 500 sheets), equal to Joint Committee on Printing (JCP) Code O-25, with no more than a trace of fluorescence in the paper.

8.2.4.4 Printing

PS Form 3800 must be printed in reverse in a match of PANTONE® Matching System (PMS) 347 (green). Ink must be unreadable (“blind”) to the scanning wands used with Postal Service automated recordkeeping systems for accountable mail and have a print contrast signal of less than 10 percent as measured by a Postal Service envelope reflectance meter. Numbers must be printed in non-reflective black ink. Black ink must have a minimum print contrast signal of 50 percent.

8.2.4.5 Label Adhesive

A privately printed PS Form 3800 that will be affixed to a mailpiece must use a permanent adhesive or have another form of glue to affix the detachable barcoded label portion of the form securely to the mailpiece. The label must be easy to affix but able to withstand normal handling by the Postal Service. It must be coated on the back (within 1/16 inch of the outside edges of the piece) with a permanent-type, pressure-sensitive adhesive or another form of glue with similar strength. The adhesive must adhere immediately and firmly to various paper-type surfaces (e.g., kraft, sulfite, bond, spun-bonded olefin, and other manufactured materials). The adhesive must be such that any attempt to remove the label must destroy either the label or part of the paper surface to which it is adhered.

A privately printed PS Form 3800 that is printed directly onto the mailpiece does not need a pressure-sensitive adhesive or any other form of glue.

8.3 Commercial Cubic

PRIORITY MAIL

Commercial cubic prices are available to Priority Mail. Each mailpiece must measure .50 cubic feet or less, weigh 20 pounds or less, and the longest dimension may not exceed 18 inches. Cubic-priced mailpieces may not be rolls or tubes.

Cubic prices consist of the following five tiers:

- Tier 1 - mailpieces measuring up to .10 cubic foot
- Tier 2 - mailpieces measuring more than .10 up to .20 cubic foot
- Tier 3 - mailpieces measuring more than .20 up to .30 cubic foot
- Tier 4 - mailpieces measuring more than .30 up to .40 cubic foot
- Tier 5 - mailpieces measuring more than .40 up to .50 cubic foot

Mailers should follow these steps to determine the cubic tier measurement for rectangular and nonrectangular parcels:

- a. Measure the length, width, and height in inches. Round down each measurement to the nearest ¼ -inch. For example, 6-1/8" x 5-7/8" x 6-3/8" is rounded down to 6" x 5-3/4" x 6-1/4".
- b. Multiply the length by the width by the height and divide by 1728. For example: 6" x 5-3/4" x 6-1/4" = 215.6 divided by 1728 = 0.125 (This piece exceeds 0.10 - Tier 1 threshold). It is calculated at Tier 2 - 0.101 to 0.20.

Product Specific Information

Mailers should follow these steps to determine cubic tier measurement for soft pack and padded envelopes. Cubic tier measurements for soft pack and padded envelopes are based on the outside dimensions of length plus width, in inches, of the original packaging material. Mailpieces that are pleated (e.g., expandable) must follow the measurement guidelines in 8.3 items a. and b. to be eligible for cubic pricing. Determine cubic tier measurements as follows:

- a. Measure the length and width separately in inches.
- b. Round down (see DMM 604.7.0) each measurement to the nearest 1/4 inch. For example, 10-1/8 inches is rounded down to 10 inches.
- c. Add the two measurements together. The maximum total of length plus width cannot exceed 36 inches. See below corresponding price tiers.

CUBIC PRICE TIERS	Cubic price tiers	LENGTH PLUS WIDTH
Tier 1 - 0.10	Mailpieces measuring from	0" up to 21"
Tier 2 - 0.20	Mailpieces measuring more than	21" up to 27"
Tier 3 - 0.30	Mailpieces measuring more than	27" up to 31"
Tier 4 - 0.40	Mailpieces measuring more than	31" up to 34"
Tier 5 - 0.50	Mailpieces measuring more than	34" up to 36"

8.3.1 Commercial Cubic Priority Mail - File Specification Information

Version 1.6, 1.7/2.0 Detail Record 1 Required Fields

Record Position	Field Name	Content Rules and Limitations
373-374	Rate Indicator	Rate Indicator: CP – Cubic Tier Pricing (eVS only) P5 – Tier 1 P6 – Tier 2 P7 – Tier 3 P8 – Tier 4 P9 – Tier 5
378-382	Length	Required when rate indicator is "CP".
383-387	Width	Required when rate indicator is "CP".
388-392	Height	Required when rate indicator is "CP".
393-398	Dimensional Weight	Required when rate indicator is "CP".

USPS GROUND ADVANTAGE

Commercial cubic prices are available to eligible USPS Ground Advantage customers. Each mailpiece must measure 1 cubic foot or less, weigh 20 pounds or less, and the longest dimension may not exceed 18 inches. Rolls and tubes do not qualify for mailpiece cubic prices.

Cubic prices consist of the following ten tiers:

- Tier 1 - mailpieces measuring up to .10 cubic foot
- Tier 2 - mailpieces measuring more than .10 up to .20 cubic foot
- Tier 3 - mailpieces measuring more than .20 up to .30 cubic foot
- Tier 4 - mailpieces measuring more than .30 up to .40 cubic foot
- Tier 5 - mailpieces measuring more than .40 up to .50 cubic foot
- Tier 6 - mailpieces measuring more than .50 up to .60 cubic foot
- Tier 7 - mailpieces measuring more than .60 up to .70 cubic foot
- Tier 8 - mailpieces measuring more than .70 up to .80 cubic foot
- Tier 9 - mailpieces measuring more than .80 up to .90 cubic foot
- Tier 10 - mailpieces measuring more than .90 up to 1.00 cubic foot

Mailers should follow these steps to determine the cubic tier measurement for rectangular and nonrectangular parcels:

- c. Measure the length, width, and height in inches. Round down each measurement to the nearest $\frac{1}{4}$ -inch. For example, $6\text{-}\frac{1}{8}\text{''} \times 5\text{-}\frac{7}{8}\text{''} \times 6\text{-}\frac{3}{8}\text{''}$ is rounded down to $6\text{''} \times 5\text{-}\frac{3}{4}\text{''} \times 6\text{-}\frac{1}{4}\text{''}$.
- d. Multiply the length by the width by the height and divide by 1728. For example: $6\text{''} \times 5\text{-}\frac{3}{4}\text{''} \times 6\text{-}\frac{1}{4}\text{''} = 215.6$ divided by 1728 = 0.125 (This piece exceeds 0.10 - Tier 1 threshold). It is calculated at Tier 2 - 0.101 to 0.20.

Mailers should follow these steps to determine cubic tier measurement for soft pack and padded envelopes.

Cubic tier measurements for soft pack and padded envelopes are based on the outside dimensions of length plus width, in inches, of the original packaging material. Mailpieces that are pleated (e.g., expandable) must follow the measurement guidelines in 8.3 items a. and b. to be eligible for cubic pricing. Determine cubic tier measurements as follows:

- d. Measure the length and width separately in inches.
- e. Round down (see DMM 604.7.0) each measurement to the nearest $\frac{1}{4}$ inch. For example, $10\text{-}\frac{1}{8}$ inches is rounded down to 10 inches.
- f. Add the two measurements together. The maximum total of length plus width cannot exceed 36 inches. See below corresponding price tiers.

Product Specific Information

CUBIC PRICE TIERS	Cubic price tiers	LENGTH PLUS WIDTH
Tier 1 - 0.10	Mailpieces measuring from	0" up to 16"
Tier 2 - 0.20	Mailpieces measuring more than	16" up to 21"
Tier 3 - 0.30	Mailpieces measuring more than	21" up to 24"
Tier 4 - 0.40	Mailpieces measuring more than	24" up to 26"
Tier 5 - 0.50	Mailpieces measuring more than	26" up to 28"
Tier 6 - 0.60	Mailpieces measuring more than	28" up to 30"
Tier 7 - 0.70	Mailpieces measuring more than	30" up to 32"
Tier 8 - 0.80	Mailpieces measuring more than	32" up to 34"
Tier 9 - 0.90	Mailpieces measuring more than	34" up to 35"
Tier 10 - 1.00	Mailpieces measuring more than	35" up to 36"

8.3.2 Commercial Cubic USPS Ground Advantage - File Specification Information

Version 1.6, 1.7/2.0 Detail Record 1 Required Fields

Record Position	Field Name	Content Rules and Limitations
373-374	Rate Indicator	Rate Indicator: CP – Cubic Tier Pricing (eVS only) P5 – Tier 1 P6 – Tier 2 P7 – Tier 3 P8 – Tier 4 P9 – Tier 5 Q6 – Tier 6 Q7 – Tier 7 Q8 – Tier 8 Q9 – Tier 9 Q0 – Tier 10
378-382	Length	Required when rate indicator is "CP".
383-387	Width	Required when rate indicator is "CP".
388-392	Height	Required when rate indicator is "CP".
393-398	Dimensional Weight	Required when rate indicator is "CP".

8.4 Hold For Pickup

Hold For Pickup service allows packages to be held at a designated Post Office to be picked up by a specified addressee or designee. For Collect on Delivery Hold For Pickup, see Section 8.6.4

Hold For Pickup service is currently available for Priority Mail Express, Priority Mail, USPS Ground Advantage (formerly First-Class Package Service), Parcel Select Ground and Bound Printed Matter parcels.

This service allows shipments to be picked up at designated Hold For Pickup locations by the recipient or their designee. Upon arrival of the package at the destination Post Office pickup location, the customer or the addressee will receive an email notification or SMS text message from the Postal Service (if contact detail is provided). If the package has not been picked up within 5 days (3 days for Priority Mail Express), the Post Office will make a second attempt to notify the addressee. If the package has not been picked up within 15 days (5 days for Priority Mail Express), the package will be returned to the sender.

There are two options for Hold For Pickup service:

1. Retail option: Available at Post Office pickup locations for Priority Mail Express only at the time of mailing.
2. Electronic option: Available for Priority Mail Express, Priority Mail, USPS Ground Advantage (formerly First-Class Package Service), Parcel Select Ground and Bound Printed Matter parcels. Except for Priority Mail Express, mailers must establish an electronic link with USPS to exchange acceptance and delivery data. No mailing receipt is provided with this option.

Requirements for using Priority Mail, USPS Ground Advantage (formerly First-Class Package Service), Parcel Select Ground and Bound Printed Matter parcels Hold For Pickup:

1. Shipping Services File v 1.6 or higher
2. All mailpieces must bear the “Hold For Pickup” label with an IMpb, except Priority Mail Express not paid through eVS.
3. 9-digit ZIP Code in the IMpb.

8.4.1 Labeling and Data Reporting Requirements

The current multi-ply PS Form 3816 should not be used for Hold For Pickup. Instead, the PS Form 3816 is replaced by required elements on the standard Hold For Pickup label and in the Shipping Services File (SSF). Please note that version 1.7 or higher of the SSF is required.

The following fields are required in the SSF:

Recipient’s Name (D1| Recipient Name).

Amount of total postage paid (D1| Postage Paid).

COD fee amount (D1| Extra Service Fee nth Service).

COD amount to be collected (D1| COD Amount Due Sender).

Sender’s Return Address (D1| Return Address, Return Address City, Return Address State, and Return Address ZIP Code).

Sender’s Name (D2| Sender Name).

Recipient’s e-mail (preferred) or SMS/Text (D2| Recipient E-mail Address or D2| Recipient SMS Number).

Please note that effective 4/22/2023 the required format for a SMS number in the SSF no longer includes the carrier URL (e.g. 6035550323@wirelesscarrier.com).

Product Specific Information

The following elements are required on the Hold For Pickup Label:

- The return address is required and must be the address to which non-EFT payments are remitted.
- The Hold For Pickup labels require a HOLD FOR PICKUP banner directly below the return address and above the delivery (Pickup Location) address.
- The delivery address should contain the recipient name and the address of the post office at which the mailpiece will be held.

For more information on formatting a shipping label, please also reference the USPS Parcel Labeling Guide located at <https://postalpro.usps.com/parcellabelingguide>.



Figure 1: Hold For Pickup

8.4.2 Hold For Pickup - File Specific Information
Version 1.6, 1.7/2.0 Detail Record 1 Required Fields

Record Position	Field Name	Content Rules and Limitations
043 - 046	Barcode Construct	Barcode code constructs: C01 C05 N02 N05
052 - 055	Delivery ZIP+4 Code	ZIP+4 only

Version 1.6, 1.7/2.0 Detail Record 2 Required Fields

Record Position	Field Name	Content Rules and Limitations
001 - 002	Electronic File Detail Record ID	'D2' is required.
003 - 036	Tracking Number	Must use a 9-digit ZIP Code
037 - 084	Recipient Name	version 1.6 only
085 - 132	Delivery Address	Destination delivery address may be included in the D2 Record as an alternative to providing the ZIP+4 Code (version 1.6 only). May contain secondary unit designator, such as APT or SUITE Do not enter city or state Default is spaces.
133 - 160	City Name	Default is spaces.
161 - 162	State	Default is spaces for International mail.
163 - 167	Delivery ZIP Code	Must be 5 digits. Numeric values (0-9) only. If International, all zeroes.
168 - 171	Delivery ZIP+4	Numeric values (0-9) only. If International, all zeroes.
172 - 235	Recipient E-mail Address	Information is required for Hold For Pickup
236 - 299	Recipient SMS/text Number	Required for Hold For Pickup.
300 - 347	Sender Name	Required for Hold For Pickup.
348 - 411	Sender E-mail Address	Information is required for Hold For Pickup for the customer to receive the Hold for Pickup notification.
412 - 475	Sender SMS/text Number	Information is required for Hold For Pickup for the customer to receive the Hold for Pickup notification.
476 - 498	Filler	Must be spaces

8.5 Insured Mail

Insured Mail — PS Form 3813 and PS Form 3813-P

8.5.1 General Information

Retail insured mail service provides up to \$5,000 indemnity coverage for a lost, missing, or damaged article, subject to the standards for the service and payment of the applicable fee. Depending on the eligibility, Priority Mail outbound and return items will have \$100 of insurance automatically included (restrictions apply).

To qualify for included insurance, a shipment must meet certain requirements, such as having an applicable bar code. For details, visit <https://www.usps.com/ship/priority-mail.htm>. Insurance does not cover certain items. For details regarding claim exclusions, see sections 609.4.3 (Non-payable Claims), 609 (Filing Indemnity Claims for Loss or Damage), and 503.4.0 (Insured Mail) of the DMM at <http://pe.usps.com>.

Bulk insurance is available for USPS Marketing Mail (including nonprofit) parcels entered by USPS authorized mail owners who meet the criteria (as defined in DMM 503.4.4). Insured mail service provides the sender with a mailing receipt. Commercial mailers will use either the PS Form 3877 or electronic shipment services file in lieu of an insurance receipt. In order to be eligible for insurance indemnity, a mailpiece must have received at least one USPS processing scan following an electronic shipment acceptance scan, or the customer must provide proof of insurance (see DMM 609.3.1). Postage and fees must be uniquely identified.

For mail insured for more than \$500, the USPS maintains a delivery record (which includes the recipient's signature) for a specified period of time. The service includes an electronic copy of the recipient's signature. Insured mailpieces are dispatched and handled in transit as ordinary mail. In addition, the mail must bear the complete names and addresses of both the sender and the addressee. The Postal Service strongly recommends the recipient's name and contact information (email and/or phone number) is included in the Shipping Services file.

Electronic Signature Online™ (eSOL) service allows customers to use a previously provided electronic signature to allow delivery of items for which the sender chose Priority Mail Express®, Signature Confirmation™, or Insurance over \$500. These services until now have required a signature at the time of delivery. With eSOL, the Informed Delivery account holder for the delivery address can opt to use the previously provided electronic signature, using their Informed Delivery® Packages Dashboard. By default, certain packages are automatically opted in and eligible for eSOL. Mailers requiring a physical signature at the time of delivery rather than accepting a previously provided electronic signature, can opt out of Electronic Signature Online (eSOL). To opt out, mailers must populate a value code of '3' in the Waiver of Signature/Carrier Release/Merchant Override/Customer Delivery Preference field (see Section 8.15.2) in the Shipping Services File.

For information on filing domestic insurance claims, please go to <http://www.usps.com/domestic-claims> or DMM Section 609.

8.5.2 Barcoded Form

Insured mail of any value must bear a barcoded PS Form 3813 or PS Form 3813-P, Insured Mail Receipt using the IMpb format, as shown below except for Priority Mail when insurance is automatically included. Human-readable numbers corresponding to the barcode must appear below it, arranged in groups of four digits.

Exhibit 16: PS Form 3813P – Domestic Insured Mail Receipt over \$500

*Artwork not to scale


9236 2901 1312 6178 7308 85 United States Postal Service® INSURED MAIL - DOMESTIC ONLY		9236 2901 1312 6178 7308 85 <small>NOTE: To file a claim for damage or loss of contents, the article, container, and packaging must be presented.</small> 9236 2901 1312 6178 7308 85	DOMESTIC ONLY U.S. Postal Service® INSURED MAIL RECEIPT Over \$500
OFFICIAL USE			
Special Handling, No Fee <i>(check box)</i> <input type="checkbox"/> Perishable <input type="checkbox"/> Hazardous Material Transportation		Special Handling, With Fee <i>(check box)</i> <input type="checkbox"/> Fragile \$ <input type="checkbox"/> Live Animal Transportation \$	
Insurance Fee \$	Insurance Coverage	Postmark Here	
Restricted Delivery Fee <i>(endorsement required)</i> \$			
Return Receipt Fee <i>(see reverse)</i> \$			
Postage \$			
Total Postage and Fees \$			
Sent To			
Street and Apt. No., or PO Box No.			
City, State, ZIP+4®			
PS Form 3813-P, April 2015 PSN 7530-02-000-9057 See Reverse for Instructions			

Exhibit 17: PS Form 3813 – Domestic Insured Mail Receipt less than or equal to \$500

*Artwork not to scale

U.S. Postal Service® **DOMESTIC ONLY**
INSURED MAIL RECEIPT **\$500 and under**

9236 2901 1312 6178 7308 85
United States Postal Service®
INSURED MAIL - DOMESTIC ONLY

9236 2901 1312 6178 7308 85
NOTE: To file a claim for damage or loss of contents, the article, container, and packaging must be guaranteed.
9236 2901 1312 6178 7308 85

Special Handling, No Fee (check box)		Special Handling, With Fee (check box)	
<input type="checkbox"/> Perishable		<input type="checkbox"/> Fragile	\$ _____
<input type="checkbox"/> Hazardous Material Transportation		<input type="checkbox"/> Live Animal Transportation	\$ _____
Insurance Fee	Insurance Coverage		
\$ _____			
Signature Confirmation™ Fee			
\$ _____			
Signature Confirmation™ Restricted Delivery Fee			
\$ _____			
Postage			
\$ _____			
Total Postage and Fees			
\$ _____			
Sent To			
Street and Apt. No., or PO Box No.			
City, State, ZIP+4*			

Postmark Here

PS Form 3813, April 2015 PSN 7530-02-000-9056 See Reverse for Instructions

8.5.3 Private Printing Instructions

8.5.3.1 Authorization

A mail owner must receive authorization from the Postal Service to use a privately printed PS Form 3813 or PS Form 3813-P for domestic mail only. The privately printed form must be nearly identical in design and color to the Postal Service form. The barcode and human-readable numbers must meet the Postal Service specifications in Chapter 4, *Barcode Requirements*. Samples must be submitted to the National Customer Support Center, at the address shown below:

**ATTN: CONFIRMATION SERVICES
SUPPORT NATIONAL CUSTOMER
SUPPORT CENTER UNITED STATES
POSTAL SERVICE
225 N HUMPHREYS BLVD STE 501
MEMPHIS TN 38188-1001**

8.5.3.2 Dimensions

The insured mail barcoded label is the detachable portion of PS Form 3813 or PS Form 3813-P that affixes to a mailpiece. It must have a length of 3 inches to 3-1/2 inches and a height of 1-3/4 inches to 2-11/32 inches.

The insured mail receipt is the portion of PS Form 3813 or PS Form 3813-P that must be completed by the mail owner and the origin Post Office. If the mail owner requires a receipt to be completed at the retail window, the imprint area for a privately printed insured mail receipt must be nearly identical in design to PS Form 3813 or

PS Form 3813-P as specified below:

- a. "Official Use": 3/4 inch down from the top; left edge of the box is 3-1/8 inches from the right edge of the form; 1/4 inch high; 3-1/16 inches long.
- b. The postage and fees calculation section begins 1 inch from the top and is 1-5/8 inch high, separated into 8 sections.

Product Specific Information

- c. Section one contains text and two check boxes in PMS 286 or NCS 12 blue font as follows: “Special Handling. No Fee (check box)” “Perishable”, “Hazardous Material Transportation”: 1 inch down from the top; left edge of the box is 3-1/16- inches from the right edge of the form; 1/4 inch high; 1-1/2 inch long.
- d. Section two contains text, two check boxes and \$ in PMS or NCS 12 blue font as follows: “Special Handling. With Fee (check box)”, “~~Fragile~~-\$”, “Live Animal Transportation \$” : 1 inches down from the top; left edge of the box is 1 5/8 inches from the right edge of the form; 1/4 inch high; 1-1/2 inch long.
- e. Section three contains text and \$ in PMS 286 or NCS 12 blue font as follows: “Insurance Fee”: 1-1/4 inches down from the top; left edge of the box is 2-1/4 inches from the right edge of the form; 1/4 inch high; 1 inch long.
- f. Section four contains text and \$ in PMS 286 or NCS 12 blue font as follows: “Insurance Coverage”: 1-1/4 inches down from the top; left edge of the box is 2-5/16 inches from the right edge of the form; 1/4 inch high; 1 inch long.
- g. Section five contains text and \$ in PMS 286 or NCS blue font as follows: “Special Confirmation TM Fee”: 1-1/2 inches down from the top; left edge of the box is 3-1/16 inches from the right edge of the form; 1/4 inch high; 1-7/8 inch long.
- h. Section six contains text and \$ in PMS 286 or NCS blue font as follows: “Signature Confirmation TM Restricted Delivery Fee: 1-3/4 inches down from the top; left edge of the box is 2-1/4 inches from the right edge of the form; 1/4 inch high; 1-7/8 inch long.
- i. Section seven contains text and \$ in PMS 286 or NCS blue font as follow: “Postage”: 2 inches down from the top; left edge of the box is 2-1/4 inches from the right edge of the form; 1/4 inch high; 1-7/8 inch long.
- j. Section eight contains text and \$ in PMS 286 or NCS blue font as follow: “Total Postage and Fee”: 2-3/8 inches down from the top; left edge of the box is 2-1/4 inches from the right edge of the form; 1/4 inch high; 1-7/8 inch long.
- k. The postmark area is positioned in between the section 2 “Special Handling, With Fee” and the addressee block. “Postmark Here”: 1-1/4 inches down from top; left edge of the area is 1-1/4 inches from the right edge of the form; 1-1/4 inches high; 1-1/4 inches long.

8.5.3.3 Stock

PS Form 3813 or PS Form 3813-P must be printed on white OCR bond, 20-pound basis weight (17 inches x 22 inches, 500 sheets), equal to Joint Committee on Printing (JCP) Code O-25, with no more than a trace of fluorescence in the paper.

8.5.3.4 Printing

PS Form 3813-P must be printed in reverse in a match of PANTONE® Matching System (PMS) 286 (blue) or the Natural Color System (NCS) Medium Blue #12. PS Form 3813 must be printed in reverse in black. Ink must be unreadable (“blind”) to the scanning wands used with Postal Service automated recordkeeping systems for accountable mail and have a print contrast signal of less than 10 percent as measured by a Postal Service envelope reflectance meter. Numbers must be printed in non-reflective black ink. Black ink must have a minimum print contrast signal of 50 percent.

8.5.3.5 Label Adhesive

A privately printed PS Form 3813 or PS Form 3813-P that will be affixed to a mailpiece must use a permanent adhesive to securely affix the detachable barcoded label portion of the form to the mailpiece. The label must be easy to affix but able to withstand normal handling by the Postal Service. It must be coated on the back (within

1/16 inch of the outside edges of the piece) with a permanent-type, pressure-sensitive adhesive or another form of glue of similar strength. The adhesive must adhere immediately and firmly to various paper-type surfaces (e.g., kraft, sulfite, bond, spun-bonded olefin, and other manufactured materials). The adhesive must be such that any attempt to remove the label must destroy either the label or part of the paper surface to which it is adhered.

A privately printed PS Form 3813 or PS Form 3813-P that is printed directly onto the mailpiece does not need a pressure-sensitive adhesive or any other form of glue.

8.6 Collect on Delivery (COD) — PS Form 3816

8.6.1 General Information

Any domestic mailer may use Collect on Delivery (COD) service to mail an article for which the mailer has not been paid and have its price and the cost of the postage collected from the recipient.

The recipient can pay the COD charges using cash, personal check, or money order made payable to the sender. Only one form of payment may be used for a single mailpiece. The amount collected from the recipient may not exceed \$1,000. The mailer may not stipulate the method of payment (such as “cash only”) on the COD label. If the recipient pays the amount due by check or money order, the USPS forwards the check or money order to the mailer. If payment is made by cash, a money order fee is included in the amount collected from the recipient in addition to the COD amount. The money order fee is not collected for cash payments when the mailer is participating in COD electronic funds transfer (EFT) option and the recipient’s pickup location is an USPS retail location with Retail Software System (RSS). Mailers may be authorized to participate in COD EFT for the remittance by contacting the National Customer Support Center (NCSC) (see DMM section 608.8.0 for NCSC contact information).

The Postal Service cannot intervene in disputes between mailers and recipients of COD mail after postal records indicate payment was returned to the mailer. COD service provides the mailer with a mailing receipt and delivery status.

USPS maintains a record of delivery, including the recipient’s signature, for a specified period of time, which customers may obtain by purchasing a return receipt (PS Form 3811), electronic return receipt service, or Signature Confirmation service. Bulk proof of delivery is available only to mailers purchasing electronic return receipt service at the time of mailing. Customers participating in bulk proof of delivery may obtain signature data in signature extract file formats. See DMM section 503.8.0 for detailed information.

8.6.2 Barcoded Form

Mailers must complete barcoded Form 3816 and attach it, either above the delivery address and to the right of the return address, or to the left of the delivery address on parcels. If more than three articles are sent at a time, the mailer may use Form 3877 in duplicate in lieu of Copy 3 and Copy 4 of the PS Form 3816-

Date Returned	DELIVERY EMPLOYEE - Remove Copies 1 & 2 at Time of Delivery Write firmly to make all copies legible.			
	Collect the amount shown below if the customer pays by: CHECK OR MONEY ORDER (MO) made payable to the mailer. CASH or pin debit card and mailer is an EFT participant (online or commercial only). CASH (includes MO fee or fees).			
2nd Notice	Check/MO	EFT	Cash	
	\$	\$	\$	
	<input type="checkbox"/> Registered Mail™ Service <input type="checkbox"/> Priority Mail Express® Service Remit COD Charges to Sender via: <input type="checkbox"/> Priority Mail Express Service <input type="checkbox"/> Electronic Funds Transfer (EFT)			
1st Notice	Date of Mailing	USPSCA Number	Options for Receiving	
	From:	To:	<input type="checkbox"/> Hold For Pickup (Priority Mail Express Only) <input type="checkbox"/> Street Delivery	
	Delivered By	Date Delivered	Check Number	
	Date Payment Sent to Mailer	MO Number(s)		
PS Form 3816, January 2016 PSN 7530-02-000-9062			Copy 1 - Delivery Unit	
1. DO NOT allow the recipient (addressee or agent) to examine the contents before payment. 3. If payment is by check, enter check number above. 2. DO NOT deliver this article until payment is collected. 4. Have customer sign PS Form 3849. ♦ Follow proper scanning procedures for COD delivery and clearance.				

Exhibit 18: PS Form 3816 – COD Label and Delivery Receipt *Artwork not to scale

8.6.3 Private Printing Instructions

1. Authorization

A mail owner must receive authorization from the Postal Service to use a privately printed PS Form 3816. The privately printed form must be nearly identical in design and color to the Postal Service form. The barcode and human-readable numbers must meet the Postal Service specifications in Chapter 4, Barcode Requirements.

Once approved, the mailer is provided a block of COD numbers to be used. Samples must be submitted to the National Customer Support Center, as the address shown below:

**ATTN: CONFIRMATION SERVICES
SUPPORT NATIONAL CUSTOMER
SUPPORT CENTER UNITED STATES
POSTAL SERVICE
225 N HUMPHREYS BLVD STE 501
MEMPHIS TN 38188-1001**

1. Use of Separate Shipping Label

A separate shipping label containing the name, address, ZIP+4, Return Address, USPS postage indicia, **and the same IMpb that appears on the PS Form 3816** must also be placed on the mailpiece. A 4" x 6" label, such as those used with other, non-COD parcels, is recommended and should follow the same layout.

2. Dimensions

The privately printed 5-ply Form 3816 must be nearly identical in design and color to postal-provided forms, with COD article numbers that can be read by automated postal equipment. Privately printed COD forms must include an Intelligent Mail package barcode prepared under DMM section [708.5.0](#), and must retain the human-readable text, label design elements and color, consistent with USPS PS Form 3816.

Product Specific Information

A minimum of 10 preproduction samples (from each printer to be used) must be submitted to the National Customer Support Center (NCSC) for certification.

Copy 1: 6-7/8 - 7-X 4-1/4 - 4-1/2" Detached 6-3/8 - 3-3/8"
Copy 2: 6-5/8 - 7" X 3-3/8" Detached 5-15/16" X 3-3/8"
Copy 3: 7-3/8" - 7-1/2" X 3-3/8" Detached 6-7/8" - 7" X 3-3/8"
Copy 4: 6-3/4" - 6-7/8" X 3-3/8" Detached 6-1/4" X 3-3/8"
Copy 5: 7-3/8 - 7-1/2" X 4-1/4 - 4-1/2"(Backing Sheet)

NOTE: Detached size of Copy 2 MUST be 5-15/16" X 3-3/8". Copy 2 when detached MUST fit into furnished envelope. Contractors may place stubs as needed for production provided that the detached sizes stated above are obtained when the copy is detached.

When mailers present three or more COD pieces at one time, they have the option to use USPS-approved privately printed PS Form 3816 in a 5-ply or 3-ply format. When using the 3-ply version, mailers also use PS Form 3877 (firm sheet), or a USPS-approved facsimile, in duplicate, to serve as both the mailing receipt and the Post Office copy. By using the PS Form 3816 in conjunction with the PS Form 3877, mailers can meet the standards for the privately printed forms, which are considered nearly identical to the postal provided forms (PS Form 3816); otherwise, they do not and mailers would not be able to provide adequate proof of mailing in the event an indemnity claim is filed for loss or damage of the article.

Privately printed 3-ply Form 3816 must be nearly identical in design and color to the USPS provided form, with COD article numbers that can be read by automated postal equipment. Privately printed COD forms must include an Intelligent Mail package barcode prepared under DMM section [708.5.0](#) and must retain the human-readable text, label design elements and color consistent with USPS PS Form 3816. A minimum of 10 preproduction samples (from each printer to be used) must be submitted to the National Customer Support Center (NCSC) for certification, as stated above.

Copy 1: 6-7/8 - 7-X 4-1/4 - 4-1/2" Detached 6-3/8 - 3-3/8"
Copy 2: 6-5/8 - 7" X 3-3/8" Detached 5-15/16" X 3-3/8"
Copy 5: 7-3/8 - 7-1/2" X 4-1/4 - 4-1/2"(Backing Sheet)

NOTE: Detached size of Copy 2 MUST be 5-15/16" X 3-3/8". Copy 2 when detached MUST fit into furnished envelope. Contractors may place stubs as needed for production provided that the detached sizes stated above are obtained when copy is detached. Customers using the 3-ply privately printed label must use PS Form 3877 in duplicate, in lieu of copy 3 and copy 4 of the USPS provided PS Form 3816.

3. Stock

Use of recycled paper is preferred where economically possible. Contractor must submit brand names of papers being used to produce PS 3816. As part of the new 1995 EPA requirement that USPS report the values of recycled stock, the contractor will submit a total dollar value of any (Minimum 50/10) recycled stocks used (including paper, chipboard, & corrugated paperboard), e.g., cartons.

1. Copy 1 - 16-17# White Chemical Transfer Bond, or 16-17# White C.W. Bond, or White Offset Book.
2. Copy 2 through 4 - 15 to 18# White Chemical Transfer Bond, or 15 to 18# White C.W. Bond, or 45-50# White Offset Book.
3. Copy 5 - 20# White Chemical Transfer Bond, or 20# White C. W. Bond, or 50# White EDP Face Stock with suitable backing sheet.

NOTE: Chemical Transfer Bond must be equal to or better than Liquid OPAS on all parts. (Liquid OPAS is a registered trademark of MEAD Corporation).

Blue transfer image on all parts. See Quality Control for more information concerning minimum standards of transfer image.

Copy 1 is coated back only, Copy 2, 3, and 4 are coated front and back, Copy 5 is coated front only.

4. Construction

Contractors may alter construction to meet their own capabilities as long as all the parameters and Specifications, as set forth including the size limitations above are met. Copy 1 and 5 must remain intact, at least on the top, bottom and left edges by suitable method to insure that they do not separate prior to being separated by the carrier upon delivery of the package, throughout the complete processing of the form along with usage and processing through the mail stream. Part 1 must have perforations top, bottom and left to create a detached size of 6-3/8" x 3-3/8".

Part 2 is secured firmly to Part 1 on the left and remains with Parts 1 and 5. Part 1 is held at the top and bottom of Part 5 by spot glue for easy removal by the carrier upon delivery of the package. Parts 3 and 4 must remain within the form set until removal by Postal Service acceptance personnel. Part 4 must have a right stub of 3/8 – 1/2" and the stub must be firmly glued to the back of Part 3. Part 5 must be die-cut approximately 1/16" from top and bottom and 1/2" left and/or right if stubs are used and all waste removed and coated in its entirety with a permanent pressure sensitive adhesive meeting all the requirements as stated below. The backing sheet must be easily removable with one motion - back slit in two sections is not acceptable. No marginal holes are required, but are acceptable as long as they do not interfere with the use of the form in any fashion.

Coating of chemical transfer is dependent on each section reading through each part as indicated below. All parts must read as well as Part 1. All parts must register to each section. There are copy changes on all parts. There are sections that must have information transfer between all parts of the form and there are sections that **MUST** have information transfer between selected parts of the form. Sample copy available upon request.

5. Label Adhesive

A privately printed PS Form 3816 that will be affixed to a mailpiece must use a permanent adhesive or have another form of glue to securely affix the detachable barcoded label portion of the form to the mailpiece. The label must be easy to affix but able to withstand normal handling by the Postal Service. It must be coated on the back with a permanent-type, pressure-sensitive adhesive or another form of glue with similar strength. The adhesive must adhere immediately and firmly to various paper-type surfaces (e.g., kraft, sulfite, bond, spun-bonded olefin, and other manufactured materials). The adhesive must be such that any attempt to remove the label must destroy either the label or part of the paper surface to which it is adhered.

A privately printed PS Form 3816 that is printed directly onto the mailpiece does not need a pressure-sensitive adhesive or any other form of glue.

8.6.4 Collect on Delivery (COD) Hold For Pickup Label

A single-ply COD Hold For Pickup label may be used only when both Collect on Delivery and Hold For Pickup are desired for the same mailpiece. There is no change to the COD service itself, and COD street delivery is still available to customers using a PS Form 3816, *COD Label and Mailing Receipt*, (or a USPS-approved privately printed version) and who meet the applicable standards. However, street delivery is not available using the single-ply COD Hold For Pickup label. Additional information for this service must be included on the COD Hold For Pickup label and in the associated files provided in this section.

Collect on Delivery (COD) Hold For Pickup is available as COD Hold For Pickup, or in conjunction with Restricted Delivery: COD Hold For Pickup Restricted Delivery. It is available for the following classes of mail:

- Priority Mail Express®
- Priority Mail®
- USPS Ground Advantage (formerly First-Class Package Service® - Commercial (Commercial Only))
- USPS Ground Advantage – Retail (formerly First-Class Package Service® - Retail (Retail Only))
- Bound Printed Matter Parcels (Commercial Only)
- Parcel Select Ground® (Commercial Only)
- USPS Retail Ground (Retail Only) (retired 7/9/2023)
- Media Mail (Retail Only)
- Library Mail (Retail Only)

1. Labeling and Data Reporting Requirements

The current multi-ply PS Form 3816 should not be used for COD Hold For Pickup. Instead, the PS Form 3816 is replaced by required elements on the standard Hold For Pickup label and in the Shipping Services File (SSF). Please note that version 1.7 or higher of the SSF is required.

The following fields are required in the SSF:

- Recipient's Name (D1| Recipient Name).
- Amount of total postage paid (D1| Postage Paid). COD fee amount (D1| Extra Service Fee nth Service).
- COD amount to be collected (D1| COD Amount Due Sender).
- Sender's Return Address (D1| Return Address, Return Address City, Return Address State, and Return Address ZIP Code).
- Sender's Name (D2| Sender Name).

Product Specific Information

Recipient's e-mail (preferred) or SMS/Text address in email format (D2| Recipient E-mail Address or D2| Recipient SMS Number). Please note that effective 4/22/2023 the required format for a SMS number in the SSF no longer includes the carrier URL (e.g. 6035550323@wirelesscarrier.com).

- **The following elements are required on the COD Hold For Pickup Label:**
 - The return address is required and must be the address to which non-EFT payments are remitted.
 - The Hold For Pickup banner text should be modified to read "COLLECT ON DELIVERY HOLD FOR PICKUP" (in white letters on a black background).
 - A new line: "Collect \$xxx from recipient before delivery" should be added below the Hold For Pickup banner indicating the COD amount to be collected from the recipient (where xxx represents the dollar amount to be collected).
 - Optionally, non-EFT senders with an active USPS Corporate Account who wish to receive payment via Priority Mail Express may include a new line: "Remit payment by PME using USPSCA # xxxxx" below the collect line (where xxxxx represents the sender's USPSCA account number).

For more information on formatting a shipping label, please also reference the USPS Parcel Labeling Guide located at <https://postalpro.usps.com/parcellabelingguide>.

E	PRIORITY MAIL EXPRESS U.S. POSTAGE PAID PERMIT NO. CITY, STATE
USPS PRIORITY MAIL EXPRESS®	
FAST AND EFFICIENT SUPPLY CO. 10474 COMMERCE BLVD DUPLEX B SILVER SPRING MD 20910-9999	Scheduled Delivery Date: 09/19/16 Ship Date: 09/20/16 Weight: 2 lb. 0 oz.
COLLECT ON DELIVERY HOLD FOR PICKUP	
Collect \$100 from recipient before delivery. Remit payment by PME using USPSCA 12345.	
HOLD FOR: RONALD RECEIVER C/O MERRIFIELD POST OFFICE 8409 LEE HIGHWAY MERRIFIELD VA 22116-9998	
USPS COD SIGNATURE TRACKING #	
	
9272 0912 3456 7800 1626 48	

Figure 1: Label with PME remittance & shipment details



Figure 2: Label without PME remittance

2 Selecting a Hold For Pickup Location

Most USPS retail locations will serve as a Hold For Pickup location. Hold For Pickup locations for any specific ZIP Code can be determined using:

- USPS Web Tools Hold For Pickup Facility API
- USPS Automated Transit Files (ATF)

For more information on integration with the API or ATF contact the USPS Product Innovation - Vendor Team at tech@usps.gov.

3 Service Type Code Changes

Appendix A provides a list of Service Type Codes (STC) which can be used to support COD Hold For Pickup and COD Hold For Pickup Restricted Delivery. In many cases, a unique STC has been created for COD Hold For Pickup. However, if a supported mail class / extra service combination is not explicitly defined, the Hold For Pickup Extra Service Code (ESC 985) can be added to an existing STC.

For mail insured for more than \$500, the USPS maintains a delivery record (which includes the recipient's signature) for a specified period of time. The service includes an electronic copy of the recipient's signature. Insured mailpieces are dispatched and handled in transit as ordinary mail. In addition, the mail must bear the complete names and addresses of both the sender and the addressee. The Postal Service strongly recommends the recipient's name and contact information (email and/or phone number) is included in the Shipping Services file.

8.7 Registered Mail — Label 200

8.7.1 General Information

Registered Mail service is the most secure service that the Postal Service offers. It utilizes a system of receipts to monitor the movement of the mail from the point of acceptance to the point of delivery. See DMM section 503.2.0 for detailed information.

Registered Mail must be entered at a Post Office, station or branch (including any contractor-operated unit). A postmaster may require that an article of unusually high value be presented only at the main office or at designated stations or branches. Regardless of any insurance that may cover the article; the mailer must always declare its full value to the USPS when presenting it for registration and mailing. The mailer must tell the USPS Retail Associate (or enter on the Firm Sheet if a firm mailer) the full value of mail matter presented for registration.

Domestic claims for loss or damage for Registered Mail may be filed online at www.usps.com/domestic-claims.

8.7.2 Barcoded Label

A Registered Mail item must bear a barcoded red Label 200, Registered Mail using the IMpb format. Additionally, customers may use a non-barcoded red Label 200-N when a mailer-generated shipping label bearing an IMpb, is also affixed on the same mailpiece, as shown below. See the Parcel Labeling Guide on PostalPro for creating mailer-generated barcoded shipping labels. Human-readable numbers corresponding to the barcode must appear below it, arranged in groups of four digits.

Exhibit 8.9.2a, Label 200



Exhibit 8.9.b, Label 200-N



8.7.3 Private Printing Instructions

8.7.3.1 Authorization

A mail owner must receive authorization from the Postal Service to use a privately printed Label 200 for domestic mail only. The privately printed label must be nearly identical in design and color to the Postal Service label. The barcode and human-readable numbers must meet the Postal Service specifications in Chapter 4, Barcode Requirements. Samples must be submitted to the National Customer Support Center, as the address shown below:

**ATTN: CONFIRMATION SERVICES
SUPPORT NATIONAL CUSTOMER
SUPPORT CENTER
UNITED STATES POSTAL SERVICE
225 N HUMPHREYS BLVD STE 501
MEMPHIS TN 38188-1001**

8.7.3.2 Dimensions

A Registered Mail barcoded label must have a length of 3 inches to 3-1/2 inches and a height of 1-3/4 inches to 2-11/32 inches.

8.7.3.3 Stock

Label 200 must be printed on one of the following stocks:

- a. White OCR bond, 20-pound basis weight (17 inches x 22 inches, 500 sheets), equal to Joint Committee on Printing (JCP) Code O-25, with no more than a trace of fluorescence in the paper.
- b. Smudge proof Litho Label, 50-pound basis weight (17 inches x 22 inches, 500 sheets), with general-purpose, permanent-type, pressure-sensitive adhesive coating on the back.

8.7.3.4 Printing

Label 200 must be printed in reverse in a match of PANTONE® Matching System (PMS) 185 (red). Ink must be unreadable (“blind”) to the scanning wands used with Postal Service automated recordkeeping systems for accountable mail and have a print contrast signal of less than 10 percent as measured by a Postal Service envelope reflectance meter. Numbers must be printed in non-reflective black ink. Black ink must have a minimum print contrast signal of 50 percent.

8.7.3.5 Label Adhesive

A privately printed Label 200 that will be affixed to a mailpiece must use a permanent adhesive to securely affix the label to the mailpiece. The label must be easy to affix but able to withstand normal handling by the Postal Service. It must be coated on the back (within 1/16 inch of the outside edges of the piece) with a permanent-type, pressure-sensitive adhesive or another form of glue with similar strength. The adhesive must adhere immediately and firmly to various paper-type surfaces (e.g., kraft, sulfite, bond, spun-bonded olefin, and other manufactured materials). The adhesive must be such that any attempt to remove the label must destroy either the label or part of the paper surface to which it is adhered.

A privately printed Label 200 that is printed directly onto the mailpiece does not need a pressure-sensitive adhesive or any other form of glue.

8.8 Return Receipt — PS Form 3811

8.8.1 General Information

Return receipt service is available for purchase at the time of mailing and provides a mailer with evidence of delivery (to whom the mail was delivered and date of delivery), along with information about the recipient's actual delivery address. See DMM section 503.6.0 for detailed information.

Return receipt service requires use of one of the following classes or domestic services:

- a. Certified Mail
- b. Certified Mail Restricted Delivery
- c. Certified Mail Adult Signature Required
- d. Certified Mail Adult Signature Restricted Delivery
- e. Collect on Delivery (COD)
- f. COD Restricted Delivery
- g. Priority Mail Express (hardcopy PS Form 3811 only)
- h. Insurance (if insured for more than \$500 and hardcopy PS Form 3811 only)
- i. Insurance Restricted Delivery (hardcopy PS Form 3811 only)
- j. Registered Mail
- k. Registered Mail Restricted Delivery
- l. Signature Confirmation (hardcopy PS Form 3811 only)
- m. Signature Confirmation Restricted Delivery (hardcopy PS Form 3811 only)
- n. Adult Signature Required (hardcopy PS Form 3811 only)

Product Specific Information


- o. Adult Signature Restricted Delivery (hardcopy PS Form 3811 only)
- p. Priority Mail Express (hardcopy PS Form 3811 only)


8.8.2 Form

To obtain a hardcopy return receipt by mail, the associated mailpiece must bear a green barcoded PS Form 3811, Domestic Return Receipt, as shown below using the IMpb format. A mailer must complete the mailer’s entries on the form (front and back), including the article identification number; attach the form; and place the completed form on the article. The name and address of the person or organization to which the return receipt is to be returned must be that of the mailer or the mailer’s agent. The mailpiece must bear the return address of either the mailer or mailer’s agent.

Return Receipts must use Service Type Code (STC) 909 in the barcode. The Return Receipt barcode must be linked in the SSF to the companion/host mailpiece. Link the barcode by placing the Return Receipt IMpb in the Original Tracking Number field in the detail 1 record of the SSF. Populate the Overlabel Indicator field with the value “02.” SSF version 1.7/2.0 is required for Return Receipt.

Exhibit 19: PS Form 3811 – Domestic Return Receipt (sample of privately printed form)

SENDER: COMPLETE THIS SECTION	COMPLETE THIS SECTION ON DELIVERY																
<ul style="list-style-type: none"> ■ Complete items 1, 2, and 3. ■ Print your name and address on the reverse so that we can return the card to you. ■ Attach this card to the back of the mailpiece, or on the front if space permits. 	<p>A. Signature <input type="checkbox"/> Agent <input type="checkbox"/> Addressee</p> <p>X</p>																
<p>1. Article Addressed to:</p> <p style="text-align: center; font-size: 2em; font-weight: bold; color: #ccc;">SAMPLE</p>  <p>9590 9401 0000 5191 0000 12</p>	<p>B. Received by (Printed Name) C. Date of Delivery</p> <p>D. Is delivery address different from item 1? <input type="checkbox"/> Yes If YES, enter delivery address below: <input type="checkbox"/> No</p>																
<p>2. Article Number (Transfer from service label)</p>	<p>3. Service Type</p> <table style="width: 100%; border: none;"> <tr> <td><input type="checkbox"/> Adult Signature</td> <td><input type="checkbox"/> Priority Mail Express®</td> </tr> <tr> <td><input type="checkbox"/> Adult Signature Restricted Delivery</td> <td><input type="checkbox"/> Registered Mail™</td> </tr> <tr> <td><input type="checkbox"/> Certified Mail®</td> <td><input type="checkbox"/> Registered Mail Restricted Delivery</td> </tr> <tr> <td><input type="checkbox"/> Certified Mail Restricted Delivery</td> <td><input type="checkbox"/> Return Receipt for Merchandise</td> </tr> <tr> <td><input type="checkbox"/> Collect on Delivery</td> <td><input type="checkbox"/> Signature Confirmation™</td> </tr> <tr> <td><input type="checkbox"/> Collect on Delivery Restricted Delivery</td> <td><input type="checkbox"/> Signature Confirmation Restricted Delivery</td> </tr> <tr> <td><input type="checkbox"/> Insured Mail</td> <td></td> </tr> <tr> <td><input type="checkbox"/> Insured Mail Restricted Delivery (over \$500)</td> <td></td> </tr> </table>	<input type="checkbox"/> Adult Signature	<input type="checkbox"/> Priority Mail Express®	<input type="checkbox"/> Adult Signature Restricted Delivery	<input type="checkbox"/> Registered Mail™	<input type="checkbox"/> Certified Mail®	<input type="checkbox"/> Registered Mail Restricted Delivery	<input type="checkbox"/> Certified Mail Restricted Delivery	<input type="checkbox"/> Return Receipt for Merchandise	<input type="checkbox"/> Collect on Delivery	<input type="checkbox"/> Signature Confirmation™	<input type="checkbox"/> Collect on Delivery Restricted Delivery	<input type="checkbox"/> Signature Confirmation Restricted Delivery	<input type="checkbox"/> Insured Mail		<input type="checkbox"/> Insured Mail Restricted Delivery (over \$500)	
<input type="checkbox"/> Adult Signature	<input type="checkbox"/> Priority Mail Express®																
<input type="checkbox"/> Adult Signature Restricted Delivery	<input type="checkbox"/> Registered Mail™																
<input type="checkbox"/> Certified Mail®	<input type="checkbox"/> Registered Mail Restricted Delivery																
<input type="checkbox"/> Certified Mail Restricted Delivery	<input type="checkbox"/> Return Receipt for Merchandise																
<input type="checkbox"/> Collect on Delivery	<input type="checkbox"/> Signature Confirmation™																
<input type="checkbox"/> Collect on Delivery Restricted Delivery	<input type="checkbox"/> Signature Confirmation Restricted Delivery																
<input type="checkbox"/> Insured Mail																	
<input type="checkbox"/> Insured Mail Restricted Delivery (over \$500)																	
PS Form 3811, July 2015 PSN 7530-02-000-9053	Domestic Return Receipt																



8.8.3 Private Printing Instructions

8.8.3.1 Authorization

A mail owner must receive authorization from the Postal Service to use a privately printed green barcoded PS Form 3811. The privately printed form must be nearly identical in design and color to the Postal Service form. A minimum of 10 privately printed preproduction samples must be submitted to the National Customer Support Center for review and approval, at the address shown below:

**ATTN: CONFIRMATION SERVICES
SUPPORT NATIONAL CUSTOMER
SUPPORT CENTER UNITED STATES
POSTAL SERVICE
225 N HUMPHREYS BLVD STE 501
MEMPHIS TN 38188-1001**

8.8.3.2 Dimensions

- a. A return receipt must have an overall length of 7 inches to 7-1/8 inches and an overall height of 3-1/2 inches to 3-2/3 inches.
- b. The detachable portion must have a length of 5 inches to 5-1/2 inches and a height of 3-1/2 inches to 3-2/3 inches. Any form less than 5 inches in length or 3-1/2 inches high is non-mailable.
- c. A privately printed PS Form 3811 must use a permanent adhesive to affix the form securely to the mailpiece so that the signature side is visible when affixed. The form must be easy to affix but able to withstand normal handling by the Postal Service.
- d. PS Form 3811 must be perforated along the entire height, 3/4 inch from the left and right edges. The areas between the perforations and the outside edges must be coated with a 5/8-inch-wide solid strip of permanent pressure-sensitive adhesive suitable for adhering to paper, wood, metal, unprinted and unprinted spun-bonded olefin, and corrugated fiberboard products.

Product Specific Information

- e. The Return Receipt barcode section is located 2-1/8 inches from the top of the form in the left column. The barcode section including the human-readable representation barcode is 3/8" high. The barcode must fit in this section.
- f. On the reverse (Sender's address side) of the Return Receipt form, there is a barcode section that is located in the upper left corner. The section is 7/8 inches tall by 2-1/2 inches wide. The barcode must fit in this area.

8.8.3.3 Stock

PS Form 3811 must be printed on stock that complies with the following specifications:

- a. Thickness: The stock must have a minimum thickness of 0.007 inch and a maximum thickness of 0.016 inch.
- b. Weight: The stock must be 89-pound U.S. postal card stock, 90-pound index, 100-pound tag, or similar quality stocks. Bristol or high-bulk stock is unacceptable. Another stock might be acceptable if it passes testing for machinability in Postal Service automation equipment.
- c. Color: The color of the stock must meet one of the following requirements:
 7. The color of the stock must be a close match of PANTONE® Matching System (PMS) 9561 (green). In lieu of matching PMS 9561, the green background reflectance values, as measured by a Postal Service envelope reflectance meter, must be a minimum of 60 percent in the red portions and 64 percent in the green portions of the optical spectrum.
 8. The mail owner or printer may use white stock with a surface tint of PMS 9561 (green). If this option is used, the address block area may remain white. However, the green ink must remain uniform on the rest of the form, and the background reflectance values, as measured by a Postal Service envelope reflectance meter, must be a minimum of 60 percent in the red portions and 64 percent in the green portions of the optical spectrum.
 9. Bar Code printed in black ink. The Return Receipt contains a **non-concatenated** Intelligent Mail package (IMpb). The barcode construct must designate no routing information.

8.8.3.4 Printing

PS Form 3811 must be printed using black ink on both sides, head-to-head. Facing Identification Mark (FIM) bars on the face must be within 1/16 inch from the top edge and 2-1/8 inches from the right-side perforation. If the address is preprinted on the face of the form, it must include a complete delivery address, including the ZIP+4, and a correct delivery point barcode. As required by DMM 708.9.0, if the address and delivery point barcode are preprinted, FIM C must be used on the face of PS Form 3811, and if the address and barcode are not preprinted, FIM B must be used on the face of PS Form 3811.

8.8.3.5 Adhesive and Perforation

A privately printed PS Form 3811 must use a permanent adhesive to affix the form securely to the mailpiece. The form must be easy to affix but able to withstand normal handling by the Postal Service.

PS Form 3811 must be perforated along the entire height, 3/4 inch from the left and right edges. The areas between the perforations and the outside edges must be coated with a 5/8-inch-wide solid strip of permanent pressure-sensitive adhesive suitable for adhering to paper, wood, metal, unprinted and unprinted spun-bonded olefin, and corrugated fiberboard products.

8.9 Return Receipt for Merchandise — PS Form 3804

8.9.1 General Information

Return receipt for merchandise was retired in July 2020.

8.10 Signature Confirmation— PS Form 153

8.10.1 General Information

Signature Confirmation service provides the mailer with information about the date and time an article was delivered and, if delivery was attempted but not successful, the date and time of the delivery attempt. A delivery record, including the recipient's signature, is maintained by the USPS and is available, via email, upon request. No acceptance record is kept at the office of mailing. Signature Confirmation service is available only at the time of mailing. Signature Confirmation service does not include insurance, but insurance may be purchased as an additional service. Some statutes and regulations governing the mailing of documents with legal significance may require the use of Certified Mail or Registered Mail rather than Signature Confirmation. Signature Confirmation Restricted Delivery permits a mailer to direct delivery only to the recipient or recipient's authorized agent. The recipient must be an individual specified by name. See DMM section 503.8.0 for detailed information.

Electronic Signature Online™ (eSOL) service allows customers to use a previously provided electronic signature to allow delivery of items for which the sender chose Priority Mail Express®, Signature Confirmation™, or Insurance over \$500. These services until now have required a signature at the time of delivery. With eSOL, the Informed Delivery account holder for the delivery address can opt to use the previously provided electronic signature, using their Informed Delivery® Packages Dashboard. By default, certain packages are automatically opted in and eligible for eSOL. Mailers requiring a physical signature, at the time of delivery, rather than accepting a previously provided electronic signature, can opt out of Electronic Signature Online (eSOL). To opt out, mailers must populate a value code of '3' in the Waiver of Signature/Carrier Release/Merchant Override/Customer Delivery Preference field (see Section 8.15.2) in the Shipping Services File.

8.10.2 Barcoded Labels


A Signature Confirmation item must bear a barcoded fuchsia PS Form 153, Signature Confirmation Receipt. Human-readable numbers corresponding to the barcode must appear below it, arranged in groups of four digits.

8.10.2.1 Types of Labels

Mailers must use one of the label options shown below:

Exhibit 20: PS Form 153

United States Postal Service®
SIGNATURE CONFIRMATION™



SIGNATURE CONFIRMATION NUMBER:
0300 1290 0008 1060 5520

U.S. Postal Service® Signature Confirmation™ Receipt

Postage and Signature Confirmation fees must be paid before mailing.

Article Sent To: (To be completed by mailer)

(Please Print Clearly) **SAMPLE**

Postmark
Here

Check if applicable

Restricted Delivery

PS Form 153, January 2016 PSN 7530-05-000-4046 See Reverse for Instructions

SAMPLE

Instructions for Signature Confirmation Service


This service:

- Provides date and time of delivery and/or attempted delivery upon inquiry.
- Provides copy of recipient signature via email upon request.
- Is available only with Priority Mail®, First-Class Mail® parcels, First-Class Package Service®, USPS Retail Ground™, and Package Services (Bound Printed Matter, Media Mail®, and Library Mail).
- Provides Signature Confirmation Restricted Delivery to a specific person for an additional fee. When used, endorse mailpiece "Restricted Delivery" above the delivery address and to the right of the return address, or see a retail associate for assistance.


A parcel is a box OR an item that is more than 3/4" thick at its thickest point. The face must be large enough for return and delivery addresses, special service label, markings or endorsements, and postage. No insurance coverage is provided. If indemnity coverage is desired, consider insurance, Registered Mail™, or another extra service that provides coverage. Contact your local postmaster for information concerning available options and limitations on coverage.

POSTAL CUSTOMER: Keep this receipt. For inquiries, access internet web site at www.usps.com® or call 1-800-222-1811.

HOW TO USE:



1. COMPLETE IN INK OR BALL POINT PEN.



2. ATTACH LABEL TO THE LEFT OF DELIVERY ADDRESS.

PS Form 153, January 2016 (Reverse) PSN 7530-05-000-4046

8.10.3 Private Printing Instructions

8.10.3.1 Authorization

A mail owner must receive authorization from the Postal Service to use a privately printed PS Form 153. The privately printed form must be nearly identical in design and color to the Postal Service form. The barcode and human-readable numbers must meet the Postal Service specifications. Label 315 is available to electronic option mailers. Labels must include an IMpb. Customers who print their own barcoded labels can receive delivery status information, which includes the date and time of delivery in bulk.

Samples must be submitted to the National Customer Support Center for review and approval, at the address shown below:

**ATTN: CONFIRMATION SERVICES SUPPORT
NATIONAL CUSTOMER SUPPORT CENTER
UNITED STATES POSTAL SERVICE
225 N HUMPHREYS BLVD STE 501
MEMPHIS TN 38188-1001**

8.10.3.2 Label Adhesive

A privately printed PS Form 153 and Label 315 that will be affixed to a mailpiece must use a permanent adhesive or have another form of glue to securely affix the detachable barcoded label portion of the form to the mailpiece. The label must be easy to affix but able to withstand normal handling by the Postal Service. It must be coated on the back (within 1/16 inch of the outside edges of the piece) with a permanent-type, pressure-sensitive adhesive or another form of glue with similar strength. The adhesive must adhere immediately and firmly to various paper-type surfaces (e.g., kraft, sulfite, bond, spun-bonded olefin, and other manufactured materials). The adhesive must be such that any attempt to remove the label must destroy either the label or part of the paper surface to which it is adhered.

A privately printed PS Form 153 or Label 315 that is printed directly onto the mailpiece does not need a pressure-sensitive adhesive or any other form of glue.

8.11 Open and Distribute

8.11.1 Priority Mail Open and Distribute (PMOD) Service

Priority Mail Open and Distribute (PMOD) allows mailers to expedite the transportation of other classes of mail to delivery units and mail processing facilities using Priority Mail. Customers place mailpieces into an approved USPS Priority Mail container (sack, tray, or tub), affix a PMOD address label barcode that includes Service Type Code (STC) 123 to the container, and present the container at a Business Mail Entry Unit (BMEU) or authorized acceptance location.

The contents of the PMOD container may include any class of mail except Priority Mail Express. Postage is paid based on the weight of the contents of the PMOD container. At the destination facility, the barcode is scanned and the enclosed mail is processed according to mail class. Dimensional weight does not apply to PMOD.

8.11.1.1 PMOD requirements

1. Each container must have the following:

Product Specific Information

- a. An IMpb with STC 123 on the address label, with human-readable text above the barcode of “USPS Scan On Arrival”
 - b. A green Tag 161 going to mail processing facilities (NDC, SCF, ADC, or ASF)
 - c. A pink Tag 190 or Label 190-S (for flat-rate boxes or envelopes) for destination delivery units (DDUs) or an Open and Distribute tray box
2. The mailer sends a Shipping Services File for the PMOD container. Mailers are not required to send files when labels are generated by the US Postal Service’s Click-N-Ship for Business or the Web Tools API.
 3. The mailer presents the container to the BMEU or authorized USPS facility with a completed PS Form 3152, Confirmation Services Certificate. If the mailing within the container is paid by permit imprint, the mailers must present the entire mailing to the BMEU where the permit is held.
 4. After contents and postage of each PMOD container are verified, the barcode on PS Form 3152 will be scanned as accepted by the BMEU or authorized acceptance location.
 5. PMOD labels that are addressed to:
 - an SCF, ASF, or ADC must reflect :
 - For the SCF address label, use SCF followed by the facility name, state, and National Air and Surface System (NASS) Code found in the Drop Entry Point View File available at the USPS FAST Web site: fast.usps.com. (Click on Reports>Mail Direction Search>Drop Entry Point View.)
 - For the ASF address label, use ASF followed by the facility name, state, and NASS Code found in the Drop Entry Point View File under NDC available at the USPS FAST Web site: fast.usps.com. (Click on Reports>Mail Direction Search>Drop Entry Point View.)
 - For the ADC address label, use ADC followed by the facility name, state, and NASS Code found in the Drop Entry Point View File available at the USPS FAST Web site: fast.usps.com. (Click on Reports>Mail Direction Search>Drop Entry Point View.)
 - NDC
 - For the NDC address label, use NDC followed by the facility name, state, and NASS Code found in the Drop Entry Point View File available at the USPS FAST Web site: fast.usps.com. (Click on Reports>Mail Direction Search>Drop Entry Point View.)
 - DDU
 - A DDU must reflect the complete address, including the ZIP+4 Code.
 - The Destination Delivery Units (DDU) addressing standards will remain the same (i.e., use the name of the DDU on the top line; the street address of the facility on the next line; and city, state, and ZIP+4® code on the last line of the address block).
6. Must be certified for IMpb and use Shipping Services File Version v 1.6 or higher file format with Electronic File Type ‘1’ (Tracking & Postage), or ‘2’ (Tracking Only).
 7. Must use an Open and Distribute Contents indicator in the D1 Record as follows:
 - EF=Flats/Electronic Payment
 - PF=Flats/Non-Electronic Payment
 - EL=Letters/Electronic Payment
 - PL=Letters/ Non-Electronic Payment
 - EP= Parcels/Electronic Payment
 - PP=Parcels/ Non-Electronic Payment
 8. Must include the Destination Facility Type Code in the D1 Record as follows:
 - A = Distribution Area Distribution Center (DADC)
 - B = Destination Network Distribution Center (DNDC)
 - D = Destination Delivery Unit (DDU)
 - F = Destination Auxiliary Service Facility (ASF)
 - S = Destination Sectional Center Facility (DSCF)
 9. Must validate the ZIP Code used in the Electronic File D1 Record using the Facility Access and Shipment Tracking (FAST) System, which is available at the Postal Service Web site at <https://fast.usps.com>.

PMOD service provides the date, time, city, state, and ZIP Code of the location where the container was received. Mailers should see a scan event, “Received at Opening Unit,” for their PMOD containers.

8.11.1.2 Priority Mail Open and Distribute (PMOD) - File Specification Information

Version 1.6, 1.7/2.0 Header Record Required Fields

Record Position	Field Name	Content Rules and Limitations
003-003	Electronic File Type	Electronic File Type: '1' – Tracking & Postage '2' – Tracking Only

Version 1.6, 1.7/2.0 Detail Record 1 Required Fields

Record Position	Field Name	Content Rules and Limitations
039-042	Service Type Code	Service Type Code = '123'
052-055	Destination ZIP+4 Code	If the Destination Facility Type = “D” (DDU) then required. If not available, spaces
056-056	Destination Facility Type	Destination Facility Type: 'A' – ADC 'B' – NDC 'S' – SCF 'D' – DDU 'F' – ASF
093-126	Container ID 1	Required for Open and Distribute only when the contents in the container are also manifested.
127-128	Container Type 1	If a Container ID is populated then this container type field must be populated.
372-372	Processing Category	For Open and Distribute the processing category “O” is required.
373-374	Rate Indicator	For PMOD the rate indicator “SP” is required.
375-375	Destination Rate Indicator	Only Required for eVS Customers Destination Rate Indicator: 'A' – Destination Area Destination Center (ADC) 'B' – Destination NDC 'D' – Destination Delivery Unit (DDU/RDU) 'F' – Destination Auxiliary Service Facility (ASF) 'I' – International Service Office 'S' – Destination SCF 'N' – None
501-502	Open and Distribute Indicator	Open and Distribute Indicator: 'EF' - Flats/Electronic Payment 'PF' - Flats/Non-Electronic Payment 'EL' - Letters/Electronic Payment 'PL' - Letters/Non-Electronic Payment 'EP' - Parcels/Electronic Payment 'PP' - Parcels/Non-Electronic Payment

8.11.1.3 Priority Mail Open and Distribute Label Examples


Depicted below are examples of the Confirmation Services Priority Mail Open and Distribute and the Confirmation


Product Specific Information

Services Priority Mail Open and Distribute eVS labels with the various addressing requirements.

Exhibit 21: Priority Mail Open and Distribute and Open and Distribute eVS Labels

NOTE: The barcode labels depicted here are for **illustration** purposes only.

P	PRIORITY MAIL U.S. POSTAGE PAID COMPANY NAME eVS	OPEN AND DISTRIBUTE AT: DDU - BEVERLY HILLS CARRIER ANNEX 820 N SAN VICENTE BLVD WEST HOLLYWOOD CA 90069-8998
USPS PRIORITY MAIL ®		OPEN AND DISTRIBUTE AT: ADC PHILADELPHIA PA 190
ABC COMPANY 111 UNIVERSAL WAY EAST WINDSOR CT 06068		OPEN AND DISTRIBUTE AT: ASF SALT LAKE CITY UT 840AN
OPEN AND DISTRIBUTE AT: NDC WASHINGTON NDC DC 20Z		OPEN AND DISTRIBUTE AT: SCF ROYAL PALM FL 330PM
MAIL CLASS ENCLOSED: STANDARD MAIL PARCELS		OPEN AND DISTRIBUTE AT: NDC DENVER NDC CO 80Z
USPS TRACKING # eVS		
		
9212 3912 3456 7803 0249 04		

P	PRIORITY MAIL U.S. POSTAGE PAID PERMIT NO. CITY, STATE	
PRIORITY MAIL 1-DAY™		
ABC COMPANY 111 UNIVERSAL WAY EAST WINDSOR CT 06068		
OPEN AND DISTRIBUTE AT: NDC WASHINGTON NDC DC 20Z		
MAIL CLASS ENCLOSED: STANDARD MAIL PARCELS		
USPS TRACKING #		
		
9212 3912 3456 7803 0249 04		

8.11.2 Priority Mail Express Open and Distribute (PMEOD) Service

Priority Mail Express Open and Distribute (PMEOD) allows mailers to expedite the transportation of other classes of mail to delivery units and mail processing facilities using Priority Mail Express. Customers place mailpieces into an approved USPS Priority Mail Express container (sack, tray, or tub), affix a PMEOD address label barcode that includes Service Type Code (STC) 723 to the container, and present the container at a Business Mail Entry Unit (BMEU) or authorized acceptance location before the critical acceptance time (CAT) for Priority Mail Express.

The contents of the PMEOD container may include any class of mail except Priority Mail Express. Postage is paid based on the weight of the contents of the PMEOD container. At the destination facility, the barcode is scanned and the enclosed mail is processed according to mail class. Dimensional weight does not apply to PMEOD.

8.11.2.1 PMEOD Requirements:

- Each container must have the following:
 - An IMpb with STC 723 on the address label, with human-readable text above the barcode of "USPS Scan On Arrival"
 - A yellow Tag 267 going to mail processing facilities (NDC, SCF, ADC, or ASF)
 - A blue Tag 257 or Label 257-S (for flat-rate boxes or envelopes) for destination delivery units (DDUs) or an Open and Distribute tray box
- The mailer sends a Shipping Services File for the PMEOD container. Mailers are not required to send files when labels are generated by the US Postal Service's Click-N-Ship for Business or the Web Tools API.

Product Specific Information

3. The mailer presents the container to the BMEU or authorized USPS facility with a completed PS Form 3152, Confirmation Services Certificate. If the mailing within the container is paid by permit imprint, the mailers must present the entire mailing to the BMEU where the permit is held.
4. After contents and postage of each PMEOD container are verified, the barcode on PS Form 3152 will be scanned as accepted by the BMEU or authorized acceptance location.
5. PMEOD labels addressed to:
 - an SCF, ASF, or ADC must reflect:
 - For the SCF address label, use SCF followed by the facility name, state, and National Air and Surface System (NASS) Code found in the Drop Entry Point View File available at the USPS FAST Web site: fast.usps.com. (Click on Reports>Mail Direction Search>Drop Entry Point View.)
 - For the ASF address label, use ASF followed by the facility name, state, and NASS Code found in the Drop Entry Point View File under NDC available at the USPS FAST Web site: fast.usps.com. (Click on Reports>Mail Direction Search>Drop Entry Point View.)
 - For the ADC address label, use ADC followed by the facility name, state, and NASS Code found in the Drop Entry Point View File available at the USPS FAST Web site: fast.usps.com. (Click on Reports>Mail Direction Search>Drop Entry Point View.)
 - NDC
 - For the NDC address label, use NDC followed by the facility name, state, and NASS Code found in the Drop Entry Point View File available at the USPS FAST Web site: fast.usps.com. (Click on Reports>Mail Direction Search>Drop Entry Point View.)
 - DDU
 - A DDU must reflect the complete address, including the ZIP+4 Code.
 - The Destination Delivery Units (DDU) addressing standards will remain the same (i.e., use the name of the DDU on the top line; the street address of the facility on the next line; and city, state, and ZIP+4® code on the last line of the address block).
6. Must be certified for IMpb and use Shipping Services File Version v 1.6 or higher file format with Electronic File Type '1' (Tracking & Postage), or '2' (Tracking Only).
7. Must use an Open and Distribute Contents indicator in the D1 Record as follows:
 - EF=Flats/Electronic Payment
 - PF=Flats/Non-Electronic Payment
 - EL=Letters/Electronic Payment
 - PL=Letters/ Non-Electronic Payment
 - EP= Parcels/Electronic Payment
 - PP=Parcels/ Non-Electronic Payment
8. Must include the Destination Facility Type Code in the Detail 1 Record that represents the destination location:
 - A = Distribution Area Distribution Center (DADC)
 - B = Destination Network Distribution Center (DNDC)
 - D = Destination Delivery Unit (DDU)
 - F = Destination Auxiliary Service Facility (ASF)
 - S = Destination Sectional Center Facility (DSCF)
9. Must use a Delivery Option Indicator to indicate End of Day delivery option:
 - E=Scheduled End of Day
10. Must validate the ZIP Code used in the Shipping Services File Detail 1 Record using the Facility Access and Shipment Tracking (FAST) System, which is available at the Postal Service Web site at <https://fast.usps.com>.

Product Specific Information

PMEOD service provides the date, time, city, state, and ZIP Code of the location where the container was received. Mailers should see a scan event, "Received at Opening Unit," for their PMEOD containers.

8.11.2.2 Priority Mail Express Open and Distribute (PMEOD) - File Specification Information

Version 1.6, 1.7/2.0 Header Record Required Fields

Record Position	Field Name	Content Rules and Limitations
003-003	Electronic File Type	Electronic File Type: '1' – Tracking & Postage '2' – Tracking

Version 1.6, 1.7/2.0 Detail Record 1 Required Fields

Record Position	Field Name	Content Rules and Limitations
039-042	Service Type Code	Service Type Code = '723'
052-055	Destination ZIP+4 Code	If the Destination Facility Type = "D" (DDU) then required.
056-056	Destination Facility Type	Destination Facility Type: 'A' – ADC 'B' – NDC 'S' – SCF 'D' – DDU 'F' - ASF
093-126	Container ID 1	Required for Open and Distribute only when the contents in the container are also manifested.
127-128	Container Type 1	If a Container ID is provided then this container type field must be populated.
372-372	Processing Category	For Open and Distribute the processing category "O" is required.
373-374	Rate Indicator	For PMEOD the rate indicator "PA" is required.
375-375	Destination Rate Indicator	Only Required for eVS Customers Destination Rate Indicator: 'A' – Destination Area Destination Center (ADC) 'B' – Destination NDC 'D' – Destination Delivery Unit (DDU/RDU) 'F' – Destination Auxiliary Service Facility (ASF) 'I' – International Service Office 'S' – Destination SCF 'N' - None
501-502	Open and Distribute Indicator	Open and Distribute Indicator: 'EF' - Flats/Electronic Payment 'PF' - Flats/Non-Electronic Payment 'EL' - Letters/Electronic Payment 'PL' - Letters/Non-Electronic Payment 'EP' - Parcels/Electronic Payment 'PP' - Parcels/Non-Electronic Payment
505-505	Delivery Option Indicator	Delivery Option Indicator: 'E' = Scheduled End of Day

8.11.2.3 Priority Mail Express Open and Distribute Label Examples

Depicted below are examples of Confirmation Services Priority Mail Express Open and Distribute labels with the various addressing requirements.

Exhibit 22: Priority Mail Express Open and Distribute and Open and Distribute eVS Labels

NOTE: The barcode labels depicted below are for illustration purposes only.

E	PRIORITY MAIL EXPRESS U.S. POSTAGE PAID COMPANY NAME eVS
USPS PRIORITY MAIL EXPRESS®	
ABC COMPANY 111 UNIVERSAL WAY EAST WINDSOR CT 06068	
OPEN AND DISTRIBUTE AT: NDC WASHINGTON NDC DC 20Z	
MAIL CLASS ENCLOSED: STANDARD MAIL PARCELS	
USPS TRACKING # eVS	
	
9272 3912 3456 7803 0249 04	

OPEN AND DISTRIBUTE AT: DDU - BEVERLY HILLS CARRIER ANNEX 820 N SAN VICENTE BLVD WEST HOLLYWOOD CA 90069-9998
OPEN AND DISTRIBUTE AT: ADC PHILADELPHIA PA 190
OPEN AND DISTRIBUTE AT: ASF SALT LAKE CITY UT 840AN
OPEN AND DISTRIBUTE AT: SCF ROYAL PALM FL 330PM
OPEN AND DISTRIBUTE AT: NDC DENVER NDC CO 80Z

E	PRIORITY MAIL EXPRESS U.S. POSTAGE PAID PERMIT NO. CITY, STATE
USPS PRIORITY MAIL EXPRESS®	
ABC COMPANY 111 UNIVERSAL WAY EAST WINDSOR CT 06068	
OPEN AND DISTRIBUTE AT: NDC WASHINGTON NDC DC 20Z	
MAIL CLASS ENCLOSED: STANDARD MAIL PARCELS	
USPS TRACKING #	
	
9272 3912 3456 7803 0249 04	

8.12 USPS Returns

8.12.1 Description

USPS Returns allows merchants to provide a pre-printed, postage paid return label for their customers to return merchandise. DMM section 505.3.0 has detailed instructions on the unique requirements to participate in USPS Returns.

The key distinct features of the USPS Returns label are:

- The USPS return label is addressed directly to the permit holder's address
- Items are charged an average uniform price based on sampling, usually at the point of origin
- The average uniform price is adjusted monthly
- Postage is collected based on number of pieces receiving a physical scan in PTR

In order to qualify, merchants must meet the following requirements:

- Receive a minimum of 10,000 returns per year. Any combination of eligible classes of mail may be combined to meet this threshold.
- To be eligible for Commercial Plus pricing, the mailer must meet the volume thresholds defined in DMM section 505.3.7.3 or have a Commercial Plus pricing (CPP) returns agreement.
- Must establish a MRS permit and pay applicable account maintenance fees annually.
- Postage must be paid via Enterprise Payment System (EPS) account.
- An Intelligent Mail package barcode (IMpb) must be printed on each shipping label along with the merchant's Mailer Identification (MID).
- Shipping Services File version 1.6 or higher may be required to transmit a manifest to Product Tracking and Reporting System (PTR) if stated in the Negotiated Service Agreement (NSA) or if the permit holder wants to include insurance above the levels offered for free or other allowed extra services.

8.12.2 Barcoded label

The standard sizes for return shipping labels are 4x6, 4x4 and 3x6 inches. The shipping label must include the following:

- A complete destination delivery address
- A service banner which indicates the requested service based on the STC list (Appendix I)
- The carrier route number is suggested. The Address Management System (AMS) Carrier Route product provides mailers the reference information needed to apply carrier route codes to addresses. For more information, prices and order form, go to: <http://postalpro.usps.com/node/633>
- Additionally, if insurance above the amount included in the class of mail or other extra services are requested, a Shipping Services File must be transmitted.



Exhibit 23: USPS Returns (Scan Based Payment) Label

8.12.3 Private Printing Instructions

8.12.3.1 Authorization

A SBP Returns permit holder must receive authorization from the Postal Service to privately print SBP Returns labels. The privately printed SBP Returns labels must be nearly identical in design to the Postal Service format shown above. Note: SBP Returns labels created using a USPS API do not need to submit examples.

The barcode and human-readable numbers must meet the Postal Service specifications in Chapter 4, Barcode Requirements. Samples must be submitted to the National Customer Support Center, as the address shown below:

**ATTN: CONFIRMATION SERVICES SUPPORT
NATIONAL CUSTOMER SUPPORT CENTER
UNITED STATES POSTAL SERVICE
225 N HUMPHREYS BLVD STE 501
MEMPHIS TN 38188-1001**

8.12.4 Instructions

Written instructions must be provided with the label that, at a minimum, directs the customer to do the following:

1. "If your name and address are not already preprinted in the return address area, print them neatly in that area or attach a return address label there."
2. "Attach the label squarely onto the largest side of the mailpiece, centered if possible. Place the label so that it does not fold over to another side. Do not place tape over any barcodes on the label or any part of the label where postage and fee information will be recorded."
3. "Obliterate any other addresses and barcodes on the outside of the parcel."
4. "Mail the labeled parcel at a Post Office, drop it in a collection box, leave it with your letter carrier, or schedule a package pickup at usps.com."

8.13 Cremated Remains

8.13.1 General Information

There are specific requirements for shipping human or animal cremated remains. Customers providing a shipping services file must include the appropriate cremated remains three digit Extra Service Code (Refer to Appendix J, Table 7-1 for the complete list of 3-digit Extra Services Codes) for domestic and international shipments.

8.13.2 Barcoded Cremated Remains Label

An Intelligent Mail package barcode (IMpb) shipping label with the appropriate service type code and the banner text above the barcode (Refer to Appendix I for the complete list of Service Type Codes) must be used for cremated remains domestic shipments.

Exhibit 24: Cremated Remains Labels

Product Specific Information



8.14 Merchant Override USPS Electronic Signature Online (eSOL)

8.14.1 General Information

Electronic Signature Online™ (eSOL) service allows customers to use a previously provided electronic signature to allow delivery of items for which the sender chose Priority Mail Express®, Signature Confirmation™, or Insurance over \$500. These services until now have required a signature at the time of delivery. With eSOL, the Informed Delivery account holder for the delivery address can opt to use the previously provided electronic signature, using their Informed Delivery® Packages Dashboard. By default, certain packages are automatically opted in and eligible for eSOL. Mailers requiring a physical signature, at the time of delivery, rather than accepting a previously provided electronic signature, can opt out of Electronic Signature Online (eSOL). To opt out, mailers must populate a value code of '3' in the Waiver of Signature/Carrier Release/Merchant Override/Customer Delivery Preference field (see Section 8.15.2) in the Shipping Services File.

8.14.2 Shipping Service File Specifications

Mailers requiring a physical signature, at the time of delivery, rather than accepting a previously provided electronic signature, can opt out of Electronic Signature Online (eSOL). To opt out, mailers must populate a value code of '3' in the Waiver of Signature/Carrier Release/Merchant Override/Customer Delivery Preference field in the Shipping Services File.

Product Specific Information

Exhibit 25 : Shipping Services File Version 1.6 Record Position 504

DETAIL RECORD 1 – Shipping Services File Record Version 1.6 Layout						
RATE/PAYMENT INFORMATION						
Record Position	Required Field	Field Name	Format (Size)	Description	Example	Content Rules and Limitations
504 - 504	File Types 1 and 2 (see rules)	Waiver of Signature/Carrier Release/ Merchant Override/ Customer Delivery Preference	Alphanumeric (1)	Merchant Override Electronic Signature Online used to opt-out of eSOL and require a physical signature upon delivery.	3	Merchant Override <ul style="list-style-type: none"> • 3 = Merchant Override Electronic Signature Online (eSOL) • Physical Signature Required • Print 'SIGNATURE REQUIRED' on label when value set to '3' • Null = Default

Exhibit 26: Shipping Services File Version 1.7 Record Position 504

DETAIL RECORD 1 – Shipping Services File Record Version 1.7 Layout						
RATE/PAYMENT INFORMATION						
Record Position	Required Field	Field Name	Format (Size)	Description	Example	Content Rules and Limitations
504- 504	File Types 1 and 2 (see rules)	Waiver of Signature/Carrier Release/ /Merchant Override/Customer Delivery Preference	Alphanumeric(1)	Merchant Override Electronic Signature Online used to opt-out of eSOL and require a physical signature upon delivery.	3	Merchant Override <ul style="list-style-type: none"> • 3=Merchant Override Electronic Signature Online (eSOL) • Physical Signature Required • Print 'SIGNATURE REQUIRED' on label when value set to '3' • Null = Default

Exhibit 27 : Shipping Services File Version 2.0 Record Position 69

DETAIL RECORD 1 - Shipping Services File Record Version 2.0 Layout						
RATE/PAYMENT INFORMATION						
Record Position	Required Field	Field Name	Format (Size)	Description	Example	Content Rules and Limitations
69	File Types 1 and 2 (see rules)	Waiver of Signature/ Carrier Release/ Merchant Override/ Customer Delivery Preference	Alphanumeric(1)	Merchant Override-Electronic Signature Online used to opt-out of eSOL and require a physical signature upon delivery.	3	<p>Merchant Override</p> <ul style="list-style-type: none"> ▪ 3= Merchant Override Electronic Signature Online (eSOL) ▪ Physical Signature Required ▪ Print 'SIGNATURE REQUIRED' on label when value set to '3' ▪ Null = Default

8.15 USPS Tracking Plus™

8.15.1 General Information

USPS Tracking Plus™ service allows customers to retain scan data, or scan and signature data, beyond the Postal Service's standard data retention period, for an additional 6 months up to 10 years for a small fee. Below is the complete list of available products:

Priority Mail Express
Priority Mail
USPS Ground Advantage (formerly First-Class Package Service)
Parcel Select
Library Mail
Media Mail
Bound Printed Matter
First-Class Mail® (Letters and Flats) *
USPS Marketing Mail® Parcels*
USPS Marketing Mail® Nonprofit Parcels*
**with the purchase of a trackable extra service*

Priority Mail Express International
Priority Mail International
First-Class Package International Service (where Electronic USPS Delivery Confirmation® International Service is available)

For Scan and Signature Retention on products other than Priority Mail Express, the customer must have purchased an underlying signature service, such as Signature Confirmation service (see Notice 123—Price List). Customers can request USPS Tracking Plus™ service online at usps.com or in a Shipping Services File.

8.15.2 Shipping Services File Specifications

Mailers interested in purchasing USPS Tracking Plus via a shipping services file should contact us for more information at IMpb@usps.gov.

8.15.3 Prices (per package)

Eligible parcels are subject to the USPS Tracking Plus™ fee (see [Notice 123—Price List](#))

8.16 Hazardous Materials

8.16.1 General Information

[Publication 52](#), *Hazardous, Restricted, and Perishable Mail*, provides important information to help mailers determine what may be mailed and how certain items must be packaged to keep the mail safe. It also provides guidance to Postal Service™ employees accepting this mail. The information in this section is intended to supplement Publication 52 with specific information about the electronic indicators that are to be used with hazardous materials. It is recommended that mailers refer to [Publication 52](#) for information and guidance when mailing potentially hazardous, restricted, or perishable matter prior to preparing electronic data and items for shipment.

To enhance its ability to make knowledgeable decisions regarding the handling and disposition of hazardous materials shipments in its networks the Postal Service is requiring mailers to identify and categorize their hazardous materials shipments using specified electronic indicators. The Postal Service uses these indicators to provide details on the categories, volume and weight of the hazardous materials contained in packages tendered.

The Postal Service has defined unique Service Type Codes (STCs) for hazardous materials outbound shipments via Priority Mail, Priority Mail Express, USPS Ground Advantage (formerly First-Class Package Service) and Parcel Select. The Postal Service has also defined unique STCs to correspond to hazardous materials return services shipments via the Parcel Return Service (PRS), Priority Mail Return, Priority Mail Express Return and USPS Ground Advantage Return (formerly First-Class Package Return) as well as unique STCs to explicitly identify Division 6.2, Infectious Substances returned through Postal Service Networks. The Postal Service has defined unique STCs to identify Division 6.2 Infectious Substances because it believes this category of material is the most commonly shipped hazardous material in Postal Service networks via a return service and the additional visibility into these shipments is beneficial to Postal Operations. See the list of HAZMAT Outbound and Returns Service Type Codes starting on pg 130. See Appendix I for a complete list of Service Type Codes.

The Postal Service has also defined Extra Service Codes (ESCs) to identify the category of hazardous material that is associated with specific quantity restrictions, packaging and markings requirements, and for some ESCs, restrictions in air transportation. See the list of HAZMAT Extra Service Codes starting on pg 135. See Appendix J Table 7 for a complete list of Extra Service Codes.

8.16.2 Barcoded Hazardous Materials Label

Service Icon Change

An Intelligent Mail package barcode (IMpb) shipping label with the appropriate service type code and the banner text above the barcode must be used for HAZMAT domestic shipments. The Postal Service strongly recommends the use of a service icon of 'H' in the upper left corner when the package being shipped contains an item that is hazardous material to further improve visual identification.

IMmb Intelligent Mail Matrix Barcode

Due to the risks from certain packaging for curvature, fold-overs and creased shipping labels that distort the current GS1-128 IMpb barcode such that the barcode becomes unreadable the USPS is recommending the addition of two (2) supplemental GS1-DataMatrix IMmbs to shipping labels. The addition of the two 2D barcodes will provide a total of three opportunities for the package to be scanned and tracked.

Effective January 21, 2024, the Postal Service will require mailers to add two supplemental GS1-DataMatrix (2D) IMpbs to domestic shipping labels to improve package visibility; one in the address block to the left of the Delivery Address and one in the lower right corner of the shipping label.

Example of a label for USPS Ground Advantage with the 'H' service icon and the two 2D barcodes is shown in Exhibit 29 below.

Exhibit 28: Hazardous Materials Label



8.16.3 Service Type Codes

HAZMAT items must meet the standards for mailability as outlined in Publication 52. The chart below contains the list of service type codes that are required when shipping domestic hazardous materials. An extra service code representing general HAZMAT shipment is required. It is strongly recommended that an additional extra service that identifies the specific category of HAZMAT is also used.

STCs Domestic Outbound (Required)

The following STCs are required when shipping domestic hazardous materials, unless an STC from the “Optional” table is used in combination with the applicable ESC (table further below). Only the ESCs shown are required when using an STC from the following list.

HAZMAT SERVICE TYPE CODES FOR OUTBOUND DOMESTIC – REQUIRED							
STC	Description	Banner Text	Extra Service Code 1	Extra Service Code 2	Extra Service Code 3	Extra Service Code 4	Extra Service Code 5
760	Priority Mail Express Signature Waived - Hazardous Materials	USPS TRACKING # HAZMAT	986	857	ESC for the Specific HAZMAT Category		
116	Priority Mail USPS Tracking - Hazardous Materials	USPS TRACKING # HAZMAT	920	857	ESC for the Specific HAZMAT Category		
184	USPS Ground Advantage Up to 15.999oz USPS Tracking Hazardous Materials	USPS TRACKING # HAZMAT	920	857	ESC for the Specific HAZMAT Category		
362	USPS Ground Advantage One Pound or More USPS Tracking Hazardous Materials	USPS TRACKING # HAZMAT	920	857	ESC for the Specific HAZMAT Category		
395	Parcel Select USPS Tracking - Hazardous Materials	USPS TRACKING # HAZMAT	920	857	ESC for the Specific HAZMAT Category		

Product Specific Information

STCs Domestic Outbound (Optional)

The following STCs are optional and are allowed to be used when shipping domestic hazardous materials if the use of the applicable Extra Service is needed.

HAZMAT SERVICE TYPE CODES FOR OUTBOUND DOMESTIC -OPTIONAL							
STC	Description	Banner Text	Extra Service Code 1	Extra Service Code 2	Extra Service Code 3	Extra Service Code 4	Extra Service Code 5
761	Priority Mail Express Signature Requested - Hazardous Materials	USPS SIGNATURE TRKNG # HAZMAT	981	986	857	ESC for the Specific HAZMAT Category	
762	Priority Mail Express with Insurance - Hazardous Materials	USPS SIGNATURE TRKNG # HAZMAT	925	986	857	ESC for the Specific HAZMAT Category	
763	Priority Mail Express with Insurance Restricted Delivery - Hazardous Materials	USPS SIGNATURE TRKNG # HAZMAT	934	986	857	ESC for the Specific HAZMAT Category	
764	Priority Mail Express Adult Signature Over 21 - Hazardous Materials	USPS SIGNATURE TRKNG # HAZMAT	922	986	857	ESC for the Specific HAZMAT Category	
120	Priority Mail Insurance <= \$500 - Hazardous Materials	USPS TRACKING # HAZMAT	930	857	ESC for the Specific HAZMAT Category		
323	Priority Mail Insurance > \$500 - Hazardous Materials	USPS SIGNATURE TRKNG # HAZMAT	931	857	ESC for the Specific HAZMAT Category		
075	Priority Mail Adult Signature Over 21 - Hazardous Materials	USPS SIGNATURE TRKNG # HAZMAT	922	857	ESC for the Specific HAZMAT Category		
063	Priority Mail Signature Confirmation Hazardous Materials	USPS SIGNATURE TRKNG # HAZMAT	921	857	ESC for the Specific HAZMAT Category		
185	USPS Ground Advantage Up to 15.999oz Insurance <= \$500 Hazardous Materials	USPS TRACKING # HAZMAT	920	857	930	ESC for the Specific HAZMAT Category	
186	USPS Ground Advantage Up to 15.999oz Insurance > \$500 Hazardous Materials	USPS SIGNATURE TRKNG # HAZMAT	931	857	ESC for the Specific HAZMAT Category		
166	USPS Ground Advantage Up to 15.999oz Signature Confirmation Hazardous Materials	USPS SIGNATURE TRKNG # HAZMAT	921	857	ESC for the Specific HAZMAT Category		
363	USPS Ground Advantage One Pound or More Insurance <= \$500 Hazardous Materials	USPS TRACKING # HAZMAT	930	857	ESC for the Specific HAZMAT Category		
365	USPS Ground Advantage One Pound or More Insurance > \$500 Hazardous Materials	USPS SIGNATURE TRKNG # HAZMAT	931	857	ESC for the Specific HAZMAT Category		

Product Specific Information

HAZMAT SERVICE TYPE CODES FOR OUTBOUND DOMESTIC -OPTIONAL							
STC	Description	Banner Text	Extra Service Code 1	Extra Service Code 2	Extra Service Code 3	Extra Service Code 4	Extra Service Code 5
383	USPS Ground Advantage One Pound or More Signature Confirmation Hazardous Materials	USPS SIGNATURE TRKNG # HAZMAT	921	857	ESC for the Specific HAZMAT Category		
483	Parcel Select Insurance <= \$500 - Hazardous Materials	USPS TRKNG # HAZMAT	930	857	ESC for the Specific HAZMAT Category		
628	Parcel Select Insurance > \$500 - Hazardous Materials	USPS SIGNATURE TRKNG # HAZMAT	931	857	ESC for the Specific HAZMAT Category		
646	Parcel Select Signature Confirmation Hazardous Materials	USPS SIGNATURE TRKNG # HAZMAT	921	857	ESC for the Specific HAZMAT Category		

Product Specific Information

STCs Domestic Returns (Required)

The following STCs for domestic hazardous materials returns packages are required, unless an STC from the “Optional” list is used in conjunction with the applicable ESC. Only the ESCs shown are required when using an STC from the following list.

HAZMAT SERVICE TYPE CODES FOR RETURNS DOMESTIC - REQUIRED							
STC	Description	Banner Text	Extra Service Code 1	Extra Service Code 2	Extra Service Code 3	Extra Service Code 4	Extra Service Code 5
187	USPS Ground Advantage Returns Up to 15.999oz Hazardous Materials	USPS TRACKING # HAZMAT	452	857	ESC for the Specific HAZMAT Category		
385	USPS Ground Advantage Returns One Pound or More Hazardous Materials	USPS TRACKING # HAZMAT	452	857	ESC for the Specific HAZMAT Category		
037	Priority Mail Return Service - Hazardous Materials	USPS TRACKING # HAZMAT	452	857	ESC for the Specific HAZMAT Category		
217	USPS Ground Advantage Returns Up to 15.999oz Division 6.2 Hazardous Materials	USPS TRACKING # HAZMAT	452	826	857		
218	USPS Ground Advantage Returns One Pound or More Division 6.2 Hazardous Materials	USPS TRACKING # HAZMAT	452	826	857		
219	Priority Mail Return Service - Division 6.2 Hazardous Materials	USPS TRACKING # HAZMAT	452	826	857		

Product Specific Information

STCs Domestic Returns (Optional)

The following STCs for domestic hazardous materials returns packages are optional if the use of the applicable Extra Service is needed.

HAZMAT SERVICE TYPE CODES FOR RETURNS DOMESTIC							
STC	Description	Banner Text	Extra Service Code 1	Extra Service Code 2	Extra Service Code 3	Extra Service Code 4	Extra Service Code 5
190	USPS Ground Advantage Returns Up to 15.999oz Insurance <= \$500 Hazardous Materials	USPS TRACKING # HAZMAT	930	452	857	ESC for the Specific HAZMAT Category	
191	USPS Ground Advantage Returns Up to 15.999oz Insurance > \$500 Hazardous Materials	USPS SIGNATURE TRKNG # HAZMAT	931	452	857	ESC for the Specific HAZMAT Category	
388	USPS Ground Advantage Returns One Pound or More Insurance <= \$500 Hazardous Materials	USPS TRACKING # HAZMAT	930	452	857	ESC for the Specific HAZMAT Category	
399	USPS Ground Advantage Returns One Pound or More Insurance > \$500 Hazardous Materials	USPS SIGNATURE TRKNG # HAZMAT	931	452	857	ESC for the Specific HAZMAT Category	
515	Priority Mail Return Service Insurance <= \$500 - Hazardous Materials	USPS TRACKING # HAZMAT	930	452	857	ESC for the Specific HAZMAT Category	
517	Priority Mail Return Service Insurance > \$500 - Hazardous Materials	USPS SIGNATURE TRACKING # HAZMAT	931	452	857	ESC for the Specific HAZMAT Category	

Product Specific Information

HAZMAT EXTRA SERVICE CODES

ESC	Short Description	Description
810	HAZMAT Air Eligible Ethanol Package	Air Eligible Ethanol Package - (authorized fragrance and hand sanitizer shipments)
811	HAZMAT Class 1 - Toy Propellant/Safety Fuse Package	Class 1 – Toy Propellant/Safety Fuse Package
812	HAZMAT Class 3 - Flammable Liquid Package	Hazardous Materials Class 3 - Package (Hand sanitizer, rubbing alcohol, ethanol base products, flammable liquids etc.)
813	HAZMAT Class 7 - Radioactive Materials Package	Class 7 – Radioactive Materials Package (e.g., smoke detectors, minerals, gun sights, etc.)
814	HAZMAT Class 8 - Corrosive Materials Package	Class 8 – Corrosive Materials Package - Air Eligible Corrosive Materials (certain cleaning or tree/weed killing compounds, etc.)
815	HAZMAT Class 8 - Nonspillable Wet Battery Package	Class 8 – Nonspillable Wet Battery Package - Sealed lead acid batteries
816	HAZMAT Class 9 - Lithium Battery Marked - Ground Only Package	Class 9 - Lithium Battery Marked – Ground Only Package - New Individual or spare lithium batteries (marked UN3480 or UN3090)
817	HAZMAT Class 9 - Lithium Battery - Returns Package	Class 9 - Lithium Battery – Returns Package - Used electronic devices containing or packaged with lithium batteries (markings required)
818	HAZMAT Class 9 - Lithium batteries, marked package	Class 9 - Lithium batteries, marked package - New electronic devices packaged with lithium batteries (marked UN3481 or UN3091)
819	HAZMAT Class 9 - Dry Ice Package	Class 9 – Dry Ice Package (limited to 5 lbs. if shipped via Air)
820	HAZMAT Class 9 - Lithium batteries, unmarked package	Class 9 – Lithium batteries, unmarked package - New electronic devices installed or packaged with lithium batteries (no marking)
821	HAZMAT Class 9 - Magnetized Materials Package	Class 9 – Magnetized Materials Package
822	HAZMAT Division 4.1 - Flammable Solids or Safety Matches Package	Division 4.1 – Mailable flammable solids and Safety Matches Package - Safety/strike on box matches, book matches, mailable flammable solids

Product Specific Information

HAZMAT EXTRA SERVICE CODES

ESC	Short Description	Description
823	HAZMAT Division 5.1 - Oxidizers Package	Division 5.1 – Oxidizers Package - Hydrogen peroxide (8 to 20% concentration)
824	HAZMAT Division 5.2 - Organic Peroxides Package	Division 5.2 – Organic Peroxides Package
825	HAZMAT Division 6.1 - Toxic Materials Package	Division 6.1 – Toxic Materials Package (with an LD50 of 50 mg/kg or less) - (pesticides, herbicides, etc.)
826	HAZMAT Division 6.2 - Infectious Substances Package	Division 6.2 Hazardous Materials - Biological Materials (e.g., lab test kits, authorized COVID test kit returns)
827	HAZMAT Excepted Quantity Provision Package	Excepted Quantity Provision Package (e.g., small volumes of flammable liquids, corrosive, toxic or environmentally hazardous materials - marking required)
828	HAZMAT Ground Only	Ground Only Hazardous Materials (For items that are not listed, but are restricted to surface only)
829	HAZMAT ID8000 Consumer Commodity Package	ID8000 Consumer Commodity Package - Air Eligible ID8000 Consumer Commodity (Non-flammable aerosols, Flammable combustible liquids, Toxic Substance, Miscellaneous hazardous materials)
830	HAZMAT Lighters Package	Lighters Package - Authorized Lighters
831	HAZMAT LTD QTY Ground Package	LTD QTY Ground Package - Aerosols, spray disinfectants, spray paint, hair spray, propane, butane, cleaning products, etc. - Fragrances, nail polish, nail polish remover, solvents, hand sanitizer, rubbing alcohol, ethanol base products, etc. - Other limited quantity surface materials (cosmetics, cleaning products, paints, etc.)
832	HAZMAT Small Quantity Provision Package	Small Quantity Provision Package (markings required)

Appendices

- Appendix A: Shipping Services File Version 1.6
- Appendix B: Shipping Services File Version 1.7 File Layout Specification
- Appendix C: Shipping Services File Version 2.0 File Layout Specification
- Appendix D: Shipping Partner Event File
 - Appendix D-1: Version 4.0 File Layout Specification
 - Appendix D-2: Version 5.0 File Layout Specification
- Appendix E: Confirmation/Error/Warning Files
 - Appendix E-1.1: Shipping Services CEW “Data” File Version 1.5 File Layout Specification
 - Appendix E-1.2: Shipping Services CEW “Report” File Version 1.5 File Layout Specification
 - Appendix E-1.3: Shipping Services CEW “Data” File Version 1.7 File Layout Specification
 - Appendix E-1.4: Shipping Services CEW “Report” File Version 1.7 File Layout Specification
 - Appendix E-2.1: Shipping Partner CEW “Data” File Version 2.0 File Layout Specification
 - Appendix E-2.2: Shipping Partner CEW “Report” File Version 2.0 File Layout Specification
 - Appendix E-3: Error/Warning Message List
- Appendix F: eVS Postage Payment Extract Files
 - Appendix F-1: Version 1.1 File Layout Specification
 - Appendix F-2: Version 2.0 File Layout Specification
- Appendix G: Scan Extract Files
 - Appendix G-1: Scan Extract File Version 1.5 File Layout Specification
 - Appendix G-2: Scan Extract File Version 1.6 File Layout Specification
 - Appendix G-3: Scan Extract File Version 2.0 File Layout Specification
 - Appendix G-4: Event Codes and EDI Event Codes
- Appendix H: eVS Reconciliation Extract Codes
- Appendix I: Intelligent Mail Package Barcode Service Type Codes
- Appendix J: Reference Tables
 - Table 1: Barcode Construct Codes
 - Table 2: Channel Application Identifier (AI)
 - Table 3: Container Type Indicator Codes
 - Table 4: Delivery Option Indicator Codes
 - Table 5: Destination Rate Indicator Codes
 - Table 6: Discount Type Codes
 - Table 7: Three-Digit Extra Services Codes (IMpb)
 - Table 8: Mail Class Codes
 - Table 9: Open and Distribute Indicator Codes
 - Table 10: Postal Routing Barcode Codes
 - Table 11: Rate Indicators Codes
 - Table 12: Processing Category Codes
 - Table 13: Surcharge Type Codes
 - Table 14: Zone Codes
 - Table 15: IMpb Non-Compliance Codes
 - Table 16: IMpb Non-Compliance Report Codes
- Appendix K: Transitioning from Shipping Services File Version 1.6 to Versions 1.7, and 2.0
- Appendix L: Terms and Definitions
- Appendix M: Abbreviations
- Appendix N: Confirmation Services Customer Checklist
- Appendix O: Electronic Verification System (eVS) Customer Checklist
- Appendix P: Parcel Returns Services (PRS) Customer Checklist
- Appendix Q: Publication Change Notes

Appendix A: Shipping Services File Version 1.6

Appendix A-1: Shipping Services File Version 1.6 File Layout Specification

HEADER RECORD - Shipping Services File Record Version 1.6 Layout						
Record Position	Required Field	Field Name	Format (Size)	Description	Example	Content Rules and Limitations
001 - 002	All File Types (see rules)	Header Record ID	Alphanumeric (2)	A two-character system constant that identifies a header record.	H1	<ul style="list-style-type: none"> 'H1' is required.
003 - 003	All File Types (see rules)	Electronic File Type	Numeric (1)	'1' - Postage & Tracking File '2' - Tracking File '3' - Returns Service '4' - Corrections	1	<ul style="list-style-type: none"> '1' - used for electronic Verification System (eVS). '2' - used for USPS Tracking/Signature Confirmation and other extra services or Scan Base Payment File. '3' - used for Returns Services. '4' - used for Corrections.

Appendix A – Shipping Services File 1.6

HEADER RECORD - Shipping Services File Record Version 1.6 Layout						
Record Position	Required Field	Field Name	Format (Size)	Description	Example	Content Rules and Limitations
004 - 037	All File Types (see rules)	Electronic File Number	Alphanumeric (34)	<p>Unique number assigned to identify the electronic file.</p> <p>Commercial Mailer 2-digits - AI (92 or 93) 3-digits - '750' 6- or 9-digits - MID If six-digit MID, 10- or 14-digit serial # If nine-digit MID, 7- or 11-digit serial # 1-digit - check digit</p> <p>Online Mailer 2-digits - AI 94 3-digits - '750', '757', or '759' 2-digits - source identifier for your system 6- or 9-digits - MID 5 or 8-digits, serial number depending on construct used 1-digit - check digit</p>	9275012345678 912345678	<ul style="list-style-type: none"> • Mailer ID must be that of the company transmitting the file. (all file types) • Must be unique for 120 days from first use. • Left justified trailing spaces. • Commercial Mailers must use the following valid barcode constructs: C04, C08, C09 or C10. • Online Mailers must use the following valid barcode constructs: N01 – N10. • AI 91 and STC 50 are not acceptable in this field. • This number should be inserted on PS Form 3152, PS Form 3650 or PS Form 8125. • Use Service Type Code “750” when either a PS Form 3152, PS Form 3650 or PS Form 8125 will be printed. • Use Service Type Code “757” when a PS Form 5630 (SCAN form) will be printed. To be used by Online shippers who offer use of the Shipment Confirmation Acceptance Notice (SCAN) form • Use 759 when the user has requested the integrated SCAN form / carrier pickup form.

Appendix A – Shipping Services File 1.6

HEADER RECORD - Shipping Services File Record Version 1.6 Layout						
Record Position	Required Field	Field Name	Format (Size)	Description	Example	Content Rules and Limitations
038 - 045	All File Types (see rules)	Date of Mailing	Numeric (8)	Date mail is tendered to USPS.	2008-01-27 Entered as: 20080127	<ul style="list-style-type: none"> • YYYYMMDD, date must be valid. • Must be within +/- one year of current date. • Numeric values (0-9) only.
046 - 051	All File Types (see rules)	Time of Mailing	Numeric (6)	Time mail is tendered to USPS (estimated).	13:15:00 Entered as: 131500	<ul style="list-style-type: none"> • HHMMSS, military format and time must be valid. • Numeric values (0-9) only.
052 - 052	All File Types (see rules)	Entry Facility Type	Alphanumeric (1)	Type of USPS facility where mail is tendered. 'A' - ADC 'B' - NDC 'S' - SCF 'D' - DU 'F' - ASF	A	<ul style="list-style-type: none"> • For origin or destination entry facilities. • Required for Drop Ship Mailers. • Required only for Destination Entry • Enter space for Origin Entry • Required for Parcel Return Service mailers to note pick-up facility type.

Appendix A – Shipping Services File 1.6

HEADER RECORD - Shipping Services File Record Version 1.6 Layout						
Record Position	Required Field	Field Name	Format (Size)	Description	Example	Content Rules and Limitations
053 - 057	All File Types (see rules)	Entry Facility ZIP Code	Numeric (5)	5-digit ZIP Code of postal facility where the mail is tendered.	22201	<ul style="list-style-type: none"> Numeric only (0-9). Required for Commercial USPS Ground Advantage (formerly First-Class Package Service) Refer to Section 1.6 for information on the FAST system.
058 - 061	All File Types (see rules)	Entry Facility ZIP+4	Numeric (4)	ZIP+4 Code of postal facility where mail is tendered.	4313	<ul style="list-style-type: none"> Numeric only (0-9).
062 - 063	File Types 1 and 2 (see rules)	Direct Entry Origin Country Code	Alphanumeric (2)	2-character standardized IMM International country code where Direct Entry Mail originated.	CN	<ul style="list-style-type: none"> Required for Direct Entry Mailings. Default is spaces.
064 - 066	File Types 1 and 2 (see rules)	Shipment Fee Code	Alphanumeric (3)	Code for a fee that applies to the entire shipment such as Pickup on Demand fee.	PUF	<ul style="list-style-type: none"> Currently used for Pickup on Demand fee. Default is spaces.
067 - 072	File Types 1 and 2 (see rules)	Extra Fee for Shipment	Numeric (6)	Fee for entire shipment, such as Pickup on Demand fee	\$13.40 Entered as: 001340	<ul style="list-style-type: none"> Currently used for Pickup on Demand fee. Default is zeroes.

Appendix A – Shipping Services File 1.6

HEADER RECORD - Shipping Services File Record Version 1.6 Layout						
Record Position	Required Field	Field Name	Format (Size)	Description	Example	Content Rules and Limitations
073 - 074	None (see rules)	Containerization Indicator	Alphanumeric (2)	Containerization Indicator	01	<ul style="list-style-type: none"> Containerization Values: '01' = a 5-Digit Containerization (No DE Captured). '02', '03' both represent a 3-Digit Containerization - to be used for either NDC ('03') entry or SCF ('02') entry – but these mailpieces are expected to be worked at the Destination Processing facility and a DE captured.
075 - 077	All File Types (see rules)	USPS Electronic File Version Number	Numeric (3) Defined as: 99.9	USPS Electronic File Version Number.	Entered as: 016	<ul style="list-style-type: none"> Must be Version 1.6.

Appendix A – Shipping Services File 1.6

HEADER RECORD - Shipping Services File Record Version 1.6 Layout						
Record Position	Required Field	Field Name	Format (Size)	Description	Example	Content Rules and Limitations
078 - 089	All File Types (see rules)	Transaction ID	Alphanumeric (12)	Unique 12-digit number assigned to associate manifests to file transmissions within a 24-hour period.	200806010001	<ul style="list-style-type: none"> Required field as of January 2014 for commercial mailers (AI 92 or 93). Not required for online mailers (AI 94). Transaction ID is a field that is used to group files together that are submitted with the Transaction ID in reports. This allows mailers with multiple mailing sites or multiple daily files to group files together that may be submitted independently (by site or file) for easier reconciliation. This field must follow the format of year, date, month and a numeric sequence number to be valid. Valid format: YYYYMMDD####
090 - 093	All File Types (see rules)	Software Vendor Code	Alphanumeric (4)	Code from vendor software to identify the developer of the shipping/manifesting system.	1234	<ul style="list-style-type: none"> Required for vendor's solution. Code provided by vendor software. Default is spaces for non-vendor's solutions

Appendix A – Shipping Services File 1.6

HEADER RECORD - Shipping Services File Record Version 1.6 Layout						
Record Position	Required Field	Field Name	Format (Size)	Description	Example	Content Rules and Limitations
094 - 101	All File Types (see rules)	Software Vendor Product Version Number	Alphanumeric (8)	Shipping/manifesting software's product version number.	5.02.3A	<ul style="list-style-type: none"> • Required for vendor's solution. • Left justified, trailing spaces. • Provided by vendor software. • Default is spaces for non-vendor's solutions
102 - 110	All File Types (see rules)	File Record Count	Numeric (9)	Total number of all records in electronic file to include Header Records and all Detail Records.	000001517	<ul style="list-style-type: none"> • Leading zeroes required.
111 - 130	All File Types (see rules)	Filler	Alphanumeric (20)	Filler for future use.		<ul style="list-style-type: none"> • Spaces are required.

DETAIL RECORD 1 - Shipping Services File Record Version 1.6 Layout						
TRACKING INFORMATION						
Record Position	Required Field	Field Name	Format (Size)	Description	Example	Content Rules and Limitations
001 - 002	All File Types (see rules)	Detail Record ID	Alphanumeric (2)	A two-character system constant that identifies a detail record.	D1	<ul style="list-style-type: none"> 'D1' is required.

DETAIL RECORD 1 - Shipping Services File Record Version 1.6 Layout						
TRACKING INFORMATION						
Record Position	Required Field	Field Name	Format (Size)	Description	Example	Content Rules and Limitations
003 - 036	All File Types (see rules)	Tracking Number	Alphanumeric (34)	<p>IMpb Tracking number used on package. May include routing information and Package Identification Code (PIC).</p> <p>Commercial Mailer 3-digits - '420' 5-digits - Routing ZIP Code 4-digits - Routing +4 2-digits - AI (92 or 93) 3-digits - STC 6- or 9-digits - MID If six-digit MID, 10- or 14-digit serial # If nine-digit MID, 7- or 11-digit serial # 1-digit - check digit</p> <p>Online Mailer 3-digits - '420' 5-digits - Routing ZIP Code 4-digits - Routing +4 2-digits - AI 94 3-digits - STC 2-digits - source identifier for your system 6- or 9-digits - MID 5 or 8-digits, serial number depending on construct used 1-digit - check digit</p> <p>Legacy Tracking number use on package. 2-digits - "91" AI 2-digits - STC 9-digits - MID 8-digits - Variable- length serial number from 2 to 8-digits. 1-digit - check digit</p>	Refer to Appendix J, Table 1 for the complete list of label examples.	<ul style="list-style-type: none"> Tracking number must be unique for 120 days from first use. 3-digits '420' are the routing application identifier. Used only when including a Routing ZIP Code. 5-digits Routing ZIP Code and 4-digits Routing +4 are optional. Left justified trailing spaces. Must use a 9-digit ZIP Code in the IMpb for Hold for Pickup. MRS piece (any piece with extra service 980) must use a Barcode Construct of C01, C05, N02 or N05 – a 9-digit ZIP code.

DETAIL RECORD 1 - Shipping Services File Record Version 1.6 Layout						
TRACKING INFORMATION						
Record Position	Required Field	Field Name	Format (Size)	Description	Example	Content Rules and Limitations
037 - 038	All File Types (see rules)	Class of Mail	Alphanumeric (2)	Refer to Appendix J, Table 8 for the complete list of Mail Class codes.	PM	<ul style="list-style-type: none"> A two-character code for Class of Mail.
039 - 042	All File Types (see rules) / International Rule not applicable to File Type 1 and 3	Service Type Code	Alphanumeric (4)	Refer to Appendix I for the complete list of three-digit Service Type Codes.	IMpb: 055 Legacy: 01	<ul style="list-style-type: none"> For International labels, the STC field will be spaces. IMpb: three-digit service type code, left justified, trailing spaces, Legacy: two-digit service type code, left justified, trailing spaces.
043 - 046	All File Types (see rules) / International Rule not applicable to File Type 1 and 3)	Barcode Construct Code	Alphanumeric (4)	A three-character code to identify the construct of the IMpb. Refer to Appendix J, Table 1 for the complete list of Barcode Construct codes.	C06	<ul style="list-style-type: none"> Constructs available to be used by commercial customers begin with "C" - C01 - C10. Constructs available to be used by online customers begin with "N" - N01- N10. Left justified, trailing spaces. For International labels, the barcode construct field will be spaces or I01. File Type 1 and 3 – Legacy Barcode Code Construct – L01 only. File Type 2 – Legacy Barcode Constructs – L01 through L04.

DETAIL RECORD 1 - Shipping Services File Record Version 1.6 Layout						
TRACKING INFORMATION						
Record Position	Required Field	Field Name	Format (Size)	Description	Example	Content Rules and Limitations
047 - 051	All File Types (see rules)	Destination ZIP Code	Numeric (5)	Destination 5-digit ZIP Code.	22201	<ul style="list-style-type: none"> • Must be 5-digits. • Numeric values (0-9) only. • If International, all zeroes. • NOTE: Effective January 25, 2015, either the Destination Delivery address or the 11-digit delivery point validated ZIP Code for the delivery address must be included in the D1 record. • When the 11-digit validated ZIP Code is provided this ZIP+4 must match the +4 in the 11-digit validated ZIP Code. • Required for Commercial USPS Ground Advantage (formerly First-Class Package Service)

DETAIL RECORD 1 - Shipping Services File Record Version 1.6 Layout						
TRACKING INFORMATION						
Record Position	Required Field	Field Name	Format (Size)	Description	Example	Content Rules and Limitations
052 - 055	File Types 1 and 2 (see rules)	Destination ZIP+4	Alphanumeric (4)	Destination ZIP+4 add- on of Domestic ZIP Code.	2804	<ul style="list-style-type: none"> Required for Hold For Pickup Online. Either the Destination Delivery address or the 11-digit delivery point validated ZIP Code for the delivery address must be included in the D1 record. When the 11-digit validated ZIP Code is provided this ZIP+4 must match the +4 in the 11-digit validated ZIP Code. Numeric values (0-9) only. If International, all zeroes or spaces Open and Distribute - If the Destination Facility Type = "D" (DDU) then required.
056 - 056	Files Types 1 and 2 (see rules)	Destination Facility Type	Alphanumeric (1)	Type of USPS facility where mail is tendered. 'A' - ADC 'B' - NDC 'S' - SCF 'D' - DDU 'F' - ASF	A	<ul style="list-style-type: none"> Required for Open and Distribute mailings. Default is spaces.
057 - 058	File Type 2 (see rules) Not available for File Type 1 and 3	Destination Country Code	Alphanumeric (2)	Two-character standardized IMM International country code.	JP	<ul style="list-style-type: none"> Required for International. Default is spaces for Domestic.

Appendix A – Shipping Services File 1.6

DETAIL RECORD 1 - Shipping Services File Record Version 1.6 Layout						
TRACKING INFORMATION						
Record Position	Required Field	Field Name	Format (Size)	Description	Example	Content Rules and Limitations
059 - 069	File Type 2 (see rules) Not available for File Type 1 and 3.	Foreign Postal Code	Alphanumeric (11)	Foreign country postal code.	A0A9A0	<ul style="list-style-type: none"> Required for International. Left justified. Default is spaces for Domestic.
070 - 074	File Type 2 (see rules) Not available for File Type 1 and 3	Carrier Route	Alphanumeric (5)	Carrier Route code.	C0009	<ul style="list-style-type: none"> Default is spaces.
075 - 083	All File Types (see rules)	Logistics Manager Mailer ID	Alphanumeric (9)	<p>MID of company that manages the mailing of this shipment.</p> <p>This would be a different company other than the consolidator.</p> <p>Six- or Nine-digit MID.</p>	912345678 or 612345	<ul style="list-style-type: none"> The MID in this field must belong to a CERTIFIED customer in order to receive a copy of the scan extract file if requested. 6-digit MID is left justified, trailing spaces.
084 - 092	All File Types (see rules)	Mail Owner Mailer ID	Alphanumeric (9)	<p>MID of mail owner.</p> <p>Six- or Nine-digit MID.</p>	912345678 or 612345	<ul style="list-style-type: none"> This field is the same field as the Client Mailer ID in Shipping Services Files Version 1.3 and Version 1.4. The MID in this field must belong to a CERTIFIED customer in order to receive a copy of the scan extract file if requested Default is spaces. Required for International Mailing

DETAIL RECORD 1 - Shipping Services File Record Version 1.6 Layout						
TRACKING INFORMATION						
Record Position	Required Field	Field Name	Format (Size)	Description	Example	Content Rules and Limitations
093 – 126	All File Types (see rules)	Container ID 1	Alphanumeric (34)	Barcode on container. This may be a valid IM Container Barcode, IM Tray Barcode, or a Trailer Placard Barcode.	2220101271234567 89912345	<ul style="list-style-type: none"> • Default is spaces. • For more information on the Intelligent Mail Tray label and barcode click on the following link: https://postalpro.usps.com/mailing/intelligent-mail-tray-label • For more information on the Intelligent Mail Container label and barcode click on the following link: https://postalpro.usps.com/mailing/intelligent-mail-container-barcode • Required for Open and Distribute only when the contents in the container are also manifested.
127 – 128	All File Types (see rules)	Container Type 1	Alphanumeric (2)	Describes type of container for Container ID 1. Refer to Appendix J, Table 3 for the complete list of Container Type IDs.	SK	<ul style="list-style-type: none"> • Must be populated if Container ID 1 field is populated.
129 – 162	All File Types (see rules)	Container ID 2	Alphanumeric (34)	Barcode on container. This may be a valid IM Container Barcode, IM Tray Barcode, or a Trailer Placard Barcode.	99N1234567890000 12345678	<ul style="list-style-type: none"> • Default is spaces.

Appendix A – Shipping Services File 1.6

DETAIL RECORD 1 - Shipping Services File Record Version 1.6 Layout						
TRACKING INFORMATION						
Record Position	Required Field	Field Name	Format (Size)	Description	Example	Content Rules and Limitations
163 – 164	All File Types (see rules)	Container Type 2	Alphanumeric (2)	Describes type of container for Container ID 2. Refer to Appendix J, Table 3 for the complete list of Container Type IDs.	PT	<ul style="list-style-type: none"> Must be populated if Container ID 2 field is populated.
165 – 198	All File Types (see rules)	Container ID 3	Alphanumeric(34)	Barcode on container. This may be a valid IM Container Barcode, IM Tray Barcode, or a Trailer Placard Barcode.	99T123456789123	<ul style="list-style-type: none"> Default is spaces.
199 – 200	All File Types (see rules)	Container Type 3	Alphanumeric (2)	Describes type of container for Container ID 3. Refer to Appendix J, Table 3 for the complete list of Container Type IDs.	BL	<ul style="list-style-type: none"> Must be populated if Container ID 3 field is populated.
201 – 215	All (see rules)	Mail Owner Customer Registration ID (CRID)	Alphanumeric (15)	CRID of Mail Owner		<ul style="list-style-type: none"> Used by mailing agent to identify mail owner. Default is spaces.
216 – 245	All File Types (see rules)	Customer Reference Number	Alphanumeric (30)	Customer's internal reference number.	123456	<ul style="list-style-type: none"> Used for customer internal identification purposes. Spaces if not applicable.

DETAIL RECORD 1 - Shipping Services File Record Version 1.6 Layout						
TRACKING INFORMATION						
Record Position	Required Field	Field Name	Format (Size)	Description	Example	Content Rules and Limitations
246 – 260	All File Types (see rules)	FAST Reservation Number	Alphanumeric (15)	Confirmation Number received when making a scheduled appointment for mail dropped at a postal facility.	AB1234567856	<ul style="list-style-type: none"> Alphanumeric values (A- Z, 0-9) only. Default is spaces. Strongly recommend inclusion in the file when FAST appointments are scheduled.
261 – 268	All File Types (see rules)	FAST Scheduled Induction Date	Numeric (8)	Scheduled date for mail drop at a postal facility.	20080127	<ul style="list-style-type: none"> YYYYMMDD Date must be valid. Numeric values (0-9) only. Default is zeroes. Strongly recommend inclusion in the file when FAST appointments are scheduled.
269 – 274	All File Types (see rules)	FAST Scheduled Induction Time	Numeric (6)	Scheduled time for mail drop at a postal facility.	131500	<ul style="list-style-type: none"> HHMMSS Military format and time must be valid. Numeric values (0-9) only. Default is zeroes. Strongly recommend inclusion in the file when FAST appointments are scheduled.

DETAIL RECORD 1 – Shipping Services File Record Version 1.6 Layout						
RATE/PAYMENT INFORMATION						
Record Position	Required Field	Field Name	Format (Size)	Description	Example	Content Rules and Limitations
275 – 284	All File Types (see rules)	Payment Account Number	Numeric (10)	USPS account number from which this mailing will be paid: Permit Number Federal Agency Number	0012345678	<ul style="list-style-type: none"> Leading zeroes required. Numeric values (0-9) only. This field required if using Permit imprint or Federal Agency Number. If using stamps, meter, Bill Me Later, or PC Postage, then fill with zeroes.
285 – 286	All File Types (see rules)	Method of Payment	Numeric (2)	Payment system used for mailing: '01' Permit System '03' Federal Agency '04' PC Postage '05' Smart Meter '06' Other Meter '07' Stamps '20' Electronic Payment System (EPS)	01	<ul style="list-style-type: none"> Must be USPS approved payment method for mail being tendered. File Type 1 and 3 (eVS/PRS) must be '01' Permit system.
287 – 291	All File Types (see rules)	Post Office of Account ZIP Code	Alphanumeric (5)	5-digit ZIP Code of Post Office issuing Permit Number, meter license, or pre- canceled stamp.	Must be 20260 for eVS/PRS.	<ul style="list-style-type: none"> Must be 5-digits. Numeric values (0-9) only. File Type 1 and 3 (eVS/PRS) must be 20260. File Type 2 – 5-digit ZIP Code of Post Office issuing Permit Number, meter license, or pre- canceled stamp.

DETAIL RECORD 1 – Shipping Services File Record Version 1.6 Layout						
RATE/PAYMENT INFORMATION						
Record Position	Required Field	Field Name	Format (Size)	Description	Example	Content Rules and Limitations
292 – 311	All File Types (see rules)	Meter Serial Number	Alphanumeric (20)	Serial number of meter used for postage.	5678123598	<ul style="list-style-type: none"> Required if method of payment is '05' or '06'. Default is spaces.
312 – 317	All File Types (see rules)	Chargeback Code	Alphanumeric (6)	Code used with Federal Agency Number.	12345	<ul style="list-style-type: none"> Code for customer's internal use. Default is spaces.
318 – 324	All File Types (see rules)	Postage	Numeric (7) Defined as: 9999.999	Postage [excluding extra service(s) fee(s) and surcharge(s)] less any work share discount.	\$5.69 Entered as: 0005690	<ul style="list-style-type: none"> Required Leading zeroes required. Numeric values (0-9) only. In unit of dollars and rounded to the nearest tenth of cent.
325 – 325	All File Types (see rules)	Postage Type	Alphanumeric (1)	'P' - Published 'C' - Customized 'A' - Commercial Plus Pricing 'B' - Commercial Based Pricing 'R' - Retail	P	<ul style="list-style-type: none"> Indicates whether the postage is based on published or negotiated rates. Default is spaces.
326 – 347	All File Types (see rules)	Customized Shipping Services Contracts (CSSC) Number	Alphanumeric (22)	Contract number for a negotiated rate.	AB123	<ul style="list-style-type: none"> Default is spaces.
348 – 361	All File Types (see rules)	Customized Shipping Services Contracts Product ID	Alphanumeric (14)	Product ID consists of the mail class, incentive, date, customer and version number.	PSR090108A B001	<ul style="list-style-type: none"> Default is spaces.

DETAIL RECORD 1 – Shipping Services File Record Version 1.6 Layout						
RATE/PAYMENT INFORMATION						
Record Position	Required Field	Field Name	Format (Size)	Description	Example	Content Rules and Limitations
362 – 362	All File Types (see rules)	Unit of Measure Code	Numeric (1)	Unit of measurement for mailpiece weight: '1' - LBS '2' - OZ '3' - KILOS	1	<ul style="list-style-type: none"> Field must contain a USPS defined valid code. Default is '1' – LBS
363 – 371	All File Types (see rules)	Weight	Numeric (9) Defined as: 99999.9999	Mailpiece weight. In unit of measure and significant to 4 decimal positions. (Exclude weight of non-incident enclosure Pos. 489-497)	14.3 lbs. Entered as 000143250	<ul style="list-style-type: none"> Leading zeroes required. Numeric values (0-9) only.
372 – 372	All File Types (see rules)	Processing Category	Alphanumeric (1)	Refer to Appendix J, Table 12 for the complete list of Processing Category codes.	3	<ul style="list-style-type: none"> For Open and Distribute, the processing category "O" is required. For Returns, the processing category "R" is required.

DETAIL RECORD 1 – Shipping Services File Record Version 1.6 Layout						
RATE/PAYMENT INFORMATION						
Record Position	Required Field	Field Name	Format (Size)	Description	Example	Content Rules and Limitations
373 – 374	All File Types (see rules)	Rate Indicator	Alphanumeric (2)	Refer to Appendix J, Table 11 for the complete list of Rate Indicator codes	FR	<ul style="list-style-type: none"> For Parcel Select with Destination Rates, use 'Single Piece' for the Rate Indicator. If "DR" or "DN" is populated in Rate Indicator, dimensions (LxWxH) must be provided and parcel will be assessed as dimensional. Default to 'SP' for non- applicable products. For PMEOD the rate indicator "PA" is required. For PMOD the rate indicator "SP" is required. For Commercial Plus Pricing the rate indicator of "UA", "U3", or "U5" is required.

DETAIL RECORD 1 – Shipping Services File Record Version 1.6 Layout						
RATE/PAYMENT INFORMATION						
Record Position	Required Field	Field Name	Format (Size)	Description	Example	Content Rules and Limitations
375 – 375	All File Types (see rules)	Destination Rate Indicator	Alphanumeric (1)	Refer to Appendix J, Table 5 for the complete list of Destination Rate Indicator codes.	D	<ul style="list-style-type: none"> Required for destination entry packages. Default is 'N' for non- applicable products. File Type 1 - Required for Open and Distribute mailings. Default is 'N' for all other eVS/PRS mail class/products.
376 – 377	All File Types (see rules)	Domestic Zone	Alphanumeric (2)	Refer to Appendix J, Table 14 for the complete list of ZONE codes.	Zone 3 Entered as: 03 Local Zone Entered as: LC	<ul style="list-style-type: none"> Required for products with rates based on zones. Leading zeroes required if numeric. Default is zeroes for non- applicable products. Required for Commercial USPS Ground Advantage (formerly First-Class Package Service)

DETAIL RECORD 1 – Shipping Services File Record Version 1.6 Layout						
RATE/PAYMENT INFORMATION						
Record Position	Required Field	Field Name	Format (Size)	Description	Example	Content Rules and Limitations
378 – 382	File Type 1 and 2 (see rules)	Length	Numeric (5) Defined as: 999.99	Dimensional Length	30.25 Entered as: 03025	<ul style="list-style-type: none"> The length is the measurement of the longest dimension. Length in inches. Required for GXG and domestic Priority Mail Local and Zones 1-9; Parcel Select Ground Zones 1-9; Parcel Select all entries and Zones 1-5; Priority Mail Express Zones 1-9 Required for any rate indicator for Cubic Tier pricing Zero-filled if not applicable. Required when rate indicator = DR or DN. If DR or DN is not populated in Rate Indicator, but dimensions (LxWxH) are provided then parcel will be assessed as dimensional

DETAIL RECORD 1 – Shipping Services File Record Version 1.6 Layout						
RATE/PAYMENT INFORMATION						
Record Position	Required Field	Field Name	Format (Size)	Description	Example	Content Rules and Limitations
383 – 387	File Type 1 and 2 (see rules)	Width	Numeric (5) Defined as: 999.99	Dimensional Width or Girth	12.75 Entered as: 01275	<ul style="list-style-type: none"> Width in inches. Required for GXG and domestic Priority Mail Local and Zones 1-9; Parcel Select Ground Zones 1-9; Parcel Select all entries and Zones 1-5; Priority Mail Express Zones 1-9. Required for any rate indicator for Cubic Tier pricing. Zero-filled if not applicable. Required when rate indicator = DR or DN. If DR or DN is not populated in Rate Indicator, but dimensions (LxWxH) are provided then parcel will be assessed as dimensional

DETAIL RECORD 1 – Shipping Services File Record Version 1.6 Layout						
RATE/PAYMENT INFORMATION						
Record Position	Required Field	Field Name	Format (Size)	Description	Example	Content Rules and Limitations
388 – 392	File Type 1 and 2 (see rules)	Height	Numeric (5) Defined as: 999.99	Dimensional Height	2.50 Entered as: 00250	<ul style="list-style-type: none"> • Height in inches. Required for GXG and domestic Priority Mail Local and Zones 1-9; Parcel Select Ground Zones 1-9; Parcel Select all entries and Zones 1-5; Priority Mail Express Zones 1-9. • Required for any rate indicator for Cubic Tier pricing. • Zero-filled if not applicable. • Required when rate indicator = DR or DN. • If DR or DN is not populated in Rate Indicator, but dimensions (LxWxH) are provided then parcel will be assessed as dimensional

DETAIL RECORD 1 – Shipping Services File Record Version 1.6 Layout						
RATE/PAYMENT INFORMATION						
Record Position	Required Field	Field Name	Format (Size)	Description	Example	Content Rules and Limitations
393 – 398	File Type 1 and 2 (see rules)	Dimensional Weight	Numeric (6) Defined as: 9999.99	Dimensional Weight	7.88 Entered as: 000788	<ul style="list-style-type: none"> Leading zeroes required, when populated. For GXG <ul style="list-style-type: none"> (LL*WW*HH)/166 (zero-0 filled from left) Space-filled if calculated value of DW rate < or = value of rate of actual weight. For Domestic Priority Mail Local and Zones 1 – 9, Parcel Select all entires and Zones 1 –5, Parcel Select Ground Zones 1 – 9; and Priority Mail Express Zones 1-9; (LLL*WW*HH)/166 (zero-filled from left) -Non-Rect. ((LLL*WW*HHG)*0.785)/166 -Space-filled if calculated value of DW rate < or = value of rate of actual weight. If not applicable, default is zeros.

DETAIL RECORD 1 – Shipping Services File Record Version 1.6 Layout						
RATE/PAYMENT INFORMATION						
Record Position	Required Field	Field Name	Format (Size)	Description	Example	Content Rules and Limitations
399 – 401	All File Types (see rules)	Extra Service Code 1st Service	Alphanumeric (3)	2- or 3-digit Extra Service Code. IMpb: Refer to Appendix J, Table 7-1 for the complete list of 3-digit Extra Services Codes. Legacy: Refer to Appendix J, Table 7-2 for the complete list of 2-digit Extra Services Codes.	910	<ul style="list-style-type: none"> Field contains one Extra Service Code. Required when one Extra Service Code is used. Legacy: 2-digit Extra Service Code with trailing space.
402 – 407	All File Types (see rules)	Extra Service Fee 1st Service	Numeric (6) Defined as: 9999.99	Fee for 1st Extra Service Code.	\$.25 Entered as: 000025	<ul style="list-style-type: none"> Default is zeroes if no fee is accessed. Required when Extra Service Code 1st Service is populated.
408 – 410	All File Types (see rules)	Extra Service Code 2nd Service	Alphanumeric (3)	2- or 3-digit Extra Service Code. IMpb: Refer to Appendix J, Table 7-1 for the complete list of 3-digit Extra Service Codes. Legacy: Refer to Appendix J, Table 7-2 for the complete list of 2-digit Extra Service Codes.	915	<ul style="list-style-type: none"> Field contains one Extra Service Code. Required when two Extra Service Codes are used. Legacy: 2-digit Extra Service Code with trailing space.

DETAIL RECORD 1 – Shipping Services File Record Version 1.6 Layout						
RATE/PAYMENT INFORMATION						
Record Position	Required Field	Field Name	Format (Size)	Description	Example	Content Rules and Limitations
411 – 416	All File Types (see rules)	Extra Service Fee 2nd Service	Numeric (6) Defined as: 9999.99	Fee for 2nd Extra Service Code.	\$1.40 Entered as: 000140	<ul style="list-style-type: none"> • Default is zeroes if no fee is accessed. • Required when Extra Service Code 2nd Service is populated.
417 – 419	All File Types (see rules)	Extra Service Code 3rd Service	Alphanumeric (3)	2 or 3-digit Extra Service Code. IMpb: Refer to Appendix J, Table 7-1 for the complete list of 3-digit Extra Service Codes. Legacy: Refer to Appendix J, Table 7-2 for the complete list of 2-digit Extra Service Codes.	921	<ul style="list-style-type: none"> • Field contains one Extra Service Code. • Required when three Extra Service Codes are used. • Legacy: 2-digit Extra Service Code with trailing space.
420 – 425	All File Types (see rules)	Extra Service Fee 3rd Service	Numeric (6) Defined as: 9999.99	Fee for 3rd Extra Service Code.	\$.85 Entered as: 000085	<ul style="list-style-type: none"> • Default is zeroes if no fee is accessed • Required when Extra Service Code 3rd Service is populated.

DETAIL RECORD 1 – Shipping Services File Record Version 1.6 Layout						
RATE/PAYMENT INFORMATION						
Record Position	Required Field	Field Name	Format (Size)	Description	Example	Content Rules and Limitations
426 – 428	All File Types (see rules)	Extra Service Code 4th Service	Alphanumeric (3)	2- or 3-digit Extra Service Code. IMpb: Refer to Appendix J, Table 7-1 for the complete list of three-digit extra services codes. Legacy: Refer to Appendix J, Table 7-2 for the complete list of 2-digit Extra Service Codes.	921	<ul style="list-style-type: none"> Field contains one extra service code. Required when four Extra Service Codes are used. Legacy: 2-digit Extra Service Code with trailing space.
429 – 434	All File Types (see rules)	Extra Service Fee 4th Service	Numeric (6) Defined as: 9999.99	Fee for 4th extra service code.	\$.85 Entered as: 000085	<ul style="list-style-type: none"> Default is zeroes if no fee is accessed Required when Extra Service Code 4th Service is populated.
435 – 437	All File Types (see rules)	Extra Service Code 5th Service	Alphanumeric (3)	2- or 3-digit e Extra Service Code. IMpb: Refer to Appendix J, Table 7-1 for the complete list of 3-digit Extra Service Codes. Legacy: Refer to Appendix J, Table 7-2 for the complete list of 2-digit Extra Service Codes.	931	<ul style="list-style-type: none"> Field contains one Extra Service Code Required when five Extra Service Codes are used. Legacy: 2-digit Extra Service Code with trailing space.

DETAIL RECORD 1 – Shipping Services File Record Version 1.6 Layout						
RATE/PAYMENT INFORMATION						
Record Position	Required Field	Field Name	Format (Size)	Description	Example	Content Rules and Limitations
438 – 443	All File Types (see rules)	Extra Service Fee 5th Service	Numeric (6) Defined as: 9999.99	Fee for 5th Extra Service Code.	\$.85 Entered as: 000085	<ul style="list-style-type: none"> • Default is zeroes if no fee is accessed • Required when Extra Service Code 5th Service is populated.
444 – 450	All File Types (see rules)	Value of Article	Numeric (7) Defined as: 99999.99	Wholesale cost of article	\$500.00 Entered as: 0050000	<ul style="list-style-type: none"> • Mandatory if insurance is being included as an Extra Service. • Required if insured. Default is zeroes.
451 – 456	All File Types (see rules))	COD Amount Due Sender	Numeric (6) Defined as: 9999.99	Dollar amount due on delivery	\$206.00 Entered as: 020600	<ul style="list-style-type: none"> • Required if package is COD. • Default is zeroes.
457 – 460	File Type 2 Not available for File Type 1 and 3	Handling Charge	Numeric (4) Defined as: 99.99	Handling charge for Registered Mail valued at more than \$25,000.	\$20.50 Entered as: 002050	<ul style="list-style-type: none"> • Required if USPS Ground Advantage (formerly First-Class Package Service) with Registered Mail service valued more than \$25,000. • Default is zeroes.
461 – 462	All File Types (see rules)	Surcharge Type	Alphanumeric (2)	Refer to Appendix J, Table 13 for the complete list of Surcharge Type codes.	A1	<ul style="list-style-type: none"> • Default is spaces.

DETAIL RECORD 1 – Shipping Services File Record Version 1.6 Layout						
RATE/PAYMENT INFORMATION						
Record Position	Required Field	Field Name	Format (Size)	Description	Example	Content Rules and Limitations
463 – 469	All File Types (see rules)	Surcharge Amount	Numeric (7) Defined as: 9999.999	In unit of dollars and rounded to 3 decimals.	\$1.656 Entered as: 0001656	<ul style="list-style-type: none"> Leading zeroes required. Default is zeroes for non- applicable products. Numeric values (0-9) only.
470 – 471	All File Types (see rules)	Discount Type	Alphanumeric (2)	Refer to Appendix J, Table 6 for the complete list of Discount Type codes.	D1	<ul style="list-style-type: none"> Default is spaces.
472 – 478	All File Types (see rules)	Discount Amount	Numeric (7) Defined as: 9999.999	In unit of dollars and rounded to 3 decimals.	\$1.656 Entered as: 0001656	<ul style="list-style-type: none"> Leading zeroes required. Default is zeroes for non- applicable products. Numeric values (0-9) only.
479 – 480	Not available for File Types 1 and 3	Non-Incidental Enclosure Rate Indicator	Alphanumeric (2)	Refer to Appendix J, Table 11 for the complete list of Rate Indicator codes.	SP	<ul style="list-style-type: none"> Mandatory if applicable. Default is spaces if not applicable.
481 – 482	Not available for File Types 1 and 3	Non-Incidental Enclosure Class	Alphanumeric (2)	Refer to Appendix J, Table 8 for the complete list of Mail Class codes.	FC	<ul style="list-style-type: none"> Mandatory if applicable. Default is spaces if not applicable.
483 – 489	Not available for File Types 1 and 3	Non-Incidental Enclosure Postage	Numeric (7) Defined as: 9999.999	Postage amount for the non-incidental enclosure. In unit of dollars and rounded to the nearest tenth of cent.	\$.33 Entered as: 0000330	<ul style="list-style-type: none"> Mandatory if applicable Default is zeroes.

DETAIL RECORD 1 – Shipping Services File Record Version 1.6 Layout						
RATE/PAYMENT INFORMATION						
Record Position	Required Field	Field Name	Format (Size)	Description	Example	Content Rules and Limitations
490 – 498	Not available for File Types 1 and 3	Non-Incidental Enclosure Weight	Numeric (9) Defined as: 99999.9999	Individual weight of the non-incidental enclosure.	0.2500 Entered as: 000002500	<ul style="list-style-type: none"> Mandatory if applicable. In unit of lbs. and significant to 4 decimal positions. Default is zeroes.
499 – 499	Not available for File Types 1 and 3	Non-Incidental Enclosure Processing Category	Alphanumeric (1)	Refer to Appendix J, Table 12 for the complete list of Processing Category codes.	3	<ul style="list-style-type: none"> Default is spaces for non- applicable products.
500 – 500	All File Types (see rules)	Postal Routing Barcode	Alphanumeric (1)	Indicator of presence and / or type of 5-digit destination ZIP Code (postal routing barcode). Refer to Appendix J, Table 10 for the complete list of Postal Routing Barcode codes.	1	<ul style="list-style-type: none"> Field must contain a valid code. Default is a space.
501 – 502	File Types 1 and 2 (see rules)	Open and Distribute Contents Indicator	Alphanumeric (2)	Refer to Appendix J, Table 9 for the complete list of Open and Distribute Content Indicator Codes.	EF	<ul style="list-style-type: none"> Required for Open and Distribute mailings. Default is spaces for non- applicable products.
503 – 503	File Types 1 and 2 (see rules)	PO Box Indicator	Alphanumeric (1)	'Y' = Priority Mail Express Manifesting addressed to a PO Box.	N	<ul style="list-style-type: none"> Required for Priority Mail Express Default value is 'N'.

DETAIL RECORD 1 – Shipping Services File Record Version 1.6 Layout						
RATE/PAYMENT INFORMATION						
Record Position	Required Field	Field Name	Format (Size)	Description	Example	Content Rules and Limitations
504 - 504	File Types 1 and 2 (see rules)	Waiver of Signature/Carrier Release/ Merchant Override/ Customer Delivery Preference	Alphanumeric (1)	<p>Waiver of signature for Priority Mail Express®</p> <p>Carrier Release Product</p> <p>Merchant Override Electronic Signature Online used to opt-out of eSOL and require a physical signature upon delivery.</p> <p>Customer Delivery Preference- This option will be supported for Future Use.</p>	N	<p>Waiver of Signature - Mandatory for Priority Mail Express.</p> <ul style="list-style-type: none"> • Default value is 'Y'. • Required: Print 'WAIVER OF SIGNATURE' on label when value set to 'Y'. • Print 'SIGNATURE REQUIRED' on label when value set to 'N'. <ul style="list-style-type: none"> ◦ 'N' allows eSOL eligible <p>*****</p> <p>Carrier Release Product</p> <ul style="list-style-type: none"> • Cannot be used with signature services products • 1 = Mailer requests Carrier Release • 2 = Mailer does not request Carrier Release • Null = Default <p>*****</p> <p>Merchant Override</p> <ul style="list-style-type: none"> • 3 = Merchant Override Electronic Signature Online (eSOL) <ul style="list-style-type: none"> ◦ Physical Signature Required • Print 'SIGNATURE REQUIRED' on label when value set to '3' • Null = Default <p>*****</p> <p>Customer Delivery Preference- Future Use.</p>

DETAIL RECORD 1 – Shipping Services File Record Version 1.6 Layout						
RATE/PAYMENT INFORMATION						
Record Position	Required Field	Field Name	Format (Size)	Description	Example	Content Rules and Limitations
505 – 505	File Types 1 and 2 (see rules)	Delivery Option Indicator	Alphanumeric (1)	Refer to Appendix J, Table 4 for the complete list of Delivery Option Indicator codes.	1	<ul style="list-style-type: none"> Required for Priority Mail Express. Default value is '1'. For PMEOD, the Delivery Option Indicator of "E" is required.
506 - 507	File Types 1 and 2 (see rules)	Destination Delivery Point	Alphanumeric (2)	Destination Delivery Point - completes the 11-digit Delivery Point ZIP Code.	02	<ul style="list-style-type: none"> Numeric values (0-9) only. NOTE: Effective January 25, 2015, either the Destination Delivery address or the 11-digit delivery point validated ZIP Code for the delivery address must be included in the D1 record. When the 11-digit validated ZIP Code is provided this ZIP+4 must match the +4 in the 11-digit validated ZIP Code
508 – 532	All File Types (see rules)	Filler	Alphanumeric (25)	Filler for future use.		<ul style="list-style-type: none"> Must be spaces.

DETAIL RECORD 2 - Shipping Services File Record Version 1.6 Layout						
SPECIAL PRODUCT INFORMATION						
Record Position	Required Field	Field Name	Format (Size)	Description	Example	Content Rules and Limitations
001 - 002	All File Types (see rules)	Electronic File Detail Record ID	Alphanumeric (2)	A two-character system constant that identifies an electronic file detail record.	D2	'D2' is required.

DETAIL RECORD 2 - Shipping Services File Record Version 1.6 Layout						
SPECIAL PRODUCT INFORMATION						
Record Position	Required Field	Field Name	Format (Size)	Description	Example	Content Rules and Limitations
003 - 036	All File Types (see rules)	Tracking Number	Alphanumeric (34)	<p>IMpb Tracking number used on package. May include routing information and Package Identification Code (PIC).</p> <p>Commercial Mailer 3-digits - '420' 5-digits - Routing ZIP Code 4-digits - Routing +4 2-digits - AI (92 or 93) 3-digits - STC 6- or 9-digits - MID If six-digit MID, 10- or 14-digit serial # If nine-digit MID, 7- or 11-digit serial # 1-digit - check digit</p> <p>Online Mailer 3-digits - '420' 5-digits - Routing ZIP Code 4-digits - Routing +4 2-digits - AI 94 3-digits - STC 2-digits - source identifier for your system 6- or 9-digits - MID 5 or 8-digits, serial number depending on construct used 1-digit - check digit</p> <p>Legacy Tracking number use on package. 2-digits - "91" AI 2-digits - STC 9-digits - MID 8-digits - Variable- length serial number from 2 to 8-digits. 1-digit - check digit</p>	Refer to Appendix J, Table 1 for the complete list of label examples.	<p>Tracking number must be unique for 120 days from first use.</p> <p>3-digits '420' are the routing application identifier. Used only when including a Routing ZIP Code.</p> <p>5-digits Routing ZIP Code and 4-digits Routing +4 are optional.</p> <p>Left justified trailing spaces.</p> <p>Must use a 9-digit ZIP Code in the IMpb for Hold for Pickup.</p> <p>MRS piece (any piece with extra service 980) must use a Barcode Construct of C01, C05, N02 or N05 – a 9-digit ZIP code.</p>

DETAIL RECORD 2 - Shipping Services File Record Version 1.6 Layout						
SPECIAL PRODUCT INFORMATION						
Record Position	Required Field	Field Name	Format (Size)	Description	Example	Content Rules and Limitations
037 –084	File Types 1 and 2 (see rules)	Recipient Name	Alphanumeric (48)	Ship to name of addressee.	JOHN DOE	Required for all signature products. Recommended for all products. Default is spaces.
085 –132	File Types 1 and 2 (see rules)	Delivery Address	Alphanumeric (48)	Delivery Address in the destination address.	123 MAIN ST	Required for all mail and packages, however 11-digit Destination Delivery Point ZIP+4 Code can be provided as an alternative in the Detail 1 Record. May contain secondary unit designator, such as APT or SUITE, for Accountable mail.) The following Special Characters (hyphen, forward slash and period) are allowed. This field is not to be used for the city or state.

DETAIL RECORD 2 - Shipping Services File Record Version 1.6 Layout						
SPECIAL PRODUCT INFORMATION						
Record Position	Required Field	Field Name	Format (Size)	Description	Example	Content Rules and Limitations
133 –160	File Types 1 and 2 (see rules)	City Name	Alphanumeric (28)	City name of the destination address.	Reston	Field is required, unless a verified 11-digit DPV is provided for the mailpiece.
161 –162	File Types 1 and 2 (see rules)	State	Alphanumeric (2)	Two-character state code of the destination address.	VA	Default is spaces for International mail.
163-167	File Types 1 and 2 (see rules)	Delivery ZIP Code	Numeric (5)	Destination 5-digit ZIP Code.	22201	Must be 5-digits. Numeric values (0-9) only. If International, all zeroes.
168-171	File Types 1 and 2 (see rules)	Destination ZIP+4	Alphanumeric (4)	Destination ZIP+4	2804	Numeric values (0-9) only. If International, all zeroes. Default to spaces if not available.
172-235	File Types 1 and 2 (see rules)	Recipient E-mail Address	Alphanumeric (64)	E-mail address of recipient.	johnsmith@usps.gov	Required for Hold For Pickup. Default is spaces.
236-299	File Types 1 and 2 (see rules)	Recipient SMS Number	Alphanumeric (64)	Phone number at which recipient will receive text messages.	5555551234	Required for Hold For Pickup. Default is spaces.
300-347	File Types 1 and 2 (see rules)	Sender Name	Alphanumeric (48)	Name of sender.	Jane Doe	Required for Hold For Pickup. Default is spaces.

DETAIL RECORD 2 - Shipping Services File Record Version 1.6 Layout						
SPECIAL PRODUCT INFORMATION						
Record Position	Required Field	Field Name	Format (Size)	Description	Example	Content Rules and Limitations
348-411	File Types 1 and 2 (see rules)	Sender E-mail Address	Alphanumeric (64)	E-mail address of sender.	janedoe@usps.gov	Information is required for Hold For Pickup for the customer to receive the Hold for Pickup notification. Default is spaces.
412-475	File Types 1 and 2 (see rules)	Sender SMS Number	Alphanumeric (64)	Phone number at which sender will receive text messages.	5555551235	Information is required for Hold For Pickup for the customer to receive the Hold for Pickup notification. Default is spaces.
476-498	All File Types (see rules)	Filler	Alphanumeric (23)	For future use.		Must be spaces

Appendix B: Shipping Services File Version 1.7

HEADER RECORD 1 - Shipping Services File Version 1.7 Layout						
Record Position	Required Field	Field Name	Format (Size)	Description	Example	Content Rules and Limitations
001 - 002	All File Types (see rules)	Header Record ID	Alphanumeric (2)	A 2-character system constant that identifies a header record.	H1	'H1' is required.
003 - 036	All File Types (see rules)	Electronic File Number	Alphanumeric (34)	<p>Unique number assigned to identify the electronic file.</p> <p>Commercial Mailer 2-digits - AI (92 or 93) 3-digits - '750' 6- or 9-digits - MID If six-digit MID, 10- or 14-digit serial # If nine-digit MID, 7- or 11-digit serial # 1-digit - check digit</p> <p>Online Mailer 2-digits - AI 94 3-digits - '750', '757', or '759' 2-digits - source identifier for your system 6- or 9-digits - MID 5 or 8-digits, serial number depending on construct used 1-digit - check digit</p>	9275012345678 912345678	<p>Mailer ID must be that of the company transmitting the file. (all file types)</p> <p>Must be unique for 120 days from first use.</p> <p>Left justified trailing spaces.</p> <p>Commercial Mailers must use the following valid barcode constructs: C04, C08, C09 or C10.</p> <p>Online Mailers must use the following valid barcode constructs: N01 – N10.</p> <p>AI 91 and STC 50 are not acceptable in this field.</p> <p>Use Service Type Code "750" when either a PS Form 3152, PS Form 3650 or PS Form 8125 will be printed.</p> <p>Use Service Type Code "757" when a PS Form 5630 (SCAN form) will be printed. To be used by Online shippers who offer use of the Shipment Confirmation Acceptance Notice (SCAN) form</p> <p>Use 759 when the user has requested the integrated SCAN form / carrier pickup form.</p>

Appendix B – Shipping Services File 1.7

HEADER RECORD 1 - Shipping Services File Version 1.7 Layout						
Record Position	Required Field	Field Name	Format (Size)	Description	Example	Content Rules and Limitations
037 – 037	All File Types (see rules)	Electronic File Type	Numeric(1)	'1' - Postage & Tracking File '2' - Tracking File '3' - Returns Service '4' - Corrections	1	'1' - used for electronic Verification System (eVS). '2' - used for Delivery/ Signature Confirmation, Scan-Based Payment customers and other Extra Services. '3' - used for Parcel Returns Services. '4' - used for Corrections.
038 - 045	All File Types (see rules)	Date of Mailing	Numeric(8)	Date mail is tendered to USPS	2008-01-27 Entered as: 20080127	YYYYMMDD format. Numeric values (0-9) only.
046 - 051	All File Types (see rules)	Time of Mailing	Numeric(6)	Time mail is tendered to USPS (estimated)	13:15:00 Entered as: 131500	HHMMSS, military format and time shall be valid. Numeric values (0-9) only.
052 - 052	All File Types (see rules)	Entry Facility Type	Alphanumeric(1)	Type of USPS facility where mail is tendered 'A' – ADC 'B' – NDC 'D' – DDU 'F' – ASF 'H' – HUB 'I' - ISC 'S' – SCF	A	For origin or destination entry facilities. Required for Drop Ship Mailers. Required for Parcel Return Service mailers to note pick-up facility type. Required only for Destination Entry. Enter space for Origin Entry
053 - 057	All File Types (see rules)	Entry Facility ZIP Code	Numeric(5)	5-digit ZIP Code of postal facility where the mail is tendered	22201	Numeric only (0-9). Required for Commercial USPS Ground Advantage (formerly First-Class Package Service)
058 - 061	All File Types (see rules)	Entry Facility ZIP +4	Numeric(4)	ZIP +4 Code of postal facility where mail is tendered	4313	Numeric only (0-9).

Appendix B – Shipping Services File 1.7

HEADER RECORD 1 - Shipping Services File Version 1.7 Layout						
Record Position	Required Field	Field Name	Format (Size)	Description	Example	Content Rules and Limitations
062 - 063	File Types 1 and 2 (see rules)	Direct Entry Origin Country Code	Alphanumeric(2)	Two character standardized IMM International country code where Direct Entry Mail originated	CN	Required for Direct Entry Mailings. Default is spaces.
064 - 066	File Types 1 and 2 (see rules)	Shipment Fee Code	Alphanumeric(3)	Code for a fee that applies to the entire shipment such as Pickup on Demand fee	PKF	Currently used for Pickup on Demand fee Default is spaces.
067 - 072	File Types 1 and 2 (see rules)	Extra Fee for Shipment	Numeric(6) Define as : 9999V99	Fee for entire shipment, such as Pickup on Demand fee	\$13.40 Entered as: 001340	Currently used for Pickup on Demand fee Default is zeroes.
073 - 074	All File Types (see rules)	Containerization Indicator	Alphanumeric(2)	Containerization Indicator	01	Containerization Values: '01' = a 5 Digit Containerization (No DE Captured) '02', '03' both represent a 3 Digit Containerization - to be used for either NDC ('03') entry or SCF ('02') entry – but these mailpieces are expected to be worked at the Destination Processing facility and a DE captured.
075 - 077	All File Types (see rules)	USPS Electronic File Version Number		USPS Electronic File Version Number	1.7 Entered as: 017	Shall be 017

HEADER RECORD 1 - Shipping Services File Version 1.7 Layout						
Record Position	Required Field	Field Name	Format (Size)	Description	Example	Content Rules and Limitations
078 - 089	All File Types (see rules)	Transaction ID	Alphanumeric(12)	Unique 12-digit number assigned to associate manifests to file transmissions within a 24-hour period	200806010001	<p>Required field for commercial mailers (AI 92 or 93). Not required for online mailers (AI 94).</p> <p>Transaction ID is a field that is used to group files together that are submitted with the Transaction ID in reports. This allows mailers with multiple mailing sites or multiple daily files to group files together that may be submitted independently (by site or file) for easier reconciliation.</p> <p>This field shall follow the format of year, date, month and a numeric sequence number to be valid.</p> <p>Valid format: YYYYMMDD####</p>
090 - 093	All File Types (see rules)	Software Vendor Code	Alphanumeric(4)	Code from vendor software to identify the developer of the shipping/manifesting system	1234	<p>Required for manifests generated by vendor-provided software.</p> <p>Code provided by vendor software.</p> <p>Default is spaces for non-vendor's solutions.</p>
094 - 101	All File Types (see rules)	Software Vendor Product Version Number	Alphanumeric(8)	Shipping/manifesting software's product version number	5.02.3A	<p>Required for manifests generated by vendor-provided software.</p> <p>Default is spaces for non-vendor's solutions.</p> <p>Left-justified, trailing spaces.</p> <p>Provided by vendor software.</p>

Appendix B – Shipping Services File 1.7

HEADER RECORD 1 - Shipping Services File Version 1.7 Layout						
Record Position	Required Field	Field Name	Format (Size)	Description	Example	Content Rules and Limitations
102 - 110	All File Types (see rules)	File Record Count	Numeric(9)	Total number of all records in electronic file to include Header Record, Container Record(s) and all Detail Records	000001517	Leading zeroes required. Sum of H1 record, C1 record(s), D1 record(s), D2 record(s), D3 record(s) and D4 record(s)
111-119	All File Types (see rules)	Mailer ID	Alphanumeric(9)	Mailer ID shall be that of the MID certified for tile transmission (All file types)	969001726	Mailer ID contained in the Electronic File Number, 6 or 9 digit MID. 6 digit MID, left justified, trailing spaces.
120 - 130	All File Types (see rules)	Filler	Alphanumeric(11)	Filler for future use		Spaces are required.

Appendix B – Shipping Services File 1.7

CONTAINER RECORD 1 - Shipping Services File Version 1.7 Layout						
Record Position	Required Field	Field Name	Format (Size)	Description	Example	Content Rules and Limitations
001 - 002	All File Types (see rules)	Container Record ID	Alphanumeric(2)	A 2-character system constant that identifies a header record.	C1	'C1' is required if a Container Record is being included.
003 - 036	All File Types (see rules)	Container ID	Alphanumeric(34)	Barcode on container.	2220101271234 56789912345	This may be a valid IM Container Barcode, IM Tray Barcode, or a Trailer Placard Barcode.
037 - 038	All File Types (see rules)	Container Type	Alphanumeric(2)	Describes type of container for Container ID 1.	SK	Refer to Appendix J, Table 3 for the complete list of Container Type IDs.
039 - 072	All File Types (see rules)	Electronic File Number	Alphanumeric(34)	Unique number assigned to identify the electronic file.	9275012345678 912345678	The same EFN from the H1 record associated with the packages in this container.
073 - 077	All File Types (see rules)	Destination ZIP Code	Numeric(5)	Destination 5-digit ZIP Code.	22201	Should identify the USPS facility where the container will be dropped / presented for shipping. Shall be 5 digits. Numeric values (0-9) only.
078-100	All File Types (see rules)	Filler	Alphanumeric(22)	Filler for future use.		Spaces are required.

DETAIL RECORD D1 - Shipping Services File Version 1.7 Layout						
TRACKING INFORMATION						
Record Position	Required Field	Field Name	Format (Size)	Description	Example	Content Rules and Limitations
001 - 002	All File Types (see rules)	Detail Record ID	Alphanumeric(2)	A 2-character system constant that identifies a detail record.	D1	'D1' is required.
003 - 036	All File Types (see rules)	Tracking Number	Alphanumeric(34)	<p>For Domestic files provide IMpb Tracking number used on package. May include routing information and Package Identification Code (PIC).</p> <p>Commercial Mailer 3-digits - '420' 5-digits - Routing ZIP Code 4-digits - Routing +4 2-digits - AI (92 or 93) 3-digits - STC 6- or 9-digits - MID If six-digit MID, 10- or 14-digit serial # If nine-digit MID, 7- or 11-digit serial # 1-digit - check digit</p> <p>Online Mailer 3-digits - '420' 5-digits - Routing ZIP Code 4-digits - Routing +4 2-digits - AI 94 3-digits - STC 2-digits - source identifier for your system 6- or 9-digits - MID 5 or 8-digits, serial number depending on construct used 1-digit - check digit</p>	<p>Refer to Appendix J, Table 1 for the complete list of label examples.</p> <p>Refer to Export Compliance Data Requirements document, Section 2.3, Table 1 for the complete list of Customs Barcode requirements and examples</p>	<p>Tracking number must be unique for 120 days from first use.</p> <p>Over Labeling Rules: This Tracking Number represents the Tracking Number of the label that was placed over the Original Tracking Number. The Original Tracking Number should be included in positions 515-548.</p> <p>3-digits '420' are the routing application identifier. Used only when including a Routing ZIP Code.</p> <p>5-digits Routing ZIP Code and 4-digits Routing +4 are optional.</p> <p>Left justified trailing spaces.</p> <p>Must use a 9-digit ZIP Code in the IMpb for Hold for Pickup.</p>

DETAIL RECORD D1 - Shipping Services File Version 1.7 Layout						
TRACKING INFORMATION						
Record Position	Required Field	Field Name	Format (Size)	Description	Example	Content Rules and Limitations
003 – 036 (continued)	All File Types (see rules)	Tracking Number	Alphanumeric(34)	<p>Legacy Tracking number use on package 2-digits - "91" AI 2-digits - STC 9-digits - MID 8-digits - Variable length serial number from 2 to 8-digits. 1-digit - check digit</p> <p>For International files, provide the 13-character Customs Barcode in the Tracking Number. See below for barcode format. 13-character barcode includes:</p> <p>2 character Service Indicator *A-Z* 8-digit Package Sequence Number 1-digit - Check digit 2 character origin country code</p>		
037 - 038	All File Types (see rules)	Class of Mail	Alphanumeric(2)	A 2-character code for Class of Mail.	PM	Refer to Appendix J, Table 8 for the complete list of Mail Class codes.
039 - 042	All File Types (see rules) / International Rule Not for File Type 3	Service Type Code	Alphanumeric(4)	Refer to Appendix I for the complete list of 3- digit Service Type Codes.	IMPB: 055 Legacy: 01	For International labels, the STC field will be spaces.

DETAIL RECORD D1 - Shipping Services File Version 1.7 Layout						
TRACKING INFORMATION						
Record Position	Required Field	Field Name	Format (Size)	Description	Example	Content Rules and Limitations
043 - 046	All File Types (see rules)	Barcode Construct Code	Alphanumeric(4)	A 3-character code to identify the construct of the Tracking Number. Refer to Appendix J, Table 1 for the complete list of Barcode Construct codes	C06	Constructs available to be used by commercial customers begin with "C". C01 - C10. Constructs available to be used by online customers begin with "N". N01- N10. Left justified, trailing spaces. For International labels, the barcode construct field will be spaces or I01. File Type 1 and 3 – Legacy Barcode Code Construct – L01 only. File Type2 – Legacy Barcode Constructs – L01 through L04.
047 - 051	All File Types (see rules)	Destination ZIP Code	Alphanumeric(5)	Destination 5-digit ZIP Code.	22201	Shall be 5 digits. Numeric values (0-9) only. If International, all zeroes. NOTE: Either the Destination Delivery address or the 11-digit delivery point validated ZIP Code for the delivery address must be included in the D1 record. When the 11-digit validated ZIP Code is provided this ZIP+4 must match the +4 in the 11-digit validated ZIP. Code Required for Commercial USPS Ground Advantage (formerly First-Class Package Service)

DETAIL RECORD D1 - Shipping Services File Version 1.7 Layout						
TRACKING INFORMATION						
Record Position	Required Field	Field Name	Format (Size)	Description	Example	Content Rules and Limitations
052 - 055	File Types 1 and 2 (see rules)	Destination ZIP+4	Alphanumeric(4)	Destination ZIP Code +4 digit add -on of Domestic ZIP Code.	2804	<p>Required for Hold For Pickup Online.</p> <p>NOTE: Either the Destination Delivery address or the 11-digit delivery point validated ZIP Code for the delivery address must be included in the D1 record.</p> <p>When the 11-digit validated ZIP Code is provided this ZIP+4 must match the ZIP+4 in the 11-digit validated ZIP Code.</p> <p>Numeric values (0-9) only.</p> <p>Default to spaces if not available.</p> <p>Open and Distribute - If the Destination Facility Type = "D" (DDU) then required.</p> <p>If International, all zeroes or spaces.</p>
056 - 056	File Types 1 and 2 (see rules)	Destination Facility Type	Alphanumeric(1)	Type of USPS facility where mail is tendered. 'A' – ADC 'B' – NDC 'D' – DDU 'F' – ASF 'H' – HUB 'I' - ISC 'S' – SCF	A	<p>Required for Open and Distribute mailings. Default is spaces.</p>
057 - 058	File Types 1 and 2 (see rules) Not available for File Type 3	Destination Country Code	Alphanumeric(2)	Two character standardized IMM International country codes as listed in the International Mail Manual (IMM).	JP	<p>Required for all International, 2-char Country Code listed in the International Mail Manual (IMM).</p> <p>Default is spaces for all Domestic.</p>

Appendix B – Shipping Services File 1.7

DETAIL RECORD D1 - Shipping Services File Version 1.7 Layout						
TRACKING INFORMATION						
Record Position	Required Field	Field Name	Format (Size)	Description	Example	Content Rules and Limitations
059 - 069	File Types 1 and 2 (see rules) Not available for File Type 3	Foreign Postal Code	Alphanumeric(11)	Destination Foreign Country Postal Code for an International consignee.	A0A9A0	Conditionally required, must be populated for all foreign destinations that use Postal Codes. Left justified. Default is spaces for Domestic and only foreign destinations that do not use Postal Codes.
070 - 074	File Types 1 and 2 (see rules) Not available for File Type 3	Carrier Route	Alphanumeric(5)	Carrier Route code.	C009	Default is spaces.
075 - 083	All File Types (see rules)	Logistics Manager Mailer ID	Alphanumeric(9)	MID of company that manages the mailing of this shipment. This would be a different company other than the consolidator. Six- or Nine- Digit Mailer ID.	912345678	The MID in this field must belong to a CERTIFIED customer in order to receive a copy of the scan extract file if requested. Six-digit MID is left justified, trailing spaces. Default is spaces.

DETAIL RECORD D1 - Shipping Services File Version 1.7 Layout						
TRACKING INFORMATION						
Record Position	Required Field	Field Name	Format (Size)	Description	Example	Content Rules and Limitations
084 - 092	All File Types (see rules)	Mail Owner Mailer ID	Alphanumeric(9)	MID of mail owner. Six- or Nine- Digit Mailer ID..	912345678 or 612345	The MID in this field must belong to a CERTIFIED customer in order to receive a copy of the scan extract file if requested. MID value is a numeric value (0-9) only. Default is spaces. Six Digit MID is left justified, trailing spaces. Required for all international. This is the Mailer ID provided to USPS when the tracking number range was requested.
093 – 126	All File Types (see rules)	Container ID 1	Alphanumeric(34)	Barcode on container. This may be a valid IM Container Barcode, IM Tray Barcode, or a Trailer Placard Barcode.	2220101271234567 89912345	Required for Open and Distribute only when the contents in the container are also manifested. Default is spaces. For more information on the Intelligent Mail Tray label and barcode click on the following link: https://postalpro.usps.com/mailing/intelligent-mail-tray-label For more information on the Intelligent Mail Container label and barcode click on the following link: https://postalpro.usps.com/mailing/intelligent-mail-container-barcode

DETAIL RECORD D1 - Shipping Services File Version 1.7 Layout						
TRACKING INFORMATION						
Record Position	Required Field	Field Name	Format (Size)	Description	Example	Content Rules and Limitations
127 – 128	All File Types (see rules)	Container Type 1	Alphanumeric(2)	Describes type of container for Container ID 1. Refer to Appendix J, Table 3 for the complete list of Container Type IDs.	SK	Shall be populated if Container ID 1 field is populated. Default is spaces.
129 – 162	All File Types (see rules)	Container ID 2	Alphanumeric(34)	Barcode on container. This may be a valid IM Container Barcode, IM Tray Barcode, or a Trailer Placard Barcode.	99M1234567890000 12345678	Default is spaces.
163 – 164	All File Types (see rules)	Container Type 2	Alphanumeric(2)	Describes type of container for Container ID 2. Refer to Appendix J, Table 3 for the complete list of Container Type IDs.	PT	Shall be populated if Container ID 2 field is populated. Default is spaces.
165 – 198	All File Types (see rules)	Container ID 3	Alphanumeric(34)	Barcode on container. This may be a valid IM Container Barcode, IM Tray Barcode, or a Trailer Placard Barcode.	99T123456789123	Default is spaces.
199 – 200	All File Types (see rules)	Container Type 3	Alphanumeric(2)	Describes type of container for Container ID 3. Refer to Appendix J, Table 3 for the complete list of Container Type IDs.	BL	Shall be populated if Container ID 3 field is populated. Default is spaces.

DETAIL RECORD D1 - Shipping Services File Version 1.7 Layout						
TRACKING INFORMATION						
Record Position	Required Field	Field Name	Format (Size)	Description	Example	Content Rules and Limitations
201 – 215	All File Types (see rules)	Mail Owner Customer Registration ID (CRID)	Alphanumeric(15)	CRID of Mail Owner		Used by mailing agent to identify mail owner. Default is spaces.
216 – 245	None (see rules)	Customer Reference Number 1	Alphanumeric(30)	Customer's internal reference number.	123456 Refer to Export Compliance Data Requirements document, Section 3.3 for the complete list of Mailer Label Barcode Convention requirements and examples https://postalpro.usps.com/node/3973	Used for customer internal identification purposes. For Domestic files, please provide the Customer's internal reference number Default is spaces. Required for all IPA, ISAL, CeP and any other international shipments tendered to the USPS in presort receptacles. Please provide the 24-character Mailer Barcode in the Customer Reference Number. See below for barcode format. 24-character barcode includes: 10-digit Permit Number (Customer ID) 1 char IMB_Product_Code 1 char IMB_Service_Code 1 char IMB_Mailer_Receptacle_Type_Code 3 char Destination Exchange Office Code a unique 8-digit sequential code.
246 – 260	All File Types (see rules)	FAST Reservation Number	Alphanumeric(15)	Confirmation Number received when making a scheduled appointment for mail dropped at a postal facility.	AB1234567856	Strongly recommend inclusion in the file when FAST appointments are scheduled. Alphanumeric values (A-Z, 0-9) only. No embedded spaces. Default is spaces.

DETAIL RECORD D1 - Shipping Services File Version 1.7 Layout						
TRACKING INFORMATION						
Record Position	Required Field	Field Name	Format (Size)	Description	Example	Content Rules and Limitations
261 – 268	All File Types (see rules)	FAST Scheduled Induction Date	Numeric(8)	Scheduled date for mail drop at a postal facility.	20080127	Strongly recommend inclusion in the file when FAST appointments are scheduled. YYYYMMDD Date shall be valid. Numeric values (0-9) only.
269 – 274	All File Types (see rules)	FAST Scheduled Induction Time	Numeric(6)	Scheduled time for mail drop at a postal facility.	131500	Strongly recommend inclusion in the file when FAST appointments are scheduled. HHMMSS Military format and time shall be valid. Numeric values (0-9) only.
275 – 284	All File Types (see rules)	Payment Account Number	Numeric(10)	USPS account number from which this mailing will be paid: Permit Number Federal Agency Number	0012345678	This field required if using Permit imprint or Federal Agency Number. Leading zeroes required. Numeric values (0-9) only. If using stamps, meter, Bill Me Later, or PC Postage, then fill with zeroes.
285 – 286	All File Types (see rules)	Method of Payment	Numeric(2)	Payment system used for mailing: '01' Permit System '03' Federal Agency '04' PC Postage '05' Smart Meter '06' Other Meter '07' Stamps '20' Electronic Payment System	01	Shall be USPS approved payment method for mail being tendered. File Type 1 and 3 (eVS/PRS) shall be '01' Permit system.

Appendix B – Shipping Services File 1.7

DETAIL RECORD D1 - Shipping Services File Version 1.7 Layout						
TRACKING INFORMATION						
Record Position	Required Field	Field Name	Format (Size)	Description	Example	Content Rules and Limitations
287 – 291	All File Types (see rules)	Post Office of Account ZIP Code	Alphanumeric(5)	5-digit ZIP Code of Post Office issuing Permit Number, meter license, or pre- canceled stamp.		Must be 5-digits. Numeric values (0-9) only. File Type 1 and 3 (eVS/PRS) must be 20260. File Type 1 and 3 (eVS/PRS) must be 20260. File Type 2 – 5-digit ZIP Code of Post Office issuing Permit Number, meter license, or pre- canceled stamp.
292 – 311	All File Types (see rules)	Meter Serial Number	Alphanumeric(20)	Serial number of meter used for postage.	5678123598	Required if method of payment is '05' or '06'. Default is spaces.
312 – 317	All File Types (see rules)	Chargeback Code	Alphanumeric(6)	Code used with Federal Agency Number or code for customer's internal use.	123456	Code for customer's internal use. Default is spaces.
318 – 324	All File Types (see rules)	Postage	Numeric(7) Defined as: 9999v999	Postage (excluding Extra Service fees and surcharges) less any work share discount.	\$5.69 Entered as: 0005690	Leading zeroes required. Numeric values (0-9) only. In unit of dollars and rounded to the nearest tenth of cent.
325 – 325	All File Types (see rules)	Postage Type	Alphanumeric(1)	'P' - Published 'C' - Customized 'A' - Commercial Plus Pricing 'B' - Commercial Based Pricing 'R' - Retail	P	Indicates whether the postage is based on published or negotiated rates. Default is spaces.

Appendix B – Shipping Services File 1.7

DETAIL RECORD D1 - Shipping Services File Version 1.7 Layout						
TRACKING INFORMATION						
Record Position	Required Field	Field Name	Format (Size)	Description	Example	Content Rules and Limitations
326 – 347	All File Types (see rules)	Customized Shipping Services Contracts (CSSC) Number	Alphanumeric(22)	Contract number for a negotiated rate.	AB123	Default is spaces.
348 – 361	All File Types (see rules)	Customized Shipping Services Contracts Product ID	Alphanumeric(14)	Product ID consists of the mail class, incentive, date, customer and version number.	PSR090108A B001	Default is spaces.
362 – 362	All File Types (see rules)	Unit of Measure Code	Numeric(1)	Unit of measurement for mailpiece weight: '1' - LBS '2' - OZ '3' - KILOS	1	Field shall contain a USPS defined valid code. Default is '1' – LBS
363 – 371	All File Types (see rules)	Weight	Numeric(9) Defined as: 99999v9999	Mailpiece weight. In unit of measure and significant to 4 decimal positions. (Exclude weight of non-incident enclosure Position. 489-497)	14.3 lbs. Entered as 000143250	Leading zeroes required. Numeric values (0-9) only.
372 – 372	All File Types (see rules)	Processing Category	Alphanumeric(1)	Refer to Appendix J, Table 12 for the complete list of Processing Category codes.	3	For Open and Distribute, the processing category "O" is required. For Returns, the processing category "R" is required.

DETAIL RECORD D1 - Shipping Services File Version 1.7 Layout						
TRACKING INFORMATION						
Record Position	Required Field	Field Name	Format (Size)	Description	Example	Content Rules and Limitations
373 – 374	All File Types (see rules)	Rate Indicator	Alphanumeric(2)	Refer to Appendix J, Table 11 for the complete list of Rate Indicator codes	FR	For Parcel Select with Destination Rates, use 'Single Piece' for the Rate Indicator. For PMEOD the rate indicator "PA" is required. For PMOD the rate indicator "SP" is required. For Commercial Plus Pricing the rate indicator of "UA", "U3", or "U5" is required.
375 – 375	All File Types (see rules)	Destination Rate Indicator	Alphanumeric(1)	Refer to Appendix J, Table 5 for the complete list of Destination Rate Indicator codes.	D	Required for destination entry packages. Default is 'N' for non- applicable products. File Type 1 - Required for Open and Distribute mailings. Default is 'N' for all other eVS/PRS mail class/products.
376 – 377	All File Types (see rules)	Domestic Zone	Alphanumeric(2)	Refer to Appendix J, Table 14 for the complete list of ZONE codes.	Zone 3 Entered as: 03 Local Zone Entered as: LC	Required for products with rates based on zones. Leading zeroes required if numeric. Default is zeroes for non- applicable products. Required for Commercial USPS Ground Advantage (formerly First-Class Package Service)

DETAIL RECORD D1 - Shipping Services File Version 1.7 Layout						
TRACKING INFORMATION						
Record Position	Required Field	Field Name	Format (Size)	Description	Example	Content Rules and Limitations
378 – 382	File Type 1 and 2 (see rules)	Length	Numeric(5) Defined as: 999v99	Dimensional Length	30.25 Entered as: 03025	<p>The length is the measurement of the longest dimension.</p> <p>Length in inches. Required for GXG and domestic Priority Mail Local and Zones 1-9; Parcel Select Ground Zones 1-9; Parcel Select all entries and Zones 1-5; Priority Mail Express Zones 1-9.</p> <p>Required for any rate indicator for Cubic Tier pricing.</p> <p>Required when rate indicator = DR or DN.</p> <p>If DR or DN is not populated in Rate Indicator, but dimensions (LxWxH) are provided then parcel will be assessed as dimensional</p>
383 – 387	File Type 1 and 2 (see rules)	Width	Numeric(5) Defined as: 999v99	Dimensional Width or Girth	12.75 Entered as: 01275	<p>Width in inches. Required for GXG and domestic Priority Mail Local and Zones 1-9; Parcel Select Ground Zones 1-9; Parcel Select all entries and Zones 1-5; Priority Mail Express Zones 1-9</p> <p>Required for any rate indicator for Cubic Tier pricing.</p> <p>Zero-filled if not applicable.</p> <p>Required when rate indicator = DR or DN.</p> <p>If DR or DN is not populated in Rate Indicator, but dimensions (LxWxH) are provided then parcel will be assessed as dimensional</p>

DETAIL RECORD D1 - Shipping Services File Version 1.7 Layout						
TRACKING INFORMATION						
Record Position	Required Field	Field Name	Format (Size)	Description	Example	Content Rules and Limitations
388 – 392	File Type 1 and 2 (see rules)	Height	Numeric(5) Defined as: 999v99	Dimensional Height	2.50 Entered as:00250	Height in inches. Required for GXG and domestic Priority Mail Local and Zones 1-9; Parcel Select Ground Zones 1-9; Parcel Select all entries and Zones 1-5; Priority Mail Express Zones 1-9 . Required for any rate indicator Cubic Tier pricing. Zero-filled if not applicable. Required when rate indicator = DR or DN. If DR or DN is not populated in Rate Indicator, but dimensions (LxWxH) are provided then parcel will be assessed as dimensional
393 – 398	File Type 1 and 2 (see rules)	Dimensional Weight	Numeric(6) Defined as: 9999v99	Dimensional Weight	7.88 Entered as: 000788	Leading zeroes required, when populated. For GXG (LL*WW*HH)/166 (zero-0 filled from left) Space-filled if calculated value of DW rate < or = value of rate of actual weight. For domestic Priority Mail Local and Zones 1-9; Parcel Select Ground Zones 1-9; Parcel Select all entries and Zones 1-5; Priority Mail Express Zones 1-9; (LLL*WW*HH)/166 (zero-filled from left) -Non-Rect. ((LLL*WW*HHG)*0.785)/166 -Space-filled if calculated value of DW rate < or = value of rate of actual weight. If not applicable, default is zeros.

Appendix B – Shipping Services File 1.7

DETAIL RECORD D1 - Shipping Services File Version 1.7 Layout						
TRACKING INFORMATION						
Record Position	Required Field	Field Name	Format (Size)	Description	Example	Content Rules and Limitations
399 – 401	All File Types (see rules)	Extra Service Code 1st Service	Alphanumeric(3)	2 or 3 digit extra service code. IMPB: Refer to Appendix J, Table 7-1 for the complete list of 3-digit Extra Service codes. Legacy: Refer to Appendix J, Table 7-2 for the complete list of 2-digit Extra Service codes.	910	Field contains one Extra Service Code. Required when one Extra Service Code is used. Legacy: 2-digit extra service code with trailing space.
402 – 407	All File Types (see rules)	Extra Service Fee 1st Service	Numeric(6) Defined as: 9999v99	Fee for 1st Extra Service Code	\$.25 Entered as: 000025	Required when Extra Service Code 1st Service is populated.
408 – 410	All File Types (see rules)	Extra Service Code 2nd Service	Alphanumeric(3)	2 or 3-digit extra service code. IMPB: Refer to Appendix J, Table 7-1 for the complete list of 3-digit Extra Service codes. Legacy: Refer to Appendix J, Table 7-2 for the complete list of 2-digit Extra Service codes.	915	Field contains one Extra Service Code. Required when one Extra Service Code is used. Legacy: 2-digit extra service code with trailing space.
411 – 416	All File Types (see rules)	Extra Service Fee 2nd Service	Numeric(6) Defined as: 9999v99	Fee for 2nd Extra Service Code	\$1.40 Entered as: 000140	Required when Extra Service Code 2nd Service is populated. Default is zeroes.

Appendix B – Shipping Services File 1.7

DETAIL RECORD D1 - Shipping Services File Version 1.7 Layout						
TRACKING INFORMATION						
Record Position	Required Field	Field Name	Format (Size)	Description	Example	Content Rules and Limitations
417 – 419	All File Types (see rules)	Extra Service Code 3rd Service	Alphanumeric(3)	2 or 3-digit Extra Service Code. IMPB: Refer to Appendix J, Table 7-1 for the complete list of 3-digit Extra Service codes. Legacy: Refer to Appendix J, Table 7-2 for the complete list of 2-digit Extra Service codes	921	Field contains one Extra Service Code. Required when one Extra Service Code is used. Legacy: 2-digit Extra Service Code with trailing space.
420 – 425	All File Types (see rules)	Extra Service Fee 3rd Service	Numeric(6) Defined as: 9999v99	Fee for 3rd Extra Service Code	\$.85 Entered as: 000085	Required when Extra Service Code 3rd Service is populated. Default is zeroes.
426 – 428	All File Types (see rules)	Extra Service Code 4th Service	Alphanumeric(3)	2 or 3-digit extra service code. IMPB: Refer to Appendix J, Table 7-1 for the complete list of 3-digit Extra Service codes. Legacy: Refer to Appendix J, Table 7-2 for the complete list of 2-digit Extra Service codes	921	Field contains one Extra Service Code. Required when one Extra Service Code is used. Legacy: 2-digit Extra Service Code with trailing space.
429 – 434	All File Types (see rules)	Extra Service Fee 4th Service	Numeric(6) Defined as: 9999v99	Fee for 4th Extra Service Code.	\$.85 Entered as: 000085	Required when Extra Service Code 4th Service is populated. Default is zeroes.

Appendix B – Shipping Services File 1.7

DETAIL RECORD D1 - Shipping Services File Version 1.7 Layout						
TRACKING INFORMATION						
Record Position	Required Field	Field Name	Format (Size)	Description	Example	Content Rules and Limitations
435 – 437	All File Types (see rules)	Extra Service Code 5th Service	Alphanumeric(3)	2 or 3-digit extra service code. IMPB: Refer to Appendix J, Table 7-1 for the complete list of 3-digit Extra Service codes. Legacy: Refer to Appendix J, Table 7-2 for the complete list of 2-digit Extra Service codes.	931	Field contains one Extra Service Code. Required when one Extra Service Code is used. Legacy: 2-digit extra service code with trailing space.
438 – 443	All File Types (see rules)	Extra Service Fee 5th Service	Numeric(6) Defined as: 9999v99	Fee for 5th Extra Service Code.	\$.85 Entered as: 000085	Required when Extra Service Code 5th Service is populated. Default is zeroes.
444 – 450	All File Types (see rules)	Value of Article	Numeric(7) Defined as: 99999v99	Wholesale cost of article.	\$500.00 Entered as: 0050000	Mandatory if insurance is being included as an Extra Service. Required if insured. Default is zeroes.
451 – 456	All File Types (see rules)	COD Amount Due Sender	Numeric(6) Defined as: 9999v99	Dollar amount due on delivery.	\$206.00 Entered as: 020600	Required if package is COD. Default is zeroes.
457 – 460	File Type 2 (see rules) Not available for File Type 1 and 3	Handling Charge	Numeric(4) Defined as: 99v99	Handling charge for Registered Mail valued at more than \$25,000.	\$20.50 Entered as: 002050	Required if USPS Ground Advantage (formerly First-Class Package Service) with Registered service valued more than \$25,000. Default is zeroes.
461 – 462	All File Types (see rules)	Surcharge Type	Alphanumeric(2)	Refer to Appendix J, Table 13 for the complete list of Surcharge Type codes.	A1	Default is spaces.

Appendix B – Shipping Services File 1.7

DETAIL RECORD D1 - Shipping Services File Version 1.7 Layout						
TRACKING INFORMATION						
Record Position	Required Field	Field Name	Format (Size)	Description	Example	Content Rules and Limitations
463 – 469	All File Types (see rules)	Surcharge Amount	Numeric(7) Defined as: 9999v999	In unit of dollars and rounded to 3 decimals.	\$1.656 Entered as: 0001656	Numeric values (0-9) only. Leading zeroes required. Default is zeroes for non- applicable products.
470 – 471	All File Types (see rules)	Discount Type	Alphanumeric(2)	Refer to Appendix J, Table 6 for the complete list of Discount Type codes.	D1	Default is spaces.
472 – 478	All File Types (see rules)	Discount Amount	Numeric(7) Defined as: 9999v999	In unit of dollars and rounded to 3 decimals.	\$1.656 Entered as: 0001656	Numeric values (0-9) only. Leading zeroes required. Default is zeroes for non- applicable products.
479 – 480	Not valid for File Types 1 and 3 (see rules)	Non-Incidental Enclosure Rate Indicator	Alphanumeric(2)	Refer to Appendix J, Table 11 for the complete list of Rate Indicator codes.	SP	Mandatory if applicable. Default is spaces if not applicable.
481 – 482	Not valid for File Types 1 and 3 (see rules)	Non-Incidental Enclosure Class	Alphanumeric(2)	Refer to Appendix J, Table 8 for the complete list of Mail Class codes.	FC	Mandatory if applicable. Default is spaces if not applicable.

DETAIL RECORD D1 - Shipping Services File Version 1.7 Layout						
TRACKING INFORMATION						
Record Position	Required Field	Field Name	Format (Size)	Description	Example	Content Rules and Limitations
483 – 489	Not valid for File Types 1 and 3 (see rules)	Non-Incidental Enclosure Postage	Numeric(7) Defined as: 9999v999	Postage amount for the non-incidental enclosure. In unit of dollars and rounded to the nearest tenth of cent.	\$.33 Entered as: 0000330	Mandatory if applicable. Default is zeroes, if not applicable.
490 – 498	Not valid for File Types 1 and 3 (see rules)	Non-Incidental Enclosure Weight	Numeric(9) Defined as: 99999v9999	Individual weight of the non-incidental enclosure.	0.2500 Entered as: 000002500	Mandatory if applicable. In unit of lbs and significant to 4 decimal positions. Default is zeroes, if not applicable.
499 – 499	Not valid for File Types 1 and 3 (see rules)	Non-Incidental Enclosure Processing Category	Alphanumeric(1)	Refer to Appendix J, Table 12 for the complete list of Processing Category codes.	3	Default is spaces for non- applicable products.
500 – 500	All File Types (see rules)	Postal Routing Barcode	Numeric(1)	Indicator of presence and / or type of 5-digit destination ZIP Code (postal routing barcode). Refer to Appendix J, Table 10 for the complete list of Postal Routing Barcode codes.	1	Field shall contain a valid code. Default is a space.
501 – 502	File Types 1 and 2 (see rules)	Open and Distribute Contents Indicator	Alphanumeric(2)	Refer to Appendix J, Table 9 for the complete list of Open and Distribute Content Indicator Codes.	EF	Required for Open and Distribute mailings. Default is spaces for non- applicable products.

DETAIL RECORD D1 - Shipping Services File Version 1.7 Layout						
TRACKING INFORMATION						
Record Position	Required Field	Field Name	Format (Size)	Description	Example	Content Rules and Limitations
503 – 503	File Types 1 and 2 (see rules)	PO Box Indicator	Alphanumeric(1)	'Y' = Priority Mail Express Manifesting addressed to a PO Box.	N	Required for Priority Mail Express. Default value is 'N'.
504- 504	File Types 1 and 2 (see rules)	Waiver of Signature/Carrier Release/ /Merchant Override/Customer Delivery Preference	Alphanumeric(1)	Waiver of signature for Priority Mail Express®. Carrier Release Product. Merchant Override Electronic Signature Online used to opt-out of eSOL and require a physical signature upon delivery. Customer Delivery Preference- This option will be supported for Future Use.	N	Waiver of Signature - Mandatory for Priority Mail Express. Default value is 'Y'. Required: Print 'WAIVER OF SIGNATURE' on label when value set to 'Y'. Print 'SIGNATURE REQUIRED' on label when value set to 'N'. 'N' allows eSOL eligible'. ***** Carrier Release Product Cannot be used with Signature Services products 1 = Mailer requests Carrier Release 2 = Mailer does not request Carrier Release Null = Default ***** Merchant Override 3= Merchant Override Electronic Signature Online (eSOL) Physical Signature Required Print 'SIGNATURE REQUIRED' on label when value set to '3' NULL = Default ***** Customer Delivery Preference- Future Use.

DETAIL RECORD D1 - Shipping Services File Version 1.7 Layout						
TRACKING INFORMATION						
Record Position	Required Field	Field Name	Format (Size)	Description	Example	Content Rules and Limitations
505 – 505	File Types 1 and 2 (see rules)	Delivery Option Indicator	Alphanumeric(1)	Refer to Appendix J, Table 4 for the complete list of Delivery Option Indicator codes.	1	Required for Priority Mail Express. For PMEOD, the Delivery Option Indicator of “E” is required. Default value is ‘1’.
506 - 507	File Types 1 and 2 (see rules)	Destination Delivery Point	Alphanumeric(2)	Destination Delivery Point - completes the 11-digit Delivery Point ZIP Code.	02	Numeric values (0-9) only. If International, all zeroes. Default spaces if not available. NOTE: Either the Destination Delivery address or the 11-digit delivery point validated ZIP Code for the delivery address must be included in the D1 record. When the 11-digit validated ZIP Code is provided this ZIP+4 must match the +4 in the 11-digit validated ZIP Code.
508 - 508	File Type 4 (see rules)	Unused Label/Removal Indicator	Alphanumeric(1)	“Y” Customer indicates the label will not be used.	Y	Field shall contain a valid code (space or “Y”). Default is a space.
509 - 510	File Types 1 and 2 (see rules)	Tracking Indicator	Alphanumeric(2)	Indicates that the Original Tracking Number is included in field position 515 –548 and that the item has been Overlabeled or includes a Return Receipt PS Form 3811.	“01”	If the item has been Overlabeled, set this field to ‘01’. If the item is being accompanied by a Return Receipt PS Form 3811, set the field to ‘02’. This field should only be populated when an Original Tracking Number in field position 515-548 is also present. Default is spaces. Right justified.

DETAIL RECORD D1 - Shipping Services File Version 1.7 Layout						
TRACKING INFORMATION						
Record Position	Required Field	Field Name	Format (Size)	Description	Example	Content Rules and Limitations
511 - 514	File Types 1 and 2 (see rules)	Original Tracking Number Barcode Construct Code	Alphanumeric(4)	<p>A 3-character code to identify the construct of the Over label Tracking Number.</p> <p>Refer to Appendix J, Table 1 for the complete list of Barcode Construct codes.</p>	C06	<p>Constructs available to be used by commercial customers begin with "C". C01 - C10.</p> <p>Constructs available to be used by online customers begin with "N". N01- N10.</p> <p>Left justified, trailing spaces.</p> <p>For International labels, the barcode construct field will be spaces or I01.</p> <p>File Type 1 and 3 – Legacy Barcode Code Construct – L01 only.</p> <p>File Type2 – Legacy Barcode Constructs – L01 through L04.</p>
515 – 548	File Types 1 and 2 (see rules)	Original Tracking Number	Alphanumeric(34)	<p>Populate this field in only two scenarios:</p> <p>1) Overlabel - when an item has been relabeled with a new tracking number and its original tracking number has previously been provided to the USPS in electronic data. The tracking number contained in field position 003-036 is the new tracking number, the tracking number in this field is the initial tracking number for the item. Tracking indicator in field position 509-510 should be set to 01.</p> <p>2) Return Receipt - when an item includes Return Receipt PS Form 3811(Green Card). The Tracking Indicator in field position 509-510 should be set to 02 and the tracking number on the Return Receipt should be in this field.</p>	<p>Refer to Appendix J, Table 1 for the complete list of label examples.</p> <p>Tracking Number for a Return Receipt uses Service Type Code 909: 959094010000519 1000012</p>	<p>Tracking number shall be unique for 120 days from first use.</p> <p>3-digits '420' are the routing application identifier. Used only when including a Routing ZIP Code.</p> <p>5-digits Routing ZIP Code and 4-digits Routing +4 are optional.</p> <p>Left justified trailing spaces.</p> <p>Should be populated only when item is overlabeled or is accompanied by a Return Receipt.</p>
549 - 578	All File Types (see rules)	Customer Reference Number 2	Alphanumeric(30)	Customer's internal reference number.	123456	<p>Used for customer internal identification purposes.</p> <p>Default is spaces</p>

DETAIL RECORD D1 - Shipping Services File Version 1.7 Layout						
TRACKING INFORMATION						
Record Position	Required Field	Field Name	Format (Size)	Description	Example	Content Rules and Limitations
579 - 626	File Types 1 and 2 (see rules)	Recipient Name	Alphanumeric(48)	Ship to name of addressee.	JOHN DOE	Required for all signature products. Recommended for all products. Default is spaces.
627 - 674	File Types 1 and 2 (see rules)	Destination Delivery Address	Alphanumeric(48)	Delivery Address	123 MAIN ST	Required for Accountable mail and International mail. NOTE; Destination Delivery Address and/or the 11-digit Destination Delivery Point are required. May contain secondary unit designator, such as APT or SUITE, for Accountable mail.) The following Special Characters (hyphen, forward slash and period) are allowed. This field is not to be used for the city or state.
675 - 677	None (see rules)	Ancillary Service Endorsement	Alphanumeric(3)	Address Correction Service Code and Option. 'A' = Change Service Option 1 'B' = Change Service Option 2 'C' = Address Service Option 1 'D' = Address Service Option 2 'L' = Address Service Option 3 'M' = Address Service Option 4 'E' = Address Service-BPRS 'F' = Return Service Option 1 'G' = Return Service Option 2 'O' = Return Service Option 3 'H' = Temp Return Service Option 1 'I' = Temp Return Service Option 2 'J' = Shipper Paid Forward Option 1 'K' = Shipper Paid Forward Option 2 'Z' = Forwarding Service Option 1 'N' = No Endorsement		Future Use Default is spaces

Appendix B – Shipping Services File 1.7

DETAIL RECORD D1 - Shipping Services File Version 1.7 Layout						
TRACKING INFORMATION						
Record Position	Required Field	Field Name	Format (Size)	Description	Example	Content Rules and Limitations
678 - 686	None (see rules)	Address Service Participant Code	Alphanumeric(9)	6 or 9 digit Mailer ID or a 7 digit Alphanumeric code		Future Use Left justified, trailing spaces Default is spaces
687 – 702	None (see rules)	Key Line	Alphanumeric(16)	The Mailer/Shippers identification to the recipient		Future Use Default is spaces
703 - 750	None (see rules)	Return Address	Alphanumeric(48)	Address of Sender	123 MAIN ST	Default is spaces Recommend for all products. Required for COD
751 – 778	None (see rules)	Return Address City	Alphanumeric(28)	City name of Sender address	Reston	Default is spaces Required for COD
779 - 780	None (see rules)	Return Address State	Alphanumeric(2)	Two character state code of the sender address	VA	Default is spaces Required for COD
781 – 785	None (see rules)	Return Address ZIP Code	Numeric(5)	5 digit ZIP code for sender address	22201	Sender's ZIP Code is required Shall be 5 digits Numeric values (0-9) only Required for COD
786 - 800	None (see rules)	Logistic Mailing Facility CRID	Alphanumeric(15)	CRID associated with the mail preparation facility where the shipment was prepared	987987	May be provided for File type 1 and 3 Default is spaces
801 - 888	All File Types (see rules)	Filler	Alphanumeric(88)	Filler for Future Use		Spaces are required

DETAIL RECORD D2 - Shipping Services File Version 1.7 Layout						
SPECIAL PRODUCT INFORMATION - Customers who include the address and/or Delivery Point in the D1 record may skip the D2 record for many products						
Record Position	Required Field	Field Name	Format (Size)	Description	Example	Content Rules and Limitations
001 - 002	All File Types (see rules)	Electronic File Detail Record ID	Alphanumeric(2)	A 2-character system constant that identifies an electronic file detail record.	D2	'D2' is required.
003 - 036	All File Types (see rules)	Tracking Number	Alphanumeric(34)	<p>IMpb Tracking number used on package. May include routing information and Package Identification Code (PIC).</p> <p>Commercial Mailer 3-digits - '420' 5-digits - Routing ZIP Code 4-digits - Routing ZIP+4 2-digits - AI (92 or 93) 3-digits - STC 6- or 9-digits - MID If six-digit MID, 10- or 14-digit serial # If nine-digit MID, 7- or 11-digit serial # 1-digit - check digit</p> <p>Online Mailer 3-digits - '420' 5-digits - Routing ZIP Code 4-digits - Routing ZIP+4 2-digits - AI 94 3-digits - STC 2-digits - source identifier for your system 6- or 9-digits - MID 5 or 8-digits, serial number depending on construct used 1-digit - check digit</p>	Refer to Appendix J, Table 1 for the complete list of label examples.	<p>Must be the same Tracking Number as the D1 Tracking Number.</p> <p>Tracking number must be unique for 120 days from first use.</p> <p>3-digits '420' are the routing application identifier. Used only when including a Routing ZIP Code.</p> <p>5-digits Routing ZIP Code and 4-digits Routing +4 are optional.</p> <p>Must use a 9-digit ZIP Code in the IMpb for Hold for Pickup.</p>

DETAIL RECORD D2 - Shipping Services File Version 1.7 Layout						
SPECIAL PRODUCT INFORMATION - Customers who include the address and/or Delivery Point in the D1 record may skip the D2 record for many products						
Record Position	Required Field	Field Name	Format (Size)	Description	Example	Content Rules and Limitations
003 – 036 (continued)	All File Types (see rules)	Tracking Number	Alphanumeric(34)	<p>Legacy Tracking number use on package</p> <p>2-digits -“91” AI</p> <p>2-digits - STC</p> <p>9-digits - MID</p> <p>8-digits - Variable length serial number from 2 to 8-digits.</p> <p>1-digit - check digit</p> <p>For International files, provide the 13-character Customs Barcode in the Tracking Number. See below for barcode format. 13-character barcode includes:</p> <p>2 character Service Indicator *A-Z*</p> <p>8-digit Package Sequence Number</p> <p>1-digit - Check digit</p> <p>2 character origin country code</p>		
037-132	All File Types (see rules)	Secondary Address Unit Designator or Urbanization Format	Alphanumeric(96)	<p>Destination Delivery Address Information or Additional Address Information Such as Apt Number</p>	<p>Urbanization: Four line address</p> <p>Mrs Jane Doe URB Las Gladi 150 Calle A San Juan PR 00926</p>	<p>Second field to include additional address information, such as “Urbanization”</p> <p>Allow the following characters ‘;’, ‘/’, ‘-’ and ‘#’</p> <p>48 char of secondary address</p>
133-160	File Types 1 and 2 (see rules)	City Name	Alphanumeric (28)	City name of the destination address.	Reston	Required

DETAIL RECORD D2 - Shipping Services File Version 1.7 Layout						
SPECIAL PRODUCT INFORMATION - Customers who include the address and/or Delivery Point in the D1 record may skip the D2 record for many products						
Record Position	Required Field	Field Name	Format (Size)	Description	Example	Content Rules and Limitations
161-162	File Types 1 and 2 (see rules)	State	Alphanumeric (2)	Two character state code of the destination address.	VA	Default is spaces for International mail.
163-167	File Types 1 and 2 (see rules)	Delivery ZIP Code	Numeric (5)	Destination 5-digit ZIP Code.	22201	Must be 5 digits. Numeric values (0-9) only. If International, all zeroes.
168-171	File Types 1 and 2 (see rules)	Delivery ZIP +4	Alphanumeric (4)	Destination +4 add on of Domestic ZIP Code.	2804	Numeric values (0-9) only. Default zeroes if not available. If International, all zeroes.
172 - 235	File Types 1 and 2 (see rules)	Recipient E-mail Address	Alphanumeric(64)	E-mail address of recipient.	johnsmith@usps.gov	Required for Hold For Pickup. Required if Recipient SMS number is not provided. Default is spaces. Conditionally required for International – refer to the Individual Country Listing for destination country requirements
236 - 299	File Types 1 and 2 (see rules)	Recipient SMS Number	Alphanumeric(64)	Phone number at which recipient will receive text messages.	5555551234	Required for Hold For Pickup. Required if Recipient E-mail address is not provided. Default is spaces. Conditionally required for International – refer to the Individual Country Listing for destination country requirements

DETAIL RECORD D2 - Shipping Services File Version 1.7 Layout						
SPECIAL PRODUCT INFORMATION - Customers who include the address and/or Delivery Point in the D1 record may skip the D2 record for many products						
Record Position	Required Field	Field Name	Format (Size)	Description	Example	Content Rules and Limitations
300 - 347	File Types 1 and 2 (see rules)	Sender Name	Alphanumeric(48)	Name of sender.	Jane Doe	Required for Hold For Pickup. Default is spaces.
348 - 411	File Types 1 and 2 (see rules)	Sender E-mail Address	Alphanumeric(64)	E-mail address of sender.	janedoe@usps.gov	Information is required for Hold For Pickup for the customer to receive the Hold for Pickup notification. Default is spaces. Conditionally required for International – refer to the Individual Country Listing for destination country requirements
412 - 475	File Types 1 and 2 (see rules)	Sender SMS Number	Alphanumeric(64)	Phone number at which sender will receive text messages.	5555551235	Information is required for Hold For Pickup for the customer to receive the Hold for Pickup notification. Default is spaces. Conditionally required for International – refer to the Individual Country Listing for destination country requirements
476 - 500	All File Types (see rules)	Filler	Alphanumeric(25)	For future use.		Spaces are required.

DETAIL RECORD D3 - Shipping Services File Version 1.7 Layout						
INTERNATIONAL CUSTOMS INFORMATION – For international, APO/FPO/DPO and PTFAS mailing						
Record Position	Required Field	Field Name	Format (Size)	Description	Example	Content Rules and Limitations
001-002	All File Types (see rules)	Electronic File Detail Record ID	Alphanumeric(2)	A 2-character system constant that identifies an electronic file detail record.	D3	'D3' is required.
003-036	All File Types (see rules)	Tracking Number	Alphanumeric(34)	<p>IMpb Tracking number used on package. May include routing information and Package Identification Code (PIC).</p> <p>Commercial Mailer 3-digits - '420' 5-digits - Routing ZIP Code 4-digits - Routing +4 2-digits - AI (92 or 93) 3-digits - STC 6- or 9-digits - MID If six-digit MID, 10- or 14-digit serial # If nine-digit MID, 7- or 11-digit serial # 1-digit - check digit</p> <p>Online Mailer 3-digits - '420' 5-digits - Routing ZIP Code 4-digits - Routing +4 2-digits - AI 94 3-digits - STC 2-digits - source identifier for your system 6- or 9-digits - MID 5 or 8-digits, serial number depending on construct used 1-digit - check digit</p>	Refer to Appendix J, Table 1 for the complete list of label examples	<p>Must be the same Tracking Number as the D1 Tracking Number.</p> <p>Tracking number must be unique for 120 days from first use.</p> <p>3-digits '420' are the routing application identifier. Used only when including a Routing ZIP Code.</p> <p>5-digits Routing ZIP Code and 4-digits Routing +4 are optional.</p> <p>Must use a 9-digit ZIP Code in the IMpb for Hold for Pickup.</p>

DETAIL RECORD D3 - Shipping Services File Version 1.7 Layout						
INTERNATIONAL CUSTOMS INFORMATION – For international, APO/FPO/DPO and PTFAS mailing						
Record Position	Required Field	Field Name	Format (Size)	Description	Example	Content Rules and Limitations
003 – 036 (continued)	All File Types (see rules)	Tracking Number	Alphanumeric(34)	<p>Legacy Tracking number use on package</p> <p>2-digits - "91" AI 2-digits - STC 9-digits - MID 8-digits - Variable length serial number from 2 to 8-digits. 1-digit - check digit</p> <p>For International files, provide the 13-character Customs Barcode in the Tracking Number. See below for barcode format. 13-character barcode includes:</p> <p>2 character Service Indicator *A-Z* 8-digit Package Sequence Number 1-digit - Check digit 2 character origin country code</p>		
037-070	All (see rules)	Customs Label Barcode Number	Alphanumeric(34)	Barcode number from the 2976 or 2976A declaration form.	CP123456789 US	<p>For Priority Mail International and First-Class International, this will be the same as the PIC.</p> <p>For Priority Mail Express International this number could be the same as the tracking number or different than the tracking number</p>
071-145	See rules	Sender Last Name	Alphanumeric(75)	Last Name of sender.	Doe	<p>Sender's Last name required unless Sender's Business name is present.</p> <p>Shall be at least 2 alpha characters A-Z.</p> <p>Left justified.</p>

DETAIL RECORD D3 - Shipping Services File Version 1.7 Layout						
INTERNATIONAL CUSTOMS INFORMATION – For international, APO/FPO/DPO and PTFAS mailing						
Record Position	Required Field	Field Name	Format (Size)	Description	Example	Content Rules and Limitations
146 -194	See rules	Sender First Name	Alphanumeric(49)	First Name of sender.	Jane	Sender's First name required if last name is present. Shall be at least 2 alpha characters A-Z. Left justified.
195 -195	None (see rules)	Sender Middle Initial	Alphanumeric(1)	Middle Initial of Sender	A	Left justified. Default is spaces.
196 -295	See rules	Sender Business Name	Alphanumeric(100)	Name of Sender's Business	Example Corporation	Sender's Business Name required if last name is not present. Shall be at least 2 alpha characters A-Z. Left justified.
296 -443	All File Types (see rules)	Sender Address	Alphanumeric(148)	Address of Sender.		Sender's Address is required. The following Special Characters (- , hyphen, forward slash and period) are allowed. Left justified.
444 -493	All File Types (see rules)	Sender City	Alphanumeric(50)	City name of Sender address	Reston	Sender's City is required. Left justified.
494 -495	All File Types (see rules)	Sender State	Alphanumeric(2)	Two character state code of the sender address	VA	Sender's State is required. Left justified.

DETAIL RECORD D3 - Shipping Services File Version 1.7 Layout						
INTERNATIONAL CUSTOMS INFORMATION – For international, APO/FPO/DPO and PTFAS mailing						
Record Position	Required Field	Field Name	Format (Size)	Description	Example	Content Rules and Limitations
496 -500	All File Types (see rules)	Sender ZIP Code	Numeric(5)	5 digit ZIP code for sender address.	22201	Sender's ZIP Code is required and must be a valid ZIP Code. Shall be 5 digits. Numeric values (0-9) only.
501 -504	None (see rules)	Sender Zip +4	Alphanumeric(4)	+4 add on of ZIP Code for sender address	2804	Numeric values (0-9) only. Default is zeroes.
505 -506	None (see rules)	Sender Delivery Point Code	Alphanumeric(2)	Destination Delivery Point - completes the 11 digit Delivery Point ZIP Code.	02	Numeric values (0-9) only. If International, all zeroes. Default to spaces if not available.
507 -536	None (see rules)	Sender Phone	Alphanumeric(30)	Phone number associated with the sender. Format for U.S. is: nnn-xxx- nxxx	202-555-1234	Left justified.
537 -538	All File Types (see rules)	Sender Country Code	Alphanumeric(2)	Country associated with sender's address - use two character IMM Code.	US	For international items the 2 char ISO Country Code is required. Left justified, default is spaces.

DETAIL RECORD D3 - Shipping Services File Version 1.7 Layout						
INTERNATIONAL CUSTOMS INFORMATION – For international, APO/FPO/DPO and PTFAS mailing						
Record Position	Required Field	Field Name	Format (Size)	Description	Example	Content Rules and Limitations
539 -613	See rules	Recipient Last Name	Alphanumeric(75)	Last Name of addressee.	DOE	Recipient's Last name required unless Recipient's Business name is present. Shall be at least 2 alpha characters A-Z. Left justified.
614 -662	See Rules	Recipient First Name	Alphanumeric(49)	First Name of addressee.	John	Recipient's First name required if Recipient's Last name is present. Shall be at least 2 alpha characters A-Z. Left justified.
663 -663	None (see rules)	Recipient Middle Initial	Alphanumeric(1)	Middle Initial of addressee	Z	Default is spaces.
664 -763	See Rules	Recipient Business Name	Alphanumeric(100)	Ship to business name	Example Inc.	Recipient's Business Name required if Recipient's Last name is not present. Shall be at least 2 alpha characters A-Z.

DETAIL RECORD D3 - Shipping Services File Version 1.7 Layout						
INTERNATIONAL CUSTOMS INFORMATION – For international, APO/FPO/DPO and PTFAS mailing						
Record Position	Required Field	Field Name	Format (Size)	Description	Example	Content Rules and Limitations
764 -911	All File Types (see rules)	Recipient Delivery Address	Alphanumeric(148)	Delivery Address in the destination address.	123 MAIN ST	Required for Accountable mail and international mail. (May contain secondary unit designator, such as APT or SUITE, for Accountable mail.) This field is not to be used for the city or state. The following Special Characters (-, hyphen, forward slash and period) are allowed.
912 -961	None (see rules)	Recipient City Name	Alphanumeric(50)	City name of the destination address.	Reston	Required Default is spaces.
962-1001	None (see rules)	International Province Name	Alphanumeric(40)	International Province Name of the destination address.	Ontario	Required for international mail to countries with Province Names. Left justified, default is spaces.
1002 - 1026	None (see rules)	Delivery Postal Code	Alphanumeric(25)	Foreign country postal codes or POSTNET representation.	A0A9A0	Required if used in the destination country. Left justified, default is spaces.

DETAIL RECORD D3 - Shipping Services File Version 1.7 Layout						
INTERNATIONAL CUSTOMS INFORMATION – For international, APO/FPO/DPO and PTFAS mailing						
Record Position	Required Field	Field Name	Format (Size)	Description	Example	Content Rules and Limitations
1027 - 1028	All File Types (see rules)	Delivery Country Code	Alphanumeric(2)	Two character standardized 2-digit IMM International country code. Required for International pieces as listed in the International Mail Manual (IMM)	JP	For international items the 2 char ISO Country Code is required. Default is spaces for Domestic.
1029 - 1029	See rules.	Importers Reference Type	Alphanumeric(1)	'1' = Tax Code '2' = VAT no. '3' = Importer Code ' ' = Space	2	If the "Importers Reference" field is not spaces, then "Importers Reference Type" is mandatory. See rule above for when the default value can be a space.
1030 - 1069	None (see rules)	Importers Reference	Alphanumeric(40)	Tax code / VAT no. / Importer Code	2332568794	Left justified. Default is spaces.
1070 - 1099	None (see rules)	Importers Telephone Number	Alphanumeric(30)	Telephone number of importer	01555268800 0	Left justified. Default is spaces.
1100 - 1129	None (see rules)	Importers Fax Number	Alphanumeric(30)	Fax number of Importer	01555268800 0	Left justified. Default is spaces.
1130 - 1169	None (see rules)	Importers E- mail Address	Alphanumeric(40)	E-mail address of Importer	janedoe@usps.gov	Left justified. Default is spaces.
1170 - 1178	None (see rules)	Postage Paid	Numeric(9) Define as: 9999999v99	Total amount of postage paid, including all fees and surcharges	\$12.34 Entered as 000001234	Leading zeroes required. Numeric values (0-9) only. Default is zeroes.

DETAIL RECORD D3 - Shipping Services File Version 1.7 Layout						
INTERNATIONAL CUSTOMS INFORMATION – For international, APO/FPO/DPO and PTFAS mailing						
Record Position	Required Field	Field Name	Format (Size)	Description	Example	Content Rules and Limitations
1179 – 1183	All File Types (see rules)	Net Weight (Pounds)	Numeric(5) Defined as: 999v99	Total package weight in pounds. Fractions of pounds are accepted.	1.75 lbs. Entered as 00175	Required total weight of all items before package tare weight. Either pounds or ounces shall be greater than zero. Pounds can be expressed as a fraction (eg. 0.75 lbs)
1184 - 1185	All File Types (see rules)	Net Weight (Ounces)	Numeric(2)	Total package weight in ounces.	2 oz. Entered as 02	Either pounds or ounces shall be greater than zero. Ounces should not exceed 15.
1186 - 1194	All File Types (see rules)	Total Package Value	Numeric(9) Define as 9999999V99	Total value of the package in US dollars.	125.00 Entered as 000012500	Shall be greater than zero. Cannot be less than the sum of all item values in the D4 record.
1195 - 1195	None (see rules)	Delivery Type	Alphanumeric(1)	1 = Airmail Priority, 2 = Surface Non- Priority	1	Default is spaces.

DETAIL RECORD D3 - Shipping Services File Version 1.7 Layout						
INTERNATIONAL CUSTOMS INFORMATION – For international, APO/FPO/DPO and PTFAS mailing						
Record Position	Required Field	Field Name	Format (Size)	Description	Example	Content Rules and Limitations
1196 - 1196	None (see rules)	Description of Package	Alphanumeric(1)	'1' = Merchandise '2' = Gift '3' = Document '4' = Commercial Sample '5' = Returned Goods '6' = Other (explanation in package comments field below) '7' = Humanitarian Donations '8' = Dangerous Goods	5	Required If the description of package = "3 Document" then a D4 document record is not required.
1197 - 1221	None (see rules)	Content Comments	Alphanumeric(25)	Any comments on the contents of the package.		Required when Description of Package is 6 – Other Left justified. Default is spaces.
1222 - 1222	None (see rules)	Package Restrictions	Alphanumeric(1)	'1' = Quarantine '2' = Sanitary Inspection '3' = Phytosanitary Inspection '4' = Other Restriction	1	Default is spaces.
1223 – 1247	None (see rules)	Package Restriction Comments	Alphanumeric(25)	Any restriction remarks.		Left justified. Default is spaces.
1248 – 1263	None (see rules)	License Number	Alphanumeric(16)	General export license. See the International Mail Manual, section 532.	5684351684	Left justified. Default is spaces. Conditionally required – shipper must determine if an export requires a license. See export.gov/article?id=Regulation for more information.

DETAIL RECORD D3 - Shipping Services File Version 1.7 Layout						
INTERNATIONAL CUSTOMS INFORMATION – For international, APO/FPO/DPO and PTFAS mailing						
Record Position	Required Field	Field Name	Format (Size)	Description	Example	Content Rules and Limitations
1264 – 1275	None (see rules)	Certificate Number	Alphanumeric(12)	If item is accompanied by a certificate number, enter it here.	5684351684	Left justified. Default is spaces.
1276 – 1290	None (see rules)	Invoice Number	Alphanumeric(15)	If item is accompanied by an Invoice number, enter it here. All commercial items should have an invoice.	5684351684	Left justified. Default is spaces.
1291 – 1291	None (see rules)	Senders Instructions in case of non-delivery	Alphanumeric(1)	"1" = Treat as abandoned "2" = Return to Sender "3" = Redirect Address	1	Default is spaces
1292 – 1299	None (see rules)	SDR Value	Numeric(8) Defined as: 99999v999	SDR Value of mail item	\$5.69 Entered as: 0005690	In unit of dollars and rounded to the nearest cent. Leading zeroes required. Numeric values (0-9) only. Default is zeroes.

DETAIL RECORD D3 - Shipping Services File Version 1.7 Layout						
INTERNATIONAL CUSTOMS INFORMATION – For international, APO/FPO/DPO and PTFAS mailing						
Record Position	Required Field	Field Name	Format (Size)	Description	Example	Content Rules and Limitations
1300 - 1324	None (see rules)	EEL	Alphanumeric(25)	Exemption or Exclusion Legend (EEL)	NOEEI 30.37(a)	<p>Required – either the EEL or the PFC must be populated with a valid value.</p> <p>An Exemption and Exclusion Legend (EEL) is required for international shipments valued at \$2500 or less and/or not requiring an export license. Example: NOEEI 30.37(a)</p> <p>A list of common exemptions is provided in the IMM subsection 526 – AES Exemption Left justified. Default is spaces.</p>

DETAIL RECORD D3 - Shipping Services File Version 1.7 Layout						
INTERNATIONAL CUSTOMS INFORMATION – For international, APO/FPO/DPO and PTFAS mailing						
Record Position	Required Field	Field Name	Format (Size)	Description	Example	Content Rules and Limitations
1325 - 1359	None (see rules)	PFC	Alphanumeric(35)	Proof of Filing Citation (PFC).	Example of the ITN they will receive: AES X2008093098 7654.	<p>Required – either the EEL or the PFC must be populated with a valid value.</p> <p>Federal regulations requires a PFC number for individual line items on PS Form 2976-A with a declared value greater than \$2,500.00. The AES/ITN number format is 'Xyyyymmddnnnnn'.</p> <p>Where: X - first character yyyy - 4 digit year mm - 2 digit month dd - 2 digit day nnnnnn - 6 digits</p> <p>Sample AES/ITN number: X20110112017850</p> <p>For assistance contact the AES/ITN help desk 1-800-549-0595.</p> <p>Left justified.</p> <p>Default is spaces.</p>
1360 - 1407	See Rules	Redirect Name	Alphanumeric(48)	Name of Redirect	Jane Doe	<p>If "3" is selected in the "Senders Instructions in case of non-delivery" field, then this field is mandatory.</p> <p>See rule above for when the default value can be spaces.</p> <p>Left justified.</p>

DETAIL RECORD D3 - Shipping Services File Version 1.7 Layout						
INTERNATIONAL CUSTOMS INFORMATION – For international, APO/FPO/DPO and PTFAS mailing						
Record Position	Required Field	Field Name	Format (Size)	Description	Example	Content Rules and Limitations
1408 - 1471	See Rules	Redirect E-mail Address	Alphanumeric(64)	E-mail address of Redirect	janedoe@usps.gov	If "3" is selected in the "Senders Instructions in case of non-delivery" field, then this field is mandatory. See rule above for when the default value can be spaces. Left justified.
1472 – 1535	See Rules	Redirect SMS Number	Alphanumeric(64)	Phone number at which redirect will receive text messages.	15552688000	If "3" is selected in the "Senders Instructions in case of non-delivery" field, then this field is mandatory. See rule above for when the default value can be spaces. Left justified.

DETAIL RECORD D3 - Shipping Services File Version 1.7 Layout						
INTERNATIONAL CUSTOMS INFORMATION – For international, APO/FPO/DPO and PTFAS mailing						
Record Position	Required Field	Field Name	Format (Size)	Description	Example	Content Rules and Limitations
1536– 1583	See Rules	Redirect Address	Alphanumeric(48)	Address of Redirect. This field is not to be used for the city or state.	123 MAINT ST	<p>If “3” is selected in the “Senders Instructions in case of non-delivery” field, then this field is mandatory.</p> <p>See rule above for when the default value can be spaces.</p> <p>The following Special Characters (-, hyphen, forward slash and period) are allowed.</p> <p>Left justified.</p>
1584 - 1611	See Rules	Redirect City	Alphanumeric(28)	City name of Redirect address	Reston	<p>If “3” is selected in the “Senders Instructions in case of non-delivery” field, then this field is mandatory.</p> <p>See rule above for when the default value can be spaces.</p> <p>Left justified.</p>

DETAIL RECORD D3 - Shipping Services File Version 1.7 Layout						
INTERNATIONAL CUSTOMS INFORMATION – For international, APO/FPO/DPO and PTFAS mailing						
Record Position	Required Field	Field Name	Format (Size)	Description	Example	Content Rules and Limitations
1612-1613	See Rules	Redirect State	Alphanumeric(2)	Two character state code of the Redirect address	VA	If “3” is selected in the “Senders Instructions in case of non-delivery” field, then this field is mandatory. See rule above for when the default value can be spaces. Left justified.
1614-1618	See Rules	Redirect Zip Code	Numeric(5)	5 digit ZIP code for Redirect address.	22201	If “3” is selected in the “Senders Instructions in case of non-delivery” field, then this field is mandatory. Shall be 5 digits. Numeric values (0-9) only. See rule above for when the default value can be zeroes. Left justified.
1619-1622	None (see rules)	Redirect Zip +4	Alphanumeric(4)	+4 add on of ZIP Code for Redirect address.	2804	Numeric values (0-9) only. Default is zeroes.
1623-1636	None (see rules)	Sender Customs Reference Number	Alphanumeric(14)	Customs reference number.		Left justified. Default is spaces
1637-1649	None (see rules)	Insured Number	Alphanumeric(13)	Insured Number	AB0999	Left justified. Default is spaces

DETAIL RECORD D3 - Shipping Services File Version 1.7 Layout						
INTERNATIONAL CUSTOMS INFORMATION – For international, APO/FPO/DPO and PTFAS mailing						
Record Position	Required Field	Field Name	Format (Size)	Description	Example	Content Rules and Limitations
1650-1658	None (see rules)	Insured Amount	Numeric(9) Defined as 999999.999	SDR Value of mail item	\$5.69 Entered as 0005690	Leading zeroes required numeric values (0-9) Default is zeroes.
1659-1675	All File Types (see rules)	Filler	Alphanumeric(17)	For future use		Spaces are required.

DETAIL RECORD D4 - Shipping Services File Version 1.7 Layout						
INTERNATIONAL CUSTOMS INFORMATION <i>(more than one D4 record may exist per mailpiece (D1) record)</i>						
Record Position	Required Field	Field Name	Format (Size)	Description	Example	Content Rules and Limitations
001 - 002	All File Types (see rules)	Electronic File Detail Record ID	Alphanumeric(2)	A 2-character system constant that identifies an electronic file detail record.	D4	'D4' is required.
003 - 036	All File Types (see rules)	Tracking Number	Alphanumeric(34)	<p>IMpb Tracking number used on package. May include routing information and Package Identification Code (PIC).</p> <p>Commercial Mailer 3-digits - '420' 5-digits - Routing ZIP Code 4-digits - Routing +4 2-digits - AI (92 or 93) 3-digits - STC 6- or 9-digits - MID If six-digit MID, 10- or 14-digit serial # If nine-digit MID, 7- or 11-digit serial # 1-digit - check digit</p> <p>Online Mailer 3-digits - '420' 5-digits - Routing ZIP Code 4-digits - Routing +4 2-digits - AI 94 3-digits - STC 2-digits - source identifier for your system 6- or 9-digits - MID 5 or 8-digits, serial number depending on construct used 1-digit - check digit</p>	Refer to Appendix J, Table 1 for the complete list of label examples.	<p>Must be the same Tracking Number as the D1 Tracking Number.</p> <p>Tracking number must be unique for 120 days from first use.</p> <p>3-digits '420' are the routing application identifier. Used only when including a Routing ZIP Code.</p> <p>5-digits Routing ZIP Code and 4-digits Routing +4 are optional.</p> <p>Left justified trailing spaces.</p> <p>Must use a 9-digit ZIP Code in the IMpb for Hold for Pickup.</p>

DETAIL RECORD D4 - Shipping Services File Version 1.7 Layout						
INTERNATIONAL CUSTOMS INFORMATION <i>(more than one D4 record may exist per mailpiece (D1) record)</i>						
Record Position	Required Field	Field Name	Format (Size)	Description	Example	Content Rules and Limitations
003 – 036 (continued)	All File Types (see rules)	Tracking Number	Alphanumeric(34)	<p>Legacy Tracking number use on package</p> <p>2-digits -“91” AI 2-digits - STC 9-digits - MID 8-digits - Variable length serial number from 2 to 8-digits. 1-digit - check digit</p> <p>For International files, provide the 13-character Customs Barcode in the Tracking Number. See below for barcode format. 13-character barcode includes:</p> <p>2 character Service Indicator *A-Z* 8-digit Package Sequence Number 1-digit - Check digit 2 character origin country code</p>		
037 – 039	All File Types (see rules)	Customs Item Detail Number	Numeric(3)	A sequential, incrementing number of each unique item enclosed in the package.	001	<p>Required</p> <p>Right justified, leading zeroes.</p> <p>First number should start at 001.</p>

DETAIL RECORD D4 - Shipping Services File Version 1.7 Layout						
INTERNATIONAL CUSTOMS INFORMATION <i>(more than one D4 record may exist per mailpiece (D1) record)</i>						
Record Position	Required Field	Field Name	Format (Size)	Description	Example	Content Rules and Limitations
040 – 051	All File Types (see rules)	Customs Category Article	Alphanumeric(12)	Harmonization Schedule (HS) tariff number, which shall be based on the Harmonized Commodity Description and Coding System developed by the World Customs Organization.		<p>For commercial senders only</p> <p>Conditionally required – this is the Harmonized Tariff Schedule code which may be required by the destination country to clear customs electronically.</p> <p>A list of HTS codes can be found here: https://hts.usitc.gov/export</p> <p>China has a unique set of tariff schedule codes.</p> <p>Since the final destination of an APO/FPO/DPO item is unknown, it is suggested that the HTS code always be populated for these shipments</p> <p>Left justified.</p> <p>Sample of actual HTS code: 6110.20 (6 digit level) & 6110.20.1010, 6110.20.1023, 6110.20.2005, etc. (10 digit level) – the periods are needed to determine the level of identification</p>
052 – 081	All File Types (see rules)	Customs Description	Alphanumeric(30)	Description of article in package.		<p>Required</p> <p>Description must be greater than 1 char</p> <p>NA is not a valid customs description</p>

Appendix B – Shipping Services File 1.7

DETAIL RECORD D4 - Shipping Services File Version 1.7 Layout						
INTERNATIONAL CUSTOMS INFORMATION <i>(more than one D4 record may exist per mailpiece (D1) record)</i>						
Record Position	Required Field	Field Name	Format (Size)	Description	Example	Content Rules and Limitations
082 – 085	All File Types (see rules)	Quantity	Numeric(4)	Total number of articles in package of this customs category.	0020	Required Value shall be greater than zero.
086 – 093	All File Types (see rules)	Value	Numeric(8) Defined as: 999999v99	Total value of articles in package of this Customs Category. In units of dollars and rounded to nearest cent.	\$100.00 Entered as: 00010000	Required Value shall be greater than zero.
094 – 098	All File Types (see rules)	Pounds	Numeric(5)	Net weight of articles in package of this customs category.	1.75 lbs. Entered as as 00175	Either pounds or ounces shall be greater than zero. Pounds can be expressed as a fraction (eg. 0.75 lbs)
099 - 100	All File Types (see rules)	Ounces	Numeric(2)	Net weight of articles in package of this customs category.	2 oz. Entered as 02	Either pounds or ounces shall be greater than zero. Ounces should not exceed 15.
101 – 102	None (see rules)	Country of Origin of Goods	Alphanumeric(2)	Two character standardized 2-digit IMM International country code. Required for International pieces.	JP	Conditionally required – the country code where the item was manufactured may be required by the destination country. Default is spaces.
103 - 120	All File Types (see rules)	Filler	Alphanumeric(18)	Filler for future use.		Spaces are required.

DETAIL RECORD G1 - Shipping Services File Record Version 1.7 Layout						
INTERNATIONAL CUSTOMS INFORMATION – For international, APO/FPO/DPO and PTFAS mailing						
Record Position	Required Field	Field Name	Format (Size)	Description	Example	Content Rules and Limitations
001-002	All (see rules)	Electronic File Detail Record ID	Alphanumeric(2)	A 2-character system constant that identifies an electronic file detail record.	G1	'G1' is required.
003-036	All (see rules)	Tracking Number	Alphanumeric(34)	<p>IMpb Tracking number used on package. May include routing information and Package Identification Code (PIC).</p> <p>Commercial Mailer 3-digits - '420' 5-digits - Routing ZIP Code 4-digits - Routing +4 2-digits - AI (92 or 93) 3-digits - STC 6- or 9-digits - MID If six-digit MID, 10- or 14-digit serial # If nine-digit MID, 7- or 11-digit serial # 1-digit - check digit</p> <p>Online Mailer 3-digits - '420' 5-digits - Routing ZIP Code 4-digits - Routing +4 2-digits - AI 94 3-digits - STC 2-digits - source identifier for your system 6- or 9-digits - MID 5 or 8-digits, serial number depending on construct used 1-digit - check digit</p>	Refer to Appendix J, Table 1 for the complete list of label examples.	<p>Required</p> <p>Must be the same Tracking Number as the D1 Tracking Number.</p> <p>Tracking number must be unique for 120 days from first use.</p> <p>3-digits '420' are the routing application identifier. Used only when including a Routing ZIP Code.</p> <p>5-digits Routing ZIP Code and 4-digits Routing +4 are optional.</p> <p>Must use a 9-digit ZIP Code in the IMpb for Hold for Pickup.</p>

DETAIL RECORD G1 - Shipping Services File Record Version 1.7 Layout						
INTERNATIONAL CUSTOMS INFORMATION – For international, APO/FPO/DPO and PTFAS mailing						
Record Position	Required Field	Field Name	Format (Size)	Description	Example	Content Rules and Limitations
003 – 036 (continued)	All File Types (see rules)	Tracking Number	Alphanumeric(34)	<p>Legacy Tracking number use on package</p> <p>2-digits -“91” AI</p> <p>2-digits - STC</p> <p>9-digits - MID</p> <p>8-digits - Variable length serial number from 2 to 8-digits.</p> <p>1-digit - check digit</p> <p>For International files, provide the 13-character Customs Barcode in the Tracking Number. See below for barcode format. 13-character barcode includes:</p> <p>2 character Service Indicator *A-Z*</p> <p>8-digit Package Sequence Number</p> <p>1-digit - Check digit</p> <p>2 character origin country code</p>		
037-070	All (see rules)	Customs Label Barcode Number	Alphanumeric(34)	Barcode number from the 2976 or 2976A declaration form.	CP123456789US	<p>Required</p> <p>For Priority Mail International and First Class International, this will be the same as the PIC.</p> <p>For Priority Mail Express International this number could be the same as the tracking number or different than the tracking number</p>

DETAIL RECORD G1 - Shipping Services File Record Version 1.7 Layout						
INTERNATIONAL CUSTOMS INFORMATION – For international, APO/FPO/DPO and PTFAS mailing						
Record Position	Required Field	Field Name	Format (Size)	Description	Example	Content Rules and Limitations
071-145	See Rules	Sender Last Name	Alphanumeric(75)	Last Name of sender.	Doe	Sender's Last name required unless Sender's Business name is present. Shall be at least 2 alpha characters A-Z.
146 -194	See Rules	Sender First Name	Alphanumeric(49)	First Name of sender.	Jane	Sender's First name required if last name is present. Shall be at least 2 alpha characters A-Z.
195 -195	None (see rules)	Sender Middle Initial	Alphanumeric(1)	Middle Initial of Sender	A	Default is spaces
196 -295	See Rules	Sender Business Name	Alphanumeric(100)	Name of Sender's Business	Example Corporation	Sender's Business Name required if last name is not present. Shall be at least 2 alpha characters A-Z.
296 -443	All (see rules)	Sender Address	Alphanumeric(148)	Address of Sender.	123 MAIN ST	Sender's Address is required. The following Special Characters (hyphen, forward slash and period) are allowed.

Appendix B – Shipping Services File 1.7

DETAIL RECORD G1 - Shipping Services File Record Version 1.7 Layout						
INTERNATIONAL CUSTOMS INFORMATION – For international, APO/FPO/DPO and PTFAS mailing						
Record Position	Required Field	Field Name	Format (Size)	Description	Example	Content Rules and Limitations
444 -493	All (see rules)	Sender City	Alphanumeric(50)	City name of Sender address	Reston	Sender's City is required.
494 -495	All (see rules)	Sender State	Alphanumeric(2)	Two character state code of the sender address	VA	Sender's State is required.
496 -500	All (see rules)	Sender ZIP Code	Alphanumeric (5)	5 digit ZIP code for sender address.	22201	Sender's ZIP Code is required. Shall be 5 characters. Numeric values (0-9) only
501 -504	None (see rules)	Sender Zip +4	Alphanumeric(4)	+4 add on of ZIP Code for sender address	2804	Numeric values (0-9) only Default is spaces
505 -506	None (see rules)	Sender Delivery Point Code	Alphanumeric(2)	Destination Delivery Point - completes the 11 digit Delivery Point ZIP Code.	02	Numeric values (0-9) only. Default is spaces
507 -536	None (see rules)	Sender Phone	Alphanumeric(30)	Phone number associated with the sender. Format for U.S. is: nnn-xxx-nnnn	202-555-1234	Default is spaces
537 -538	All (see rules)	Sender Country Code	Alphanumeric(2)	Country associated with sender's address - use 2 character ISO Code.	US	For International items the 2 char ISO Country Code is required Default is spaces

DETAIL RECORD G1 - Shipping Services File Record Version 1.7 Layout						
INTERNATIONAL CUSTOMS INFORMATION – For international, APO/FPO/DPO and PTFAS mailing						
Record Position	Required Field	Field Name	Format (Size)	Description	Example	Content Rules and Limitations
539 -613	See Rules	Recipient Last Name	Alphanumeric(75)	Last Name of addressee.	DOE	Recipient's Last name required unless Recipient's Business name is present. Shall be at least 2 alpha characters A-Z.
614 -662	See Rules	Recipient First Name	Alphanumeric(49)	First Name of addressee.	John	Recipient's First name required if Recipient's Last name is present. Shall be at least 2 alpha characters A-Z.
663 -663	None (see rules)	Recipient Middle Initial	Alphanumeric(1)	Middle Initial of addressee	Z	Default is spaces
664 -763	See Rules	Recipient Business Name	Alphanumeric(100)	Ship to business name	Example Inc.	Recipient's Business Name required if Recipient's Last name is not present. Shall be at least 2 alpha characters A-Z.

DETAIL RECORD G1 - Shipping Services File Record Version 1.7 Layout						
INTERNATIONAL CUSTOMS INFORMATION – For international, APO/FPO/DPO and PTFAS mailing						
Record Position	Required Field	Field Name	Format (Size)	Description	Example	Content Rules and Limitations
764 -911	See Rules	Recipient Delivery Address	Alphanumeric(148)	Delivery Address in the destination address. (May contain secondary unit designator, such as APT or SUITE, for Accountable mail.) This field is not to be used for the city or state.	123 MAIN ST	Required for Accountable mail and international mail. May contain secondary unit designator, such as APT or SUITE, for Accountable mail. The following Special Characters (-, hyphen, forward slash and period) are allowed. This field is not to be used for the city or state
912 -961	See Rules	Recipient City Name	Alphanumeric(50)	City name of the destination address.	London	Required
962-1001	See Rules	International Province Name	Alphanumeric(40)	International Province Name of the destination address.	Ontario	Mandatory for international mail to countries with Province Names. Default is spaces
1002 - 1026	See Rules	Delivery Postal Code	Alphanumeric(25)	Foreign country postal codes or POSTNET representation.	A0A9A0	Mandatory for international mail. Default is spaces

DETAIL RECORD G1 - Shipping Services File Record Version 1.7 Layout						
INTERNATIONAL CUSTOMS INFORMATION – For international, APO/FPO/DPO and PTFAS mailing						
Record Position	Required Field	Field Name	Format (Size)	Description	Example	Content Rules and Limitations
1027 - 1028	All (see rules)	Delivery Country Code	Alphanumeric(2)	Two character standardized 2-digit ISO International country code. Required for International pieces as listed in the International Mail Manual (IMM)	JP	Mandatory for International only. Default is spaces
1029 - 1029	See rules.	Importers Reference Type	Alphanumeric(1)	'1' = Tax Code '2' = VAT no. '3' = Importer Code Space	2	If the "Importers Reference" field is not spaces, then "Importers Reference Type" is mandatory. See rule above for when the default value can be a space.
1030 - 1069	None (see rules)	Importers Reference	Alphanumeric(40)	Tax code / VAT no. / Importer Code	2332568794	Default is spaces
1070 - 1099	None (see rules)	Importers Telephone Number	Alphanumeric(30)	Telephone number of importer	015552688000	Default is spaces
1100 - 1129	None (see rules)	Importers Fax Number	Alphanumeric(30)	Fax number of Importer	015552688000	Default is spaces

DETAIL RECORD G1 - Shipping Services File Record Version 1.7 Layout						
INTERNATIONAL CUSTOMS INFORMATION – For international, APO/FPO/DPO and PTFAS mailing						
Record Position	Required Field	Field Name	Format (Size)	Description	Example	Content Rules and Limitations
1130 - 1169	None (see rules)	Importers E-mail Address	Alphanumeric(40)	E-mail address of Importer	janedoe@usps.gov	Default is spaces
1170 - 1178	None (see rules)	Postage Paid	Numeric(9) Defined as: 9999999v99	Total amount of postage paid, including all fees and surcharges	\$12.34 Entered as 000001234	Leading zeroes required. Numeric values (0-9) only. Default is zeroes
1179 – 1183	All (see rules)	Net Weight (Pounds)	Numeric(5) Defined as: 999v99	Total package weight in pounds. Fractions of pounds are accepted.	1.75 lbs. Entered as 00175	Required total weight of all items before package tare weight. Either pounds or ounces shall be greater than zero. Pounds can be expressed as a fraction (eg. 0.75 lbs)
1184 - 1185	All (see rules)	Net Weight (Ounces)	Numeric(2)	Total package weight in ounces.	2 oz. Entered as 02	Either pounds or ounces shall be greater than zero. Ounces should not exceed 15.

DETAIL RECORD G1 - Shipping Services File Record Version 1.7 Layout						
INTERNATIONAL CUSTOMS INFORMATION – For international, APO/FPO/DPO and PTFAS mailing						
Record Position	Required Field	Field Name	Format (Size)	Description	Example	Content Rules and Limitations
1186 - 1194	All (see rules)	Total Package Value	Numeric(9) Define as 9999999V99	Total value of the package in US dollars.	125.00 Entered as 000012500	Shall be greater than zero.
1195 - 1195	None (see rules)	Delivery Type	Alphanumeric(1)	1 = Airmail Priority, 2 = Surface Non-Priority	1	Default is spaces
1196 - 1196	None (see rules)	Description of Package	Alphanumeric(1)	'1' = Merchandise '2' = Gift '3' = Document '4' = Commercial Sample '5' = Returned Goods '6' = Other (explanation in package comments field below) '7' = Humanitarian Donations '8' = Dangerous Goods	5	Required If the description of package = "3 Document" then a D4 document record is not required. If the Description of Package = "6 – Other" then a value for Content Comments must be provided
1197 - 1221	None (see rules)	Content Comments	Alphanumeric(25)	Any comments on the contents of the package.	Medicine	Required when Description of Package =6

DETAIL RECORD G1 - Shipping Services File Record Version 1.7 Layout						
INTERNATIONAL CUSTOMS INFORMATION – For international, APO/FPO/DPO and PTFAS mailing						
Record Position	Required Field	Field Name	Format (Size)	Description	Example	Content Rules and Limitations
1222 - 1222	None (see rules)	Package Restrictions	Alphanumeric(1)	'1' = Quarantine '2' = Sanitary Inspection '3' = Phytosanitary Inspection '4' = Other Restriction	1	Default is spaces
1223 – 1247	None (see rules)	Package Restriction Comments	Alphanumeric(25)	Any restriction remarks.		Default is spaces
1248 – 1263	None (see rules)	License Number	Alphanumeric(16)	General export license. See the International Mail Manual, section 532.	5684351684	Conditionally required – shipper must determine if an export requires a license. See https://www.trade.gov/us-export-regulations-0 for more information Default is spaces
1264 – 1275	None (see rules)	Certificate Number	Alphanumeric(12)	If item is accompanied by a certificate number, enter it here.	5684351684	Default is spaces
1276 – 1290	None (see rules)	Invoice Number	Alphanumeric(15)	If item is accompanied by an Invoice number, enter it here. All commercial items should have an invoice.	5684351684	Default is spaces

Appendix B – Shipping Services File 1.7

DETAIL RECORD G1 - Shipping Services File Record Version 1.7 Layout						
INTERNATIONAL CUSTOMS INFORMATION – For international, APO/FPO/DPO and PTFAS mailing						
Record Position	Required Field	Field Name	Format (Size)	Description	Example	Content Rules and Limitations
1291 – 1291	None (see rules)	Senders Instructions in case of non-delivery	Alphanumeric(1)	“1” = Treat as abandoned “2” = Return to Sender “3” = Redirect Address	1	Default is spaces
1292 – 1299	None (see rules)	SDR Value	Numeric(8) Defined as: 99999v999	SDR Value of mail item	\$5.69 Entered as: 0005690	Leading zeroes required, when populated. Default to zeroes, when not applicable. Numeric values (0-9) only. In unit of dollars and rounded to the nearest cent
1300 - 1324	None (see rules)	EEL	Alphanumeric(25)	Exemption or Exclusion Legend (EEL)	NOEEI 30.37(a)	Required – either the EEL or the PFC must be populated with a valid value. An Exemption and Exclusion Legend (EEL) is required for international shipments valued at \$2500 or less and/or not requiring an export license. Example: NOEEI 30.37(a) A list of common exemptions is provided in the IMM subsection 526 – AES Exemption

DETAIL RECORD G1 - Shipping Services File Record Version 1.7 Layout						
INTERNATIONAL CUSTOMS INFORMATION – For international, APO/FPO/DPO and PTFAS mailing						
Record Position	Required Field	Field Name	Format (Size)	Description	Example	Content Rules and Limitations
1325 - 1359	None (see rules)	PFC	Alphanumeric(35)	Proof of Filing Citation (PFC).	Example of the ITN they will receive: AES X20080930987654.	Required – either the EEL or the PFC must be populated with a valid value. A Proof of Filing Citation (PFC) is required for international shipments valued over \$2500 and/or requiring an export license. The mailer shall go to www.aesdirect.gov to obtain an Internal Transaction Number (ITN).
1360 - 1407	See Rules	Redirect Name	Alphanumeric(48)	Name of Redirect	Jane Doe	If “3” is selected in the “Senders Instructions in case of non-delivery” field, then this field is mandatory. Default is spaces
1408 - 1471	See Rules	Redirect E-mail Address	Alphanumeric(64)	E-mail address of Redirect	janedoe@usps.gov	If “3” is selected in the “Senders Instructions in case of non-delivery” field, then this field is mandatory. Default is spaces
1472 – 1535	See Rules	Redirect SMS Number	Alphanumeric(64)	Phone number at which redirect will receive text messages.	15552688000	If “3” is selected in the “Senders Instructions in case of non-delivery” field, then this field is mandatory. Default is spaces

DETAIL RECORD G1 - Shipping Services File Record Version 1.7 Layout						
INTERNATIONAL CUSTOMS INFORMATION – For international, APO/FPO/DPO and PTFAS mailing						
Record Position	Required Field	Field Name	Format (Size)	Description	Example	Content Rules and Limitations
1536– 1583	See Rules	Redirect Address	Alphanumeric(48)	Address of Redirect. This field is not to be used for the city or state.	123 MAINT ST	If “3” is selected in the “Senders Instructions in case of non-delivery” field, then this field is mandatory. Default is spaces
1584 - 1611	See Rules	Redirect City	Alphanumeric(28)	City name of Redirect address	Reston	If “3” is selected in the “Senders Instructions in case of non-delivery” field, then this field is mandatory. Default is spaces
1612-1613	See Rules	Redirect State	Alphanumeric(2)	Two character state code of the Redirect address	VA	If “3” is selected in the “Senders Instructions in case of non-delivery” field, then this field is mandatory. Default is spaces
1614-1618	See Rules	Redirect Zip Code	AlphaNumeric(5)	5 digit ZIP code for Redirect address.	22201	If “3” is selected in the “Senders Instructions in case of non-delivery” field, then this field is mandatory. Shall be 5 digits. Numeric values (0-9) only.
1619-1622	None (see rules)	Redirect Zip +4	Alphanumeric(4)	+4 add on of ZIP Code for Redirect address.	2804	Numeric values (0-9) only. Default is spaces

DETAIL RECORD G1 - Shipping Services File Record Version 1.7 Layout						
INTERNATIONAL CUSTOMS INFORMATION – For international, APO/FPO/DPO and PTFAS mailing						
Record Position	Required Field	Field Name	Format (Size)	Description	Example	Content Rules and Limitations
1623-1636	None (see rules)	Sender Customs Reference Number	Alphanumeric(14)	Customs reference number.		Default is spaces
1637-1649	None (see rules)	Insured Number	Alphanumeric(13)	Insured Number	AB0999	Default is spaces
1650-1658	None (see rules)	Insured Amount	Numeric(9) Defined as 999999.999	SDR Value of mail item	\$5.69 Entered as 0005690	Leading zeros required Numeric values (0-9) Default is zeroes
1659-1675	All	Filler	Alphanumeric(17)	Filler		Default is spaces
1676-1677	None (see rules)	Recipient State	Alphanumeric(2)	Two character state code of the Recipient address		Must be a valid state Default is spaces
1678-1682	None	Recipient ZIP Code	Alphanumeric(5)	5 digit ZIP code for Recipient address.		Default is spaces
1683-1686	None	Recipient ZIP+4	Alphanumeric(4)	+4 add on of ZIP Code for Recipient address.		Default is spaces
1687-1692	None (see rules)	Sum of Duties	Numeric(6) Defined as 9999v99	Sum of Duties for all G2 Duty Amounts	\$1.56 entered as 000156	Default is zeroes

DETAIL RECORD G1 - Shipping Services File Record Version 1.7 Layout						
INTERNATIONAL CUSTOMS INFORMATION – For international, APO/FPO/DPO and PTFAS mailing						
Record Position	Required Field	Field Name	Format (Size)	Description	Example	Content Rules and Limitations
1693-1698	None (see rules)	Sum of Taxes	Numeric(6) Defined as 9999v99	Sum of Taxes for all G2 Tax Amounts	\$1.56 entered as 000156	Default is zeroes
1699-1704	None (see rules)	DDP Related Fees	Numeric(6) Defined as 9999v99	Fees related to importation and Delivery Duties Paid (DDP)	\$1.56 entered as 000156	Default is zeroes
1705-1713	None (see rules)	Sum of Duties, Taxes, and Fees	Numeric(9) Defined as 9999999v99	Sum of G2 duties, G2 taxes, and DDP Fees	\$1.56 entered as 000000156	Default is zeroes
1714-1722	None (see rules)	Sum of Duties, Taxes, Fees, and Postage paid	Numeric(9) Defined as 9999999v99	Sum of G2 duties, G2 taxes, DDP fees, and postage	\$1.56 entered as 000000156	Default is zeroes
1723-1723	None (see rules)	DDP Indicator	Alphanumeric(1)	Indicates whether duties are paid or unpaid	Y,N	Set to N if null or any value other than Y Default is spaces
1724-1726	None	DDP Service Provider	Alphanumeric(3)	Indicates what service was used for DDP		Default is spaces Future Use
1727-1729	None	Currency Indicator	Alphanumeric(3)	Indicates the currency of the destination country		Default is spaces Future Use

DETAIL RECORD G1 - Shipping Services File Record Version 1.7 Layout						
INTERNATIONAL CUSTOMS INFORMATION – For international, APO/FPO/DPO and PTFAS mailing						
Record Position	Required Field	Field Name	Format (Size)	Description	Example	Content Rules and Limitations
1730-1741	None	Currency Conversion Rate at Time of Trans	Numeric(12) Defined as 9999999v99999	Indicates the currency conversion rate at the time of the transaction. This will allow USPS to account for any financial discrepancies caused by currency exchange fluctuations	123.45678 as 000012345678	Default is zeroes Future Use
1742-1781	None	Recipient Tax ID / VAT / EIN Number	Alphanumeric(40)	Recipient Tax ID #/ VAT #/ EIN #		Default is spaces
1782-1789	None	Invoice Date	Date(8)	The date the order was placed with the buyer		Defaults is zeroes YYYYMMDD format
1790-1819	None	Customer Order Number	Alphanumeric(30)	Customer Order Number with Buyer		Default is spaces
1820-1868	None	Buyer First Name	Alphanumeric(49)	Buyer First Name		Default is spaces
1869-1943	None	Buyer Last Name	Alphanumeric(75)	Buyer Last Name		Default is spaces
1944-2043	None	Buyer Business Name	Alphanumeric(100)	Buyer Business Name		Default is spaces
2044-2191	None	Buyer Address 1	Alphanumeric(148)	Buyer Address 1		Default is spaces
2192-2241	None	Buyer City	Alphanumeric(50)	Buyer City		Default is spaces
2242-2243	None (see rules)	Buyer State	Alphanumeric(2)	Buyer State		Must be a valid State Default is spaces

DETAIL RECORD G1 - Shipping Services File Record Version 1.7 Layout						
INTERNATIONAL CUSTOMS INFORMATION – For international, APO/FPO/DPO and PTFAS mailing						
Record Position	Required Field	Field Name	Format (Size)	Description	Example	Content Rules and Limitations
2244-2268	None	Buyer Postal Code	Alphanumeric(25)	Buyer ZIP Code or Postal Code		Default is spaces
2269-2270	None (see rules)	Buyer Country	Alphanumeric(2)	Two character standardized 2-digit ISO International country code.		Must be a valid Country Default is spaces
2271-2334	None (see rules)	Buyer Phone Number	Alphanumeric(64)	Buyer Phone Number		Must be valid Phone Number (same validation as Sender Phone Number) Default is spaces
2335-2398	None (see rules)	Buyer Email Address	Alphanumeric(64)	Buyer Email Address		Must be valid Email (same validation as Sender Email) Default is spaces
2399-2438	None	Buyer Tax ID / VAT / EIN Number	Alphanumeric(40)	Buyer Tax ID #/ VAT #/ EIN #		Default is spaces
2439-2439	None	Delivery/Incoterm	Alphanumeric(1)	International Commercial Terms i.e. DDP, DAP		Default is spaces
2440-2469	None	Buyer Payment Terms	Alphanumeric(30)	Terms of payment given to/from buyer		Default is spaces
2470-2477	None (see rules)	Buyer Payment/Due Date	Date(8)	Date payment is due to/from the buyer		Default is zeroes YYYYMMDD format

DETAIL RECORD G1 - Shipping Services File Record Version 1.7 Layout						
INTERNATIONAL CUSTOMS INFORMATION – For international, APO/FPO/DPO and PTFAS mailing						
Record Position	Required Field	Field Name	Format (Size)	Description	Example	Content Rules and Limitations
2478-2479	None (see rules)	Ultimate Country Destination	Alphanumeric(2)	Two character standardized 2-digit ISO International country code. Final country of destination (i.e., if initial country of entry is a hub).		Must be valid Country Code Default is spaces
2480-2579	None	Special Instructions	Alphanumeric(100)	Any comments or special instructions for/on the contents of the package		Default is spaces
2580-2584	None	ECCN	Alphanumeric(5)	Export Control Classification Number		Default is spaces
2585-2634	None	Signature of Sender	Alphanumeric(50)	Name of Sender that signed or sent mail item		Default is spaces
2635-2642	None (see rules)	Date Signed	Date(8)	Date Signed		Default is zeroes YYYYMMDD format
2643-2657	None	Content Type	Alphanumeric(15)	Supports a list of comma separated content types (values 1-8) - list is the same as product type '1' = Merchandise '2' = Gift '3' = Document '4' = Commercial Sample '5' = Returned Goods '6' = Other (explanation in package comments field below) '7' = Humanitarian Donations '8' = Dangerous Goods		FUTURE USE Default is spaces

DETAIL RECORD G2 - Shipping Services File Record Version 1.7 Layout						
INTERNATIONAL CUSTOMS INFORMATION <i>(more than one G2 record may exist per mail piece (D1) record)</i>						
Record Position	Required Field	Field Name	Format (Size)	Description	Example	Content Rules and Limitations
001 - 002	All (see rules)	Electronic File Detail Record ID	Alphanumeric(2)	A 2-character system constant that identifies an electronic file detail record.	G2	'G2' is required.
003-036	All (see rules)	Tracking Number	Alphanumeric(34)	<p>IMpb Tracking number used on package. May include routing information and Package Identification Code (PIC).</p> <p>Commercial Mailer 3-digits - '420' 5-digits - Routing ZIP Code 4-digits - Routing +4 2-digits - AI (92 or 93) 3-digits - STC 6- or 9-digits - MID If six-digit MID, 10- or 14-digit serial # If nine-digit MID, 7- or 11-digit serial # 1-digit - check digit</p> <p>Online Mailer 3-digits - '420' 5-digits - Routing ZIP Code 4-digits - Routing +4 2-digits - AI 94 3-digits - STC 2-digits - source identifier for your system 6- or 9-digits - MID 5 or 8-digits, serial number depending on construct used 1-digit - check digit</p>	Refer to Appendix J, Table 1 for the complete list of label examples.	<p>Required</p> <p>Must be the same Tracking Number as the D1 Tracking Number.</p> <p>Tracking number must be unique for 120 days from first use.</p> <p>3-digits '420' are the routing application identifier. Used only when including a Routing ZIP Code.</p> <p>5-digits Routing ZIP Code and 4-digits Routing +4 are optional.</p> <p>Must use a 9-digit ZIP Code in the IMpb for Hold for Pickup.</p>

DETAIL RECORD G2 - Shipping Services File Record Version 1.7 Layout						
INTERNATIONAL CUSTOMS INFORMATION <i>(more than one G2 record may exist per mail piece (D1) record)</i>						
Record Position	Required Field	Field Name	Format (Size)	Description	Example	Content Rules and Limitations
003 – 036 (continued)	All File Types (see rules)	Tracking Number	Alphanumeric(34)	<p>Legacy Tracking number use on package</p> <ul style="list-style-type: none"> • 2-digits - "91" AI • 2-digits - STC • 9-digits - MID • 8-digits - Variable length serial number from 2 to 8-digits. • 1-digit - check digit <p>For International files, provide the 13-character Customs Barcode in the Tracking Number. See below for barcode format. 13-character barcode includes:</p> <ul style="list-style-type: none"> • 2 character Service Indicator *A-Z* • 8-digit Package Sequence Number • 1-digit - Check digit • 2 character origin country code 		
037 – 039	All (see rules)	Customs Item Detail Number	Numeric(3)	A sequential number of each unique item enclosed in the package.	001	<p>Required</p> <p>Right justified, leading zeroes</p> <p>Start with 001</p>
040 – 051	None	Filler	Alphanumeric(12)			<p>Filler field, for future use</p> <p>Default is spaces</p>
052 – 081	None	Filler	Alphanumeric(30)			<p>Filler field, for future use</p> <p>Default is spaces</p>

Appendix B – Shipping Services File 1.7

DETAIL RECORD G2 - Shipping Services File Record Version 1.7 Layout						
INTERNATIONAL CUSTOMS INFORMATION <i>(more than one G2 record may exist per mail piece (D1) record)</i>						
Record Position	Required Field	Field Name	Format (Size)	Description	Example	Content Rules and Limitations
082 – 085	All (see rules)	Quantity	Numeric(4)	Total number of articles in package of this customs category.	0020	Required Value shall be greater than zero.
086 – 093	All (see rules)	Value	Numeric(8) Defined as: 999999v99	Total value of articles in package of this customs category. In units of dollars and rounded to nearest cent.	\$100.00 Entered as: 00010000	Required Value shall be greater than zero.
094 – 098	All (see rules)	Pounds	Numeric(5)	Net weight of articles in package of this customs category.	1.75 lbs. Entered as 00175	Required total weight of all items before package tare weight. Either pounds or ounces shall be greater than zero. Pounds can be expressed as a fraction (eg. 0.75 lbs)
099 - 100	All (see rules)	Ounces	Numeric(2)	Net weight of articles in package of this customs category.	2 oz. Entered as 02	Either pounds or ounces shall be greater than zero. Ounces should not exceed 15.
101 – 102	None (see rules)	Country of Origin of Goods	Alphanumeric(2)	Two character standardized 2-digit ISO International country code. Required for International pieces.	JP	Default is spaces

Appendix B – Shipping Services File 1.7

DETAIL RECORD G2 - Shipping Services File Record Version 1.7 Layout						
INTERNATIONAL CUSTOMS INFORMATION (<i>more than one G2 record may exist per mail piece (D1) record</i>)						
Record Position	Required Field	Field Name	Format (Size)	Description	Example	Content Rules and Limitations
103 - 121	None	Filler	Alphanumeric(19)			Filler field, for future use Default is spaces
122 - 155	None	Customs Label Barcode Number	Alphanumeric(34)			Same as G1 Customs Label Barcode Number
156 - 172	All (see rules)	Customs Category Article	Alphanumeric(17)	Harmonization Schedule (HS) tariff number, which shall be based on the Harmonized Commodity Description and Coding System developed by the World Customs Organization.		For commercial senders only. Sample of actual HS code: 6110.20 (6 digit level) & 6110.20.1010, 6110.20.1023, 6110.20.2005, etc. (10 digit level) – the periods are needed to determine the level of identification
173 – 428	All (see rules)	Customs Description	Alphanumeric(256)	Description of article in package.		Required Detailed Description of each article. The words "Food", "Clothing", "Clothes", "Medicine" or "Toys" are not permitted as a stand alone entry. Instead enter a type of each item such as "men's shirts", "prescription drugs" or "model airplane".
429 – 434	All (see rules)	Duty Data	Numeric(6)	Individual duties to particular customs category article - amount of duty collected for the article	\$1.56 entered as 000156	Set to null if not numeric, Leading zeros dropped if length exceeds 6

DETAIL RECORD G2 - Shipping Services File Record Version 1.7 Layout						
INTERNATIONAL CUSTOMS INFORMATION <i>(more than one G2 record may exist per mail piece (D1) record)</i>						
Record Position	Required Field	Field Name	Format (Size)	Description	Example	Content Rules and Limitations
435 – 440	All (see rules)	Tax Data	Numeric(6)	Taxes on particular customs category article - amount of taxes collected for the article	\$1.56 entered as 000156	Default is zeroes
441 – 446	All (see rules)	Tax Data 2	Numeric(6)	Individual tax to be used as needed if a country has multiple import taxes	\$1.56 entered as 000156	Default is zeroes
447 – 452	All (see rules)	Tax Sum Data	Numeric(6)	Summation of Tax 1 and Tax 2 for the total amount of taxes for a particular customs category article	\$1.56 entered as 000156	Default is zeroes
453 – 460	All (see rules)	Total Value Data	Numeric(8)	Combination of duty and tax data elements along with the total package value.	\$1.56 entered as 00000156	Default is zeroes

This Page Intentionally Left Blank

Appendix C: Shipping Services File Version 2.0

NOTE:

- Each field within the Shipping Services File will be delimited with a pipe character (“|”)
- There is no pipe at the beginning of a record.
- Each data field requires a delimiter regardless of whether there is content.
- All fields are variable length unless otherwise defined.
- There are no pipes between or after the return and line feed characters that end the records.

HEADER RECORD 1 - Shipping Services File Record Version 2.0 Layout						
Record Position	Required Field	Field Name	Format (Size)	Description	Example	Content Rules and Limitations
1	All (see rules)	Header Record ID	Alphanumeric(2)	A 2-character system constant that identifies a header record.	H1	'H1' is required.

HEADER RECORD 1 - Shipping Services File Record Version 2.0 Layout						
Record Position	Required Field	Field Name	Format (Size)	Description	Example	Content Rules and Limitations
2	All (see rules)	Electronic File Number	Alphanumeric(34)	<p>Unique number assigned to identify the electronic file.</p> <p>Commercial Mailer 2-digits - AI (92 or 93) 3-digits - '750' 6- or 9-digits - MID If six-digit MID, 10- or 14-digit serial # If nine-digit MID, 7- or 11-digit serial # 1-digit - check digit</p> <p>Online Mailer 2-digits - AI 94 3-digits - '750', '757', or '759' 2-digits - source identifier for your system 6- or 9-digits - MID 5 or 8-digits, serial number depending on construct used 1-digit - check digit</p>	927501234567891 2345678	<p>Mailer ID shall be that of the company transmitting the file. (all file types)</p> <p>Must be unique for 120 days from first use.</p> <p>Shall be a valid barcode construct: C04, C08, C09 or C10.</p> <p>Online Mailers must use the following valid barcode constructs: N01 – N10.</p> <p>AI 91 and STC 50 are not acceptable in this field.</p> <p>Use Service Type Code "750" when either a PS Form 3152 or PS Form 8125 will be printed.</p> <p>Use Service Type Code "757" when a PS Form 5630 (SCAN form) will be printed. To be used by Online shippers who offer use of the Shipment Confirmation Acceptance Notice (SCAN) form.</p> <p>Use Service Type Code "759" when the user has requested the integrated SCAN form/carrier pickup form</p>

HEADER RECORD 1 - Shipping Services File Record Version 2.0 Layout						
Record Position	Required Field	Field Name	Format (Size)	Description	Example	Content Rules and Limitations
3	All (see rules)	Electronic File Type	Numeric(1)	'1' - Postage & Tracking File '2' - Tracking File '3' - Returns Service '4' - Corrections	1	'1' - used for electronic Verification System (eVS). '2' - used for Delivery / Signature Confirmation and other Extra Services or Scan Base Payment File. '3' - used for Parcel Returns Services '4' - used for Corrections
4	All (see rules)	Date of Mailing	Numeric(8)	Date mail is tendered to USPS.	2008-01-27 Entered as: 20080127	YYYYMMDD, date shall be valid. Numeric values (0-9) only.
5	All (see rules)	Time of Mailing	Numeric(6)	Time mail is tendered to USPS (estimated).	13:15:00 Entered as: 131500	HHMMSS, military format and time shall be valid. Numeric values (0-9) only.
6	All (see rules)	Entry Facility Type	Alphanumeric(1)	Type of USPS facility where mail is tendered. 'A' – ADC 'B' – NDC 'D' – DDU 'F' – ASF 'H' – HUB 'I' - ISC 'S' – SCF	A	For origin or destination entry facilities. Required for Drop Ship Mailers. Required for Parcel Return Service mailers to note pick-up facility type.
7	All (see rules)	Entry Facility ZIP Code	Numeric(5)	5-digit ZIP Code of postal facility where the mail is tendered.	22201	Numeric only (0-9).

HEADER RECORD 1 - Shipping Services File Record Version 2.0 Layout						
Record Position	Required Field	Field Name	Format (Size)	Description	Example	Content Rules and Limitations
8	None (see rules)	Entry Facility ZIP +4	Numeric(4)	ZIP +4 Code of postal facility where mail is tendered.	4313	Numeric only (0-9).
9	File types 1 and 2 (see rules)	Direct Entry Origin Country Code	Alphanumeric(2)	Two character standardized ISO International country code where Direct Entry Mail originated.	CN	Required for Direct Entry Mailings.
10	File type 1 (see rules)	Shipment Fee Code	Alphanumeric(3)	Code for a fee that applies to the entire shipment such as Pickup on Demand fee.	PKF	Currently used for Pickup on Demand fee.
11	File type 1 (see rules)	Extra Fee for Shipment	Numeric(6) Define as : 9999V99	Fee for entire shipment, such as Pickup on Demand fee	\$13.40 Entered as: 001340	Currently used for Pickup on Demand fee. Use leading zeroes
12	None	Containerization Indicator	Alphanumeric(2)	Is shipment containerized		Containerization Values: '01' = a 5-Digit Containerization (No DE Captured) '02', '03' both represent a 3-Digit Containerization - to be used for either SCF ('02') or NDC ('03') entry These items are expected to be worked at the Destination Processing facility and a DE captured.
13	All (see rules)	USPS Electronic File Version Number	Numeric(3) Defined as: 99V9	USPS Electronic File Version Number.	2.0 Entered as: 020	Shall be 020.

HEADER RECORD 1 - Shipping Services File Record Version 2.0 Layout						
Record Position	Required Field	Field Name	Format (Size)	Description	Example	Content Rules and Limitations
14	File types 1 and 3 (see rules)	Transaction ID	Alphanumeric(12)	Unique 12-digit number assigned to associate manifests to file transmissions within a 24-hour period.	200806010001	<p>File Type 1 and 3 required for eVS and Parcel Return Service mailers.</p> <p>Transaction ID is a field that is used to group files together that are submitted with the transaction ID in reports in eVS. This allows mailers with multiple mailing sites or multiple daily files to group files together that may be submitted independently (by site or file) for easier reconciliation.</p> <p>This field shall follow the format of year, date, month and a numeric sequence number to be valid.</p> <p>Valid format: YYYYMMDD####</p>
15	All (see rules)	Software Vendor Code	Alphanumeric(4)	Code from vendor software to identify the developer of the shipping/manifesting system.	1234	<p>Required for manifests generated by vendor-provided software</p> <p>Code provided by vendor software.</p>
16	All (see rules)	Software Vendor Product Version Number	Alphanumeric(8)	Shipping/manifesting software's product version number.	5.02.3A_	<p>Required for manifests generated by vendor-provided software</p> <p>Provided by vendor software.</p>
17	All (see rules)	File Record Count	Numeric(9)	Total number of all records in electronic file to include Header Record, Container Record(s) and all Detail Records.	000001517	<p>Leading zeroes required.</p> <p>Sum of H1 record, C1 record(s), D1 record(s), D2 record(s), D3 record(s) and D4 record(s).</p>
18	All (see rules)	Mailer ID	Numeric(9)	<p>Mailer ID shall be that of the MID certified for tile transmission.</p> <p>(All file types)</p>	969001726	<p>Mailer ID contained in the Electronic File Number.</p> <p>6 or 9-digit MID</p>
19	All	CRLF	Alphanumeric(2)	Carriage Return Line Feed		

CONTAINER RECORD 1 - Shipping Services File Record Version 2.0 Layout						
Record Position	Required Field	Field Name	Format (Size)	Description	Example	Content Rules and Limitations
1	All (see rules)	Container Record ID	Alphanumeric(2)	A 2-character system constant that identifies a header record.	C1	'C1' is required if a Container Record is being included.
2	All (see rules)	Container ID	Alphanumeric(34)	Barcode on container.	222010127123456789 912345	This may be a valid IM Container Barcode, IM Tray Barcode, or a Trailer Placard Barcode.
3	All (see rules)	Container Type	Alphanumeric(2)	Describes type of container for Container ID 1.	SK	Refer to Appendix J, Table 3 for the complete list of Container Type IDs.
4	All (see rules)	Electronic File Number	Alphanumeric(34)	Unique number assigned to identify the electronic file.	927501234567891234 5678	The same EFN from the H1 record associated with the packages in this container
5	All (see rules)	Destination ZIP Code	Numeric(5)	Destination 5-digit ZIP Code.	22201	Should identify the USPS facility where the container will be dropped / presented for shipping. Shall be 5 digits. Numeric values (0-9) only.
6	All	CRLF	Alphanumeric(2)	Carriage Return Line Feed		

DETAIL RECORD D1 - Shipping Services File Record Version 2.0 Layout						
TRACKING INFORMATION						
Record Position	Required Field	Field Name	Format (Size)	Description	Example	Content Rules and Limitations
1	All (see rules)	Detail Record ID	Alphanumeric(2)	A 2-character system constant that identifies a detail record.	D1	'D1' is required.
2	All (see rules)	Tracking Number	Alphanumeric(34)	<p>For Domestic files provide IMpb Tracking number used on package. May include routing information and Package Identification Code (PIC).</p> <p>Commercial Mailer 3-digits - '420' 5-digits - Routing ZIP Code 4-digits - Routing +4 2-digits - AI (92 or 93) 3-digits - STC 6- or 9-digits - MID If six-digit MID, 10- or 14-digit serial # If nine-digit MID, 7- or 11-digit serial # 1-digit - check digit</p> <p>Online Mailer 3-digits - '420' 5-digits - Routing ZIP Code 4-digits - Routing +4 2-digits - AI 94 3-digits - STC 2-digits - source identifier for your system 6- or 9-digits - MID 5 or 8-digits, serial number depending on construct used 1-digit - check digit</p>	Refer to Appendix J, Table 1 for the complete list of label examples.	<p>Over Labeling Rules: This Tracking Number shall represent the Tracking Number of the label that was placed over the Original Tracking Number. The Original Tracking Number should be included in position 75.</p> <p>Tracking number shall be unique for 120 days from first use.</p> <p>3-digit '420' is the Routing Application Identifier. Used only when including a Routing ZIP Code.</p> <p>5-digit Routing ZIP Code and 4-digit Routing +4 are optional.</p> <p>Must use a 9-digit ZIP Code in the IMPB Tracking Number for Hold for Pickup.</p>

DETAIL RECORD D1 - Shipping Services File Record Version 2.0 Layout						
TRACKING INFORMATION						
Record Position	Required Field	Field Name	Format (Size)	Description	Example	Content Rules and Limitations
2 (continued)	All (see rules)	Tracking Number	Alphanumeric(34)	<p>Legacy Tracking number use on package 2-digits - "91" AI 2-digits - STC 9-digits - MID 8-digits - Variable length serial number from 2 to 8-digits. 1-digit - check digit</p> <p>For International files, provide the 13-character Customs Barcode in the Tracking Number. See below for barcode format. 13-character barcode includes: 2 char Service Indicator *A-Z* 8-digit Package Sequence Number 1-digit - Check digit 2 char origin country code</p>		
3	All (see rules)	Class of Mail	Alphanumeric(2)	A 2-character code for Class of Mail.	PM	Refer to Appendix J, Table 8 for the complete list of Mail Class codes.
4	All (see rules) International Rule Not for File Type 3	Service Type Code	Alphanumeric(4)	Refer to Appendix I for the complete list of 3-digit Service Type Codes.	IMPB: 055 Legacy: 01	For International labels, the STC field will be spaces. IMpb: 3-digit service type code, left justified, trailing spaces, Legacy: 2-digit service type code.

DETAIL RECORD D1 - Shipping Services File Record Version 2.0 Layout						
TRACKING INFORMATION						
Record Position	Required Field	Field Name	Format (Size)	Description	Example	Content Rules and Limitations
5	All (see rules)	Barcode Construct Code	Alphanumeric(4)	A 3-character code to identify the construct of the Tracking Number.	C06 Refer to Appendix J, Table 1 for the complete list of Barcode Construct codes.	Constructs available to be used by commercial customers begin with "C". IMPB Barcode Construct Codes – C01 through C10. File Type 1 and 3 – Legacy Barcode Construct Code – L01 only. File Type2 –Legacy Barcode Construct Codes – L01 through L04. International Barcode Construct – G01 or I01. Left justified, trailing spaces
6	All (see rules)	Destination ZIP Code	Alphanumeric(5)	Destination 5-digit ZIP Code.	22201	Shall be 5 digits. Numeric values (0-9) only. If International, all zeroes or spaces NOTE: Either the Destination Delivery address or the 11-digit delivery point validated ZIP Code for the delivery address must be included in the D1 record. When the 11-digit validated ZIP Code is provided this ZIP+4 must match the +4 in the 11-digit validated ZIP. Code Required for Commercial USPS Ground Advantage (formerly First-Class Package Service)

DETAIL RECORD D1 - Shipping Services File Record Version 2.0 Layout						
TRACKING INFORMATION						
Record Position	Required Field	Field Name	Format (Size)	Description	Example	Content Rules and Limitations
7	File Types 1 and 2 (see rules)	Destination ZIP +4	Alphanumeric(4)	Destination +4 add on of Domestic ZIP Code.	2804	<p>Required for Hold For Pickup Online.</p> <p>Either the Destination Delivery address or the 11 digit delivery point validated ZIP Code for the delivery address must be included in the D1 record.</p> <p>When the 11 digit validated ZIP Code is provided this ZIP+4 must match the +4 in the 11 digit validated ZP Code</p> <p>Numeric values (0-9) only.</p> <p>Default to spaces if not available</p> <p>Open and Distribute - If the Destination Facility Type = "D" (DDU) then required.</p> <p>If International, all spaces.</p>
8	Files Types 1 and 2 (see rules)	Destination Facility Type	Alphanumeric(1)	<p>Type of USPS facility where mail is tendered.</p> <p>'A' – ADC</p> <p>'B' – NDC</p> <p>'D' – DDU</p> <p>'F' – ASF</p> <p>'H' – HUB</p> <p>'I' - ISC</p> <p>'S' – SCF</p>	A	<p>Required for Open and Distribute mailings.</p> <p>Default value is spaces</p>
9	<p>Files Types 1 and 2 (see rules)</p> <p>Not available for File Type 3</p>	Destination Country Code	Alphanumeric(2)	Two character standardized ISO International country codes as listed in the International Mail Manual (IMM).	JP	<p>Required for International.</p> <p>Default value is spaces for domestic</p>

DETAIL RECORD D1 - Shipping Services File Record Version 2.0 Layout						
TRACKING INFORMATION						
Record Position	Required Field	Field Name	Format (Size)	Description	Example	Content Rules and Limitations
10	Files Types 1 and 2 (see rules) Not available for File Type 3	Foreign Postal Code	Alphanumeric(11)	Destination Foreign Country Postal Code for an International consignee.	A0A9A0	Conditionally required, must be populated for all foreign destinations that use Postal Codes Left justified Default is spaces for Domestic and only foreign destinations that do not use postal codes
11	Files Types 1 and 2 (see rules) Not available for File Type 3	Carrier Route	Alphanumeric(5)	Carrier Route code.	C009	Default value is spaces
12	All (see rules)	Logistics Manager Mailer ID	Alphanumeric(9)	MID of company that manages the mailing of this shipment. This would be a different company other than the consolidator. Six or Nine Digit Mailer ID.	912345678	The MID in this field must belong to a CERTIFIED customer in order to receive a copy of the scan extract file if requested. 6-digit MID is left justified, trailing spaces.

DETAIL RECORD D1 - Shipping Services File Record Version 2.0 Layout

TRACKING INFORMATION

Record Position	Required Field	Field Name	Format (Size)	Description	Example	Content Rules and Limitations
13	All (see rules)	Mail Owner Mailer ID	Alphanumeric(9)	MID of mail owner. 6 or 9-Digit Mailer ID.	912345678 or 612345	<p>This field is for a consolidator that mails on behalf of another customer and that customer requires a scan event extract file.</p> <p>The MID in this field shall be a CERTIFIED customer in order to receive a copy of the tracking extract file if requested.</p> <p>MID value is a numeric value (0-9) only.</p> <p>The Mail Owner MID or the Mail Owner CRID (positions 201-215) are required if there is a value in the field Logistics Manager Mailer ID.</p> <p>Required for all International. This is the Mailer ID that was provided to USPS when the tracking number range was requested.</p>

DETAIL RECORD D1 - Shipping Services File Record Version 2.0 Layout						
TRACKING INFORMATION						
Record Position	Required Field	Field Name	Format (Size)	Description	Example	Content Rules and Limitations
14	All (see rules)	Container ID 1	Alphanumeric(34)	Barcode on container. This may be a valid IM Container Barcode, IM Tray Barcode, or a Trailer Placard Barcode.	222010127123456789912345	Required for Open and Distribute only when the contents in the container are also manifested. Default is null. For more information on the Intelligent Mail Tray label and barcode click on the following link: https://postalpro.usps.com/mailing/intelligent-mail-tray-label For more information on the Intelligent Mail Container label and barcode click on the following link: https://postalpro.usps.com/mailing/intelligent-mail-container-barcode
15	All (see rules)	Container Type 1	Alphanumeric(2)	Describes type of container for Container ID 1. Refer to Appendix J, Table 3 for the complete list of Container Type IDs.	SK	Shall be populated if Container ID 1 field is populated
16	All (see rules)	Container ID 2	Alphanumeric(34)	Barcode on container. This may be a valid IM Container Barcode, IM Tray Barcode, or a Trailer Placard Barcode.	99N12345678900012345678	Default is null
17	All (see rules)	Container Type 2	Alphanumeric(2)	Describes type of container for Container ID 2. Refer to Appendix J, Table 3 for the complete list of Container Type IDs.	PT	Shall be populated if Container ID 2 field is populated. Default is null

DETAIL RECORD D1 - Shipping Services File Record Version 2.0 Layout						
TRACKING INFORMATION						
Record Position	Required Field	Field Name	Format (Size)	Description	Example	Content Rules and Limitations
18	All (see rules)	Container ID 3	Alphanumeric(34)	Barcode on container. This may be a valid IM Container Barcode, IM Tray Barcode, or a Trailer Placard Barcode.	99T123456789123	Default is null
19	All (see rules)	Container Type 3	Alphanumeric(2)	Describes type of container for Container ID 3. Refer to Appendix J, Table 3 for the complete list of Container Type IDs.	BL	Shall be populated if Container ID 3 field is populated. Default is null
20	All (see rules)	Mail Owner Customer Registration ID (CRID)	Alphanumeric(15)	CRID of Mail Owner		Used by mailing agent to identify mail owner. The mail owner CRID or the mail owner MID (positions 84-92) are required if there is a value in the field Logistics Manager Mailer ID.

DETAIL RECORD D1 - Shipping Services File Record Version 2.0 Layout						
TRACKING INFORMATION						
Record Position	Required Field	Field Name	Format (Size)	Description	Example	Content Rules and Limitations
21	None (see rules)	Customer Reference Number 1	Alphanumeric(30)	Customer's internal reference number.	123456	<p>Used for customer internal identification purposes.</p> <p>For domestic files, please provide the customer's internal reference number.</p> <p>Required for all IPA, ISAL, CeP and any other International shipments tendered to the USPS in presort receptacles. Provide the 24-character Mailer Barcode in the Customer Reference Number. See below for barcode format.</p> <p>24-character barcode includes:</p> <ul style="list-style-type: none"> ▪ 10-digit Permit Number (Customer ID) ▪ 1 char Imb Product Code ▪ 1 char Imb Service Code ▪ 1 char Imb Mailer Receptacle Type Code ▪ 3 char destination exchange office code ▪ a unique 8-digit sequential code.
22	All (see rules)	FAST Reservation Number	Alphanumeric(15)	Confirmation Number received when making a scheduled appointment for mail dropped at a postal facility.	AB1234567856	<p>Strongly recommend inclusion in the file when FAST appointments are scheduled.</p> <p>Alphanumeric values (A-Z, 0-9) only.</p> <p>No embedded spaces.</p>

DETAIL RECORD D1 - Shipping Services File Record Version 2.0 Layout						
TRACKING INFORMATION						
Record Position	Required Field	Field Name	Format (Size)	Description	Example	Content Rules and Limitations
23	All (see rules)	FAST Scheduled Induction Date	Numeric(8)	Scheduled date for mail drop at a postal facility.	20080127	Strongly recommend inclusion in the file when FAST appointments are scheduled. YYYYMMDD Date shall be valid. Numeric values (0-9) only. Default is zeroes.
24	All (see rules)	FAST Scheduled Induction Time	Numeric(6)	Scheduled time for mail drop at a postal facility.	131500	Strongly recommend inclusion in the file when FAST appointments are scheduled. HHMMSS Military format and time shall be valid. Numeric values (0-9) only. Default is zeroes.
25	File Types 1 and 3 (see rules)	Payment Account Number	Numeric(10)	USPS account number from which this mailing will be paid: Permit Number Federal Agency Number	0012345678	This field required if using Permit imprint or Federal Agency Number. Leading zeroes required. Numeric values (0-9) only. If using stamps, meter, Bill Me Later, or PC Postage, then fill with zeroes.

DETAIL RECORD D1 - Shipping Services File Record Version 2.0 Layout						
TRACKING INFORMATION						
Record Position	Required Field	Field Name	Format (Size)	Description	Example	Content Rules and Limitations
26	File Types 1 and 3 (see rules)	Method of Payment	Numeric(2)	Payment system used for mailing: '01' Permit System '03' Federal Agency '04' PC Postage '05' Smart Meter '06' Other Meter '07' Stamps '20' Electronic Payment System	01	Shall be USPS approved payment method for mail being tendered. File Type 1 and 3 (eVS/PRS) shall be '01' Permit system.
27	File Types 1 and 3 (see rules)	Post Office of Account ZIP Code	Numeric(5)	5-digit ZIP Code of Post Office issuing Permit Number, meter license, or pre-canceled stamp.	22042 Shall be 20260 for eVS/PRS.	File Type 1 and 3 (eVS/PRS) shall be 20260. Shall be 5 digits. Numeric values (0-9) only.
28	File Types 1 and 3 (see rules)	Meter Serial Number	Alphanumeric(20)	Serial number of meter used for postage.	5678123598	Required if method of payment is '05' or '06'. Default to spaces.
29	File Types 1 and 3 (see rules)	Chargeback Code	Alphanumeric(6)	Code used with Federal Agency Number or code for customer's internal use.	123456	Code for customer's internal use. ▪ Default is spaces.
30	File Types 1 and 3 (see rules)	Postage	Numeric(7) Defined as: 9999v999	Postage (excluding Extra Service fees and surcharges) less any work share discount.	\$5.69 Entered as: 0005690	Leading zeroes required. Numeric values (0-9) only. In unit of dollars and rounded to the nearest tenth of cent. Default to zeroes when not applicable
31	File Types 1 and 3 (see rules)	Postage Type/Shipper's Identification Flag (ePostage Customers)	Alphanumeric(1)	'P' - Published 'C' - Customized 'A' - Commercial Plus Pricing 'B' - Commercial Based Pricing 'R' - Retail	P	Indicates whether the postage is based on published or negotiated rates.

DETAIL RECORD D1 - Shipping Services File Record Version 2.0 Layout						
TRACKING INFORMATION						
Record Position	Required Field	Field Name	Format (Size)	Description	Example	Content Rules and Limitations
32	File Types 1 and 3 (see rules)	Customized Shipping Services Contracts (CSSC) Number	Alphanumeric(22)	Contract number for a negotiated rate.	AB123	Default is spaces
33	File Types 1 and 3 (see rules)	Customized Shipping Services Contracts Product ID	Alphanumeric(14)	Product ID consists of the mail class, incentive, date, customer and version number.	PSR090108AB001	Default is spaces
34	File Types 1 and 3 (see rules)	Unit of Measure Code	Numeric(1)	Unit of measurement for mailpiece weight: '1' - LBS '2' - OZ '3' - KILOS	1	Field shall contain a USPS defined valid code. Default is '1' – LBS
35	File Types 1 and 3 (see rules)	Weight	Numeric(9) Defined as: 99999v9999	Mailpiece weight. In unit of measure and significant to 4 decimal positions. (Exclude weight of non-incident enclosure Pos. 489-497)	14.3 lbs. Entered as 000143250	Leading zeroes required. Numeric values (0-9) only. Default to zeroes when not applicable
36	File Types 1 and 3 (see rules)	Processing Category	Alphanumeric(1)	Refer to Appendix J, Table 12 for the complete list of Processing Category codes.	3	For Open and Distribute, the processing category "O" is required. For Returns, the processing category "R" is required.

DETAIL RECORD D1 - Shipping Services File Record Version 2.0 Layout						
TRACKING INFORMATION						
Record Position	Required Field	Field Name	Format (Size)	Description	Example	Content Rules and Limitations
37	File Types 1 and 3 (see rules)	Rate Indicator	Alphanumeric(2)	Refer to Appendix J, Table 11 for the complete list of Rate Indicator codes	FR	<p>For Parcel Select with Destination Rates, use 'Single Piece' for the Rate Indicator.</p> <p>If "DR" or "DN" is populated in Rate Indicator, dimensions (LxWxH) must be provided and parcel will be assessed as dimensional.</p> <p>For PMEOD the rate indicator "PA" is required.</p> <p>For PMOD the rate indicator "SP" is required.</p> <p>For Commercial Plus Pricing the rate indicator of "UA", "U3" or "U5" is required.</p>
38	File Types 1 and 3 (see rules)	Destination Rate Indicator	Alphanumeric(1)	Refer to Appendix J, Table 5 for the complete list of Destination Rate Indicator codes.	D	<p>Required for destination entry packages.</p> <p>Default is 'N' for non-applicable products</p> <p>File Type 1 - Required for Open and Distribute mailings.</p> <p>Default is 'N' for all other eVS/PRS mail class/products.</p>

DETAIL RECORD D1 - Shipping Services File Record Version 2.0 Layout

TRACKING INFORMATION

Record Position	Required Field	Field Name	Format (Size)	Description	Example	Content Rules and Limitations
39	File Types 1 and 3 (see rules)	Domestic Zone	Alphanumeric(2)	Refer to Appendix J, Table 14 for the complete list of ZONE codes.	Zone 3 Entered as: 03 Local Zone Entered as: LC	Required for products with rates based on zones. Leading zeroes required if numeric. Default is zeroes for non-applicable products. Required for Commercial USPS Ground Advantage (formerly First-Class Package Service)
40	File Type 1 and 2 (see rules)	Length	Numeric(5) Defined as: 999v99	Dimensional Length	30.25 Entered as: 03025	Leading zeroes required when populated. Default to zeroes, when not applicable. The length is the measurement of the longest dimension. Length in inches. Required for GXG and domestic Priority Mail Local and Zones 1-9; Parcel Select Ground Zones 1-9; Parcel Select all entries and Zones 1-5; Priority Mail Express Zones 1-9 Required for rate indicator CP for Cubic Tier pricing.

DETAIL RECORD D1 - Shipping Services File Record Version 2.0 Layout						
TRACKING INFORMATION						
Record Position	Required Field	Field Name	Format (Size)	Description	Example	Content Rules and Limitations
41	File Type 1 and 2 (see rules)	Width	Numeric(5) Defined as: 999v99	Dimensional Width or Girth	12.75 Entered as: 01275	Width in inches. Leading zeroes required when populated. Default to zeroes, when not applicable. Required for GXG and domestic Priority Mail Zones Local and Zones 1-9; Parcel Select Ground Zones 1-9; Parcel Select all entries and Zones 1-5; Priority Mail Express Zones 1-9 Required for any rate indicator Cubic Tier pricing. Required when rate indicator = DR or DN.
42	File Type 1 and 2 (see rules)	Height	Numeric(5) Defined as: 999v99	Dimensional Height	2.50 Entered as:00250	Height in inches. Leading zeroes required when populated. Default to zeroes, when not applicable. Required for GXG and domestic Priority Mail Zones Local and Zones 1-9; Parcel Select Ground Zones 1-9; Parcel Select all entries and Zones 1-5; Priority Mail Express Zones 1-9 Required for any rate indicator Cubic Tier pricing. Required when rate indicator = DR or DN.

DETAIL RECORD D1 - Shipping Services File Record Version 2.0 Layout						
TRACKING INFORMATION						
Record Position	Required Field	Field Name	Format (Size)	Description	Example	Content Rules and Limitations
43	File Type 1 and 2 (see rules)	Dimensional Weight	Numeric(6) Defined as: 9999v99	Dimensional Weight	7.88 Entered as: 000788	<p>Leading zeroes required, when populated.</p> <p>For GXG: (LL*WW*HH)/166 (zero-0 filled from left) Space-filled if calculated value of DW rate < or = value of rate of actual weight.</p> <p>For domestic Priority Mail Local and Zones 1-9; Parcel Select Ground Zones 1-9; Parcel Select all entries and Zones 1-5; Priority Mail Express Zones 1-9;</p> <p>(LLL*WW*HH)/166 (zero-filled from left) Non-Rect. ((LLL*WW*HHG)*0.785)/166 If not applicable, default is zeros</p> <p>Required for any rate indicator for Cubic Tier pricing.</p> <p>Required when rate indicator = DR or DN.</p>
44	All (see rules)	Extra Service Code 1st Service	Alphanumeric(3)	<p>2 or 3 digit extra service code.</p> <p>IMPB: Refer to Appendix J, Table 7-1 for the complete list of 3-digit Extra Service codes.</p> <p>Legacy: Refer to Appendix J, Table 7-2 for the complete list of 2-digit Extra Service codes.</p>	910	<p>Field contains one Extra Service Code.</p> <p>Required when one Extra Service Code is used.</p> <p>Legacy: 2-digit extra service code with trailing space.</p>

DETAIL RECORD D1 - Shipping Services File Record Version 2.0 Layout						
TRACKING INFORMATION						
Record Position	Required Field	Field Name	Format (Size)	Description	Example	Content Rules and Limitations
45	All (see rules)	Extra Service Fee 1st Service	Numeric(6) Defined as: 9999v99	Fee for 1st Extra Service Code	\$.25 Entered as: 000025	Required when Extra Service Code 1st Service is populated. Leading zeroes required when populated. Default to zeroes when not applicable.
46	All (see rules)	Extra Service Code 2nd Service	Alphanumeric(3)	2 or 3-digit extra service code. IMPB: Refer to Appendix J, Table 7-1 for the complete list of 3-digit Extra Service codes. Legacy: Refer to Appendix J, Table 7-2 for the complete list of 2-digit Extra Service codes.	915	Field contains one Extra Service Code. Required when one Extra Service Code is used. Legacy: 2-digit extra service code with trailing space.
47	All (see rules)	Extra Service Fee 2nd Service	Numeric(6) Defined as: 9999v99	Fee for 2nd Extra Service Code	\$1.40 Entered as: 000140	Required when Extra Service Code 2nd Service is populated. Leading zeroes required when populated. Default to zeroes when not applicable.
48	All (see rules)	Extra Service Code 3rd Service	Alphanumeric(3)	2 or 3-digit extra service code. IMPB: Refer to Appendix J, Table 7-1 for the complete list of 3-digit Extra Service codes. Legacy: Refer to Appendix J, Table 7-2 for the complete list of 2-digit Extra Service codes	935	Field contains one Extra Service Code. Required when one Extra Service Code is used. Legacy: 2-digit extra service code with trailing space.

DETAIL RECORD D1 - Shipping Services File Record Version 2.0 Layout						
TRACKING INFORMATION						
Record Position	Required Field	Field Name	Format (Size)	Description	Example	Content Rules and Limitations
49	All (see rules)	Extra Service Fee 3rd Service	Numeric(6) Defined as: 9999v99	Fee for 3rd Extra Service Code	\$.85 Entered as: 000085	Required when Extra Service Code 3rd Service is populated. Leading zeroes required when populated. Default to zeroes when not applicable.
50	All (see rules)	Extra Service Code 4th Service	Alphanumeric(3)	2 or 3-digit extra service code. IMPB: Refer to Appendix J, Table 7-1 for the complete list of 3-digit Extra Service codes. Legacy: Refer to Appendix J, Table 7-2 for the complete list of 2-digit Extra Service codes	921	Field contains one Extra Service Code. Required when one Extra Service Code is used. Legacy: 2-digit extra service code with trailing space.
51	All (see rules)	Extra Service Fee 4th Service	Numeric(6) Defined as: 9999v99	Fee for 4th Extra Service Code	\$.85 Entered as: 000085	Required when Extra Service Code 4th Service is populated. Leading zeroes required when populated. Default to zeroes when not applicable.
52	All (see rules)	Extra Service Code 5th Service	Alphanumeric(3)	2 or 3-digit extra service code. IMPB: Refer to Appendix J, Table 7-1 for the complete list of 3-digit Extra Service codes. Legacy: Refer to Appendix J, Table 7-2 for the complete list of 2-digit Extra Service codes	931	Field contains one Extra Service Code. Required when one Extra Service Code is used. Legacy: 2-digit extra service code with trailing space.

DETAIL RECORD D1 - Shipping Services File Record Version 2.0 Layout						
TRACKING INFORMATION						
Record Position	Required Field	Field Name	Format (Size)	Description	Example	Content Rules and Limitations
53	All (see rules)	Extra Service Fee 5th Service	Numeric(6) Defined as: 9999v99	Fee for 5th Extra Service Code	\$.85 Entered as: 000085	Required when Extra Service Code 5th Service is populated. Leading zeroes required when populated. Default to zeroes when not applicable.
54	All (see rules)	Value of Article	Numeric(7) Defined as: 99999v99	Wholesale cost of article	\$200.00 Entered as: 0020000	Mandatory if insurance is being included as an Extra Service. Required if insured. Leading zeroes required when populated. Default to zeroes when not applicable.
55	All (see rules)	COD Amount Due Sender	Numeric(6) Defined as: 9999v99	Dollar amount due on delivery	\$206.00 Entered as: 020600	Required if package is COD. Leading zeroes required when populated. Default to zeroes when not applicable.
56	File Type 2 (see rules) Not available for File Type 1 and 3	Handling Charge	Numeric(4) Defined as: 99v99	Handling charge for Registered Mail valued at more than \$25,000.	\$20.50 Entered as:002050	Required if First-Class Mail with Registered service valued more than \$25,000. Leading zeroes required when populated. Default to zeroes when not applicable.
57	All (see rules)	Surcharge Type	Alphanumeric(2)	Refer to Appendix J, Table 13 for the complete list of Surcharge Type codes.	A1	Default is spaces

DETAIL RECORD D1 - Shipping Services File Record Version 2.0 Layout						
TRACKING INFORMATION						
Record Position	Required Field	Field Name	Format (Size)	Description	Example	Content Rules and Limitations
58	File Types 1 and 3 (see rules)	Surcharge Amount	Numeric(7) Defined as: 9999v999	In unit of dollars and rounded to 3 decimals.	\$1.656 Entered as: 0001656	Numeric values (0-9) only. Leading zeroes required when populated. Default to zeroes when not applicable.
59	File Types 1 and 3 (see rules)	Discount Type	Alphanumeric(2)	Refer to Appendix J, Table 6 for the complete list of Discount Type codes.	D1	Default is spaces
60	File Types 1 and 3 (see rules)	Discount Amount	Numeric(7) Defined as: 9999v999	In unit of dollars and rounded to 3 decimals.	\$1.656 Entered as: 0001656	Numeric values (0-9) only. Leading zeroes required when populated. Default to zeroes when not applicable.
61	Not valid for File Types 1 and 3 (see rules)	Non-Incidental Enclosure Rate Indicator	Alphanumeric(2)	Refer to Appendix J, Table 11 for the complete list of Rate Indicator codes.	SP	Mandatory if applicable.
62	Not valid for File Types 1 and 3 (see rules)	Non-Incidental Enclosure Class	Alphanumeric(2)	Refer to Appendix J, Table 8 for the complete list of Mail Class codes.	FC	Mandatory if applicable.
63	Not valid for File Types 1 and 3 (see rules)	Non-Incidental Enclosure Postage	Numeric(7) Defined as: 9999v999	Postage amount for the non-incidental enclosure. In unit of dollars and rounded to the nearest tenth of cent.	\$.33 Entered as: 0000330	Mandatory if applicable. Leading zeroes required when populated. Default to zeroes when not applicable.

DETAIL RECORD D1 - Shipping Services File Record Version 2.0 Layout						
TRACKING INFORMATION						
Record Position	Required Field	Field Name	Format (Size)	Description	Example	Content Rules and Limitations
64	Not valid for File Types 1 and 3 (see rules)	Non-Incidental Enclosure Weight	Numeric(9) Defined as: 99999v9999	Individual weight of the non-incidental enclosure.	0.2500 Entered as: 000002500	Mandatory if applicable. In unit of lbs and significant to 4 decimal positions. Leading zeroes required when populated. Default to zeroes when not applicable.
65	Not valid for File Types 1 and 3 (see rules)	Non-Incidental Enclosure Processing Category	Alphanumeric(1)	Refer to Appendix J, Table 12 for the complete list of Processing Category codes.	3	Default is spaces for non-applicable products
66	File Types 1 and 3 (see rules)	Postal Routing Barcode	Numeric(1)	Indicator of presence and / or type of 5-digit destination ZIP Code (postal routing barcode). Refer to Appendix J, Table 10 for the complete list of Postal Routing Barcode codes.	1	Field shall contain a valid code. Default is zeroes
67	File Type 1 (see rules)	Open and Distribute Contents Indicator	Alphanumeric(2)	Refer to Appendix J, Table 9 for the complete list of Open and Distribute Content Indicator Codes.	EF	Required for Open and Distribute mailings. Default is spaces for non-applicable products
68	File Type 1 (see rules)	PO Box Indicator	Alphanumeric(1)	'Y' = Priority Mail Express Manifesting addressed to a PO Box.	N	Required for Priority Mail Express. Default value is 'N'.

DETAIL RECORD D1 - Shipping Services File Record Version 2.0 Layout

TRACKING INFORMATION

Record Position	Required Field	Field Name	Format (Size)	Description	Example	Content Rules and Limitations
69	File Type 1 (see rules)	Waiver of Signature/Carrier Release/Customer Delivery Preference	Alphanumeric(1)	<p>Waiver of signature for Priority Mail Express®</p> <p>Y = Mailer requests waiver of signature on delivery for Priority Mail Express®</p> <p>N = Mailer does not request waiver of signature on delivery of Priority Mail Express®</p> <p>.....</p> <p>Carrier Release Product</p> <p>1 = Mailer requests Carrier Release</p> <p>2 = Mailer does not request Carrier Release</p> <p>Merchant Override-Electronic Signature Online used to opt-out of eSOL and require a physical signature upon delivery.</p>	N	<p><u>Mandatory for Priority Mail Express.</u></p> <p>Default value is 'Y'.</p> <p>Required: Print 'WAIVER OF SIGNATURE' on label when value set to 'Y'.</p> <p>Print 'SIGNATURE REQUIRED' on label when value set to 'N'.</p> <p>'N' indicates eSOL eligible.</p> <p>.....</p> <p><u>Carrier Release Product</u></p> <p>Cannot be used with signature services products</p> <p>1 = Mailer requests Carrier Release</p> <p>2 = Mailer does not request Carrier Release</p> <p>.....</p> <p><u>Merchant Override</u></p> <p>3= Merchant Override</p> <p>Electronic Signature Online (eSOL) o Physical Signature Required</p> <p>Print 'SIGNATURE REQUIRED' on label when value set to '3'.</p> <p>Null = Default</p> <p>.....</p> <p><u>Customer Delivery Preference-Future Use.</u></p> <p>Null = Default</p>

DETAIL RECORD D1 - Shipping Services File Record Version 2.0 Layout						
TRACKING INFORMATION						
Record Position	Required Field	Field Name	Format (Size)	Description	Example	Content Rules and Limitations
70	File Type 1 (see rules)	Delivery Option Indicator	Alphanumeric(1)	Refer to Appendix J, Table 3 for the complete list of Deliver Option Indicator codes.	1	Required for Priority Mail Express. For PMEOD, the Delivery Option Indicator of "E" is required. Default value is '1'.
71	File Types 1 and 2 (see rules)	Destination Delivery Point	Numeric(2)	Destination Delivery Point - completes the 11 digit Delivery Point ZIP Code.	02	Numeric values (0-9) only. If International, all zeroes. Default zeroes if not available.
72	File Type 4 (see rules)	Removal Indicator	Alphanumeric(1)	"Y" Customer indicates the label will not be used	Y	Field shall contain a valid code (space or "Y")
73	File Types 1 and 2 (see rules)	Tracking Indicator	Alphanumeric(2)	Indicates that the Original Tracking Number is included in field position 75 and that the item has been Overlabeled or includes a Return Receipt PS Form 3811.	"01"	If the item has been Overlabeled, set this field to '01'. If the item is being accompanied by a Return Receipt PS Form 3811, set the field to '02'. Default is null.

DETAIL RECORD D1 - Shipping Services File Record Version 2.0 Layout						
TRACKING INFORMATION						
Record Position	Required Field	Field Name	Format (Size)	Description	Example	Content Rules and Limitations
74	File Types 1 and 2 (see rules)	Original Label Tracking Number Barcode Construct Code	Alphanumeric(4)	A 3-character code to identify the construct of the Original Label Tracking Number.	Refer to Appendix J, Table 1 for the complete list of Barcode Construct codes.	<p>Constructs available to be used by commercial customers begin with "C".</p> <p>IMPB Barcode Construct Codes – C01 through C10.</p> <p>File Type 1 and 3 – Legacy Barcode Construct Code – L01 only.</p> <p>File Type2 –Legacy Barcode Construct Codes – L01 through L04.</p> <p>File Type 1 and 3 – International Barcode Construct – G01, G02 or I01.</p> <p>File Type 2 - International, the barcode construct field will be spaces.</p> <p>Default is null</p>

DETAIL RECORD D1 - Shipping Services File Record Version 2.0 Layout						
TRACKING INFORMATION						
Record Position	Required Field	Field Name	Format (Size)	Description	Example	Content Rules and Limitations
75	File Types 1 and 2 (see rules)	Original Tracking Number	Alphanumeric(34)	Populate this field in only two situations: 1) Overlabel - when an item has been relabeled with a new tracking number and its original tracking number has previously been provided to the USPS in electronic data. The tracking number contained in position 2 is the new tracking number, the tracking number in this field is the initial tracking number for the item. Tracking indicator in Field 73 should be set to 01. 2) Return Receipt - when an item includes Return Receipt PS Form 3811(Green Card). The Tracking Indicator in Field 73 should be set to 02 and the tracking number on the Return Receipt should be in this field.	Refer to Appendix J, Table 1 for the complete list of label examples. Tracking Number for a Return Receipt uses Service Type Code 909: 9590940100005191000 012	Tracking number shall be unique for 120 days from first use. 3 digits '420' are the routing application identifier. Used only when including a Routing ZIP Code. 5 digits Routing ZIP Code and 4 digits Routing +4 are optional. Should be populated only when item is overlabeled or is accompanied by a Return Receipt. Default is null
76	None (see rules)	Customer Reference Number 2/Merchant ID (ePostage Customers)	Alphanumeric(30)	Customer's internal reference number.	123456	Used for customer internal identification purposes.
77	File Type 1 (see rules)	Recipient Name	Alphanumeric(48)	Ship to name of addressee.	JOHN DOE	Required for all signature products Recommended for all products

DETAIL RECORD D1 - Shipping Services File Record Version 2.0 Layout						
TRACKING INFORMATION						
Record Position	Required Field	Field Name	Format (Size)	Description	Example	Content Rules and Limitations
78	File Type 1 (see rules)	Delivery Address	Alphanumeric(48)	Delivery Address in the destination address.	123 MAIN ST	<p>Required for signature products and International mail.</p> <p>NOTE; Either the Destination Delivery Address and/or the 11-digit Destination Delivery Point are required.</p> <p>May contain secondary unit designator, such as APT or SUITE, for signature products</p> <ul style="list-style-type: none"> ▪ The following Special Characters (hyphen, forward slash and period) are allowed. ▪ This field is not to be used for the city or state. ▪ Default is spaces

DETAIL RECORD D1 - Shipping Services File Record Version 2.0 Layout						
TRACKING INFORMATION						
Record Position	Required Field	Field Name	Format (Size)	Description	Example	Content Rules and Limitations
79	None (see rules)	Ancillary Service Endorsement	Alphanumeric(3)	Address Correction service Code and option. 'A' = Change Service Option 1 'B' = Change Service Option 2 'C' = Address Service Option 1 'D' = Address Service Option 2 'L' = Address Service Option 3 'M' = Address Service Option 4 'E' = Address Service-BPRS 'F' = Return Service Option 1 'G' = Return Service Option 2 'O' = Return Service Option 3 'H' = Temp Return Service Option 1 'I' = Temp Return Service Option 2 'J' = Shipper Paid Forward Option 1 'K' = Shipper Paid Forward Option 2 'Z' = Forwarding Service Option 1 'N' = No Endorsement		Future Use.
80	None (see rules)	Address Service Participant Code	Alphanumeric(9)	6 or 9-digit Mailer ID or a 7-digit Alphanumeric code.		Future Use.
81	None (see rules)	Key Line	Alphanumeric(16)	The Mailer/Shipper's identification to the recipient.		Future Use.
82	None (see rules)	Return Address	Alphanumeric(48)	Address of Sender.	123 MAIN ST	Required for COD
83	None (see rules)	Return Address City	Alphanumeric(28)	City name of Sender address	Reston	Required for COD
84	None (see rules)	Return Address State	Alphanumeric(2)	Two character state code of the sender address	VA	Required for COD

DETAIL RECORD D1 - Shipping Services File Record Version 2.0 Layout						
TRACKING INFORMATION						
Record Position	Required Field	Field Name	Format (Size)	Description	Example	Content Rules and Limitations
85	None (see rules)	Return Address ZIP Code	Numeric(5)	5 digit ZIP code for sender address.	22201	Sender's ZIP Code is required. Shall be 5 digits. Numeric values (0-9) only.
86	None (see rules)	Logistic Mailing Facility CRID	Alphanumeric(15)	CRID associated with the mail preparation facility where the shipment was prepared.	987987	May be provided for File type 1 and 3.
87	All	CRLF	Alphanumeric(2)	Carriage return Line Feed		

DETAIL RECORD D2 - Shipping Services File Record Version 2.0 Layout						
SPECIAL PRODUCT INFORMATION						
Record Position	Required Field	Field Name	Format (Size)	Description	Example	Content Rules and Limitations
1	All (see rules)	Electronic File Detail Record ID	Alphanumeric(2)	A 2-character system constant that identifies an electronic file detail record.	D2	'D2' is required.
2	All (see rules)	Tracking Number	Alphanumeric(34)	<p>For Domestic files provide IMPB Tracking number used on package. May include routing information and Package Identification Code (PIC).</p> <p>Commercial Mailer 3-digits - '420' 5-digits - Routing ZIP Code 4-digits - Routing +4 2-digits - AI (92 or 93) 3-digits - STC 6- or 9-digits - MID If six-digit MID, 10- or 14-digit serial # If nine-digit MID, 7- or 11-digit serial # 1-digit - check digit</p> <p>Online Mailer 3-digits - '420' 5-digits - Routing ZIP Code 4-digits - Routing +4 2-digits - AI 94 3-digits - STC 2-digits - source identifier for your system 6- or 9-digits - MID 5 or 8-digits, serial number depending on construct used 1-digit - check digit</p>	Refer to Appendix J, Table 1 for the complete list of label examples.	<p>Over Labeling Rules: This Tracking Number shall represent the Tracking Number of the label that was placed over the Original Tracking Number. The Original Tracking Number should be included in position 75.</p> <p>Tracking number shall be unique for 120 days from first use.</p> <p>3-digit '420' is the Routing Application Identifier. Used only when including a Routing ZIP Code.</p> <p>5-digit Routing ZIP Code and 4-digit Routing +4 are optional.</p> <p>Must use a 9-digit ZIP Code in the IMPB Tracking Number for Hold for Pickup.</p>

DETAIL RECORD D2 - Shipping Services File Record Version 2.0 Layout						
SPECIAL PRODUCT INFORMATION						
Record Position	Required Field	Field Name	Format (Size)	Description	Example	Content Rules and Limitations
2 (continued)	All (see rules)	Tracking Number	Alphanumeric(34)	<p>Legacy Tracking number use on package 2-digits - "91" AI 2-digits - STC 9-digits - MID 8-digits - Variable length serial number from 2 to 8-digits. 1-digit - check digit</p> <p>For International files, provide the 13-character Customs Barcode in the Tracking Number. See below for barcode format. 13-character barcode includes:</p> <p>2 char Service Indicator *A-Z* 8-digit Package Sequence Number 1-digit - Check digit 2 char origin country code</p>		
3	All (see rules)	Secondary Delivery Address	Alphanumeric(96)	<p>Destination Delivery Address Information or Additional Address Information such as "Apt Number"</p>	<p>Urbanization: Four Line Address Mrs Jane Doe URB Las Gladio 150 Calle A San Juan PR 00926</p>	<p>Second field to include additional address information such as "urbanization"</p> <p>Allow the following characters: Hyphen ' - ' Pound Sign ' # ' Forward Slash ' / ' Comma ' , '</p> <p>48 char secondary address</p>
4	File Types 1 and 2	City Name	Alphanumeric (28)	<p>City name of the destination address.</p>	Reston	

DETAIL RECORD D2 - Shipping Services File Record Version 2.0 Layout						
SPECIAL PRODUCT INFORMATION						
Record Position	Required Field	Field Name	Format (Size)	Description	Example	Content Rules and Limitations
5	File Types 1 and 2	State	Alphanumeric (2)	Two character state code of the destination address.	VA	
6	File Types 1 and 2	Delivery ZIP Code	Numeric (5)	Destination 5-digit ZIP Code.	22201	Must be 5 digits. Numeric values (0-9) only.
7	File Types 1 and 2	Delivery ZIP +4	Alphanumeric (4)	Destination +4 add on of Domestic ZIP Code.	2804	Numeric values (0-9) only. If International, all zeroes.
8	File Types 1 and 2 (see rules)	Recipient E-mail Address	Alphanumeric(64)	E-mail address of recipient.	johnsmith@usps.gov	Required for Hold For Pickup. Required if Recipient SMS number is not provided.
9	File Types 1 and 2 (see rules)	Recipient SMS Number	Alphanumeric(64)	Phone number at which recipient will receive text messages.	5555551234	Required for Hold For Pickup. Required if Recipient E-mail address is not provided.
10	File Types 1 and 2 (see rules)	Sender Name	Alphanumeric(48)	Name of sender.	Jane Doe	Required for Hold For Pickup.
11	File Types 1 and 2 (see rules)	Sender E-mail Address	Alphanumeric(64)	E-mail address of sender.	janedoe@usps.gov	Information is required for Hold For Pickup for the customer to receive the Hold for Pickup notification.
12	File Types 1 and 2 (see rules)	Sender SMS Number	Alphanumeric(64)	Phone number at which sender will receive text messages.	5555551235	Information is required for Hold For Pickup for the customer to receive the Hold for Pickup notification.
13	All	CRLF	Alphanumeric(2)	Carriage Return Line Feed		

DETAIL RECORD D3 - Shipping Services File Record Version 2.0 Layout						
INTERNATIONAL CUSTOMS INFORMATION						
Record Position	Required Field	Field Name	Format (Size)	Description	Example	Content Rules and Limitations
1	All (see rules)	Electronic File Detail Record ID	Alphanumeric(2)	A 2-character system constant that identifies an electronic file detail record.	D3	'D3' is required.

DETAIL RECORD D3 - Shipping Services File Record Version 2.0 Layout						
INTERNATIONAL CUSTOMS INFORMATION						
Record Position	Required Field	Field Name	Format (Size)	Description	Example	Content Rules and Limitations
2	All (see rules)	Tracking Number	Alphanumeric(34)	<p>For Domestic files provide IMPb Tracking number used on package. May include routing information and Package Identification Code (PIC). Commercial Mailer 3-digits - '420' 5-digits - Routing ZIP Code 4-digits - Routing +4 2-digits - AI (92 or 93) 3-digits - STC 6- or 9-digits - MID If six-digit MID, 10- or 14-digit serial # If nine-digit MID, 7- or 11-digit serial # 1-digit - check digit</p> <p>Online Mailer 3-digits - '420' 5-digits - Routing ZIP Code 4-digits - Routing +4 2-digits - AI 94 3-digits - STC 2-digits - source identifier for your system 6- or 9-digits - MID 5 or 8-digits, serial number depending on construct used 1-digit - check digit</p>	Refer to Appendix J, Table 1 for the complete list of label examples.	<p>Over Labeling Rules: This Tracking Number shall represent the Tracking Number of the label that was placed over the Original Tracking Number. The Original Tracking Number should be included in position 75.</p> <p>Tracking number shall be unique for 120 days from first use.</p> <p>3-digit '420' is the Routing Application Identifier. Used only when including a Routing ZIP Code.</p> <p>5-digit Routing ZIP Code and 4-digit Routing +4 are optional.</p> <p>Must use a 9-digit ZIP Code in the IMPB Tracking Number for Hold for Pickup.</p> <p>This shall be the same PIC from Detail Record 1</p>

DETAIL RECORD D3 - Shipping Services File Record Version 2.0 Layout						
INTERNATIONAL CUSTOMS INFORMATION						
Record Position	Required Field	Field Name	Format (Size)	Description	Example	Content Rules and Limitations
2 (continued)	All (see rules)	Tracking Number	Alphanumeric(34)	<p>Legacy Tracking number use on package 2-digits - "91" AI 2-digits - STC 9-digits - MID 8-digits - Variable length serial number from 2 to 8-digits. 1-digit - check digit</p> <p>For International files, provide the 13-character Customs Barcode in the Tracking Number. See below for barcode format. 13-character barcode includes:</p> <p>2 character Service Indicator *A-Z* 8-digit Package Sequence Number 1-digit - Check digit 2 character origin country code</p>		
3	All (see rules)	Customs Label Barcode Number	Alphanumeric(34)	Barcode number from the 2976 or 2976A declaration form.	CP123456789US	<p>For Priority Mail International and First Class International, this will be the same as the PIC.</p> <p>For Priority Mail Express International this number could be the same as the tracking number or different than the tracking number</p>
4	See Rules	Sender Last Name	Alphanumeric(75)	Last Name of sender.	Doe	<p>Sender's Last name required unless Sender's Business name is present.</p> <p>Shall be at least 2 alpha characters A-Z.</p>

DETAIL RECORD D3 - Shipping Services File Record Version 2.0 Layout						
INTERNATIONAL CUSTOMS INFORMATION						
Record Position	Required Field	Field Name	Format (Size)	Description	Example	Content Rules and Limitations
5	See Rules	Sender First Name	Alphanumeric(49)	First Name of sender.	Jane	Sender's First name required if last name is present. Shall be at least 2 alpha characters A-Z.
6	None (see rules)	Sender Middle Initial	Alphanumeric(1)	Middle Initial of Sender	A	
7	See Rules	Sender Business Name	Alphanumeric(100)	Name of Sender's Business	Example Corporation	Sender's Business Name required if last name is not present. Shall be at least 2 alpha characters A-Z.
8	All (see rules)	Sender Address	Alphanumeric(148)	Address of Sender.	123 MAIN ST	Sender's Address is required. The following Special Characters (hyphen, forward slash and period) are allowed.
9	All (see rules)	Sender City	Alphanumeric(50)	City name of Sender address	Reston	Sender's City is required.
10	All (see rules)	Sender State	Alphanumeric(2)	Two character state code of the sender address	VA	Sender's State is required.
11	All (see rules)	Sender ZIP Code	Alphanumeric(5)	5 digit ZIP code for sender address.	22201	Sender's ZIP Code is required. Shall be 5 digits. Numeric values (0-9) only.
12	None (see rules)	Sender Zip +4	Alphanumeric(4)	+4 add on of ZIP Code for sender address	2804	Numeric values (0-9) only.
13	None (see rules)	Sender Delivery Point Code	Alphanumeric(2)	Destination Delivery Point - completes the 11 digit Delivery Point ZIP Code.	02	Numeric values (0-9) only.
14	None (see rules)	Sender Phone	Alphanumeric(30)	Phone number associated with the sender. Format for U.S. is: nnn-xxx-nxxx	202-555-1234	
15	All (see rules)	Sender Country Code	Alphanumeric(2)	Country associated with sender's address - use 2 character ISO Code.	US	

DETAIL RECORD D3 - Shipping Services File Record Version 2.0 Layout						
INTERNATIONAL CUSTOMS INFORMATION						
Record Position	Required Field	Field Name	Format (Size)	Description	Example	Content Rules and Limitations
16	See Rules	Recipient Last Name	Alphanumeric(75)	Last Name of addressee.	DOE	Recipient's Last name required unless Recipient's Business name is present. Shall be at least 2 alpha characters A-Z.
17	See Rules	Recipient First Name	Alphanumeric(49)	First Name of addressee.	John	Recipient's First name required if Recipient's Last name is present. Shall be at least 2 alpha characters A-Z.
18	None (see rules)	Recipient Middle Initial	Alphanumeric(1)	Middle Initial of addressee	Z	
19	See Rules	Recipient Business Name	Alphanumeric(100)	Ship to business name	Example Inc.	Recipient's Business Name required if Recipient's Last name is not present. Shall be at least 2 alpha characters A-Z.
20	See Rules	Recipient Delivery Address	Alphanumeric(148)	Delivery Address in the destination address. (May contain secondary unit designator, such as APT or SUITE, for Accountable mail.) This field is not to be used for the city or state.	123 MAIN ST	Required for Accountable mail and international mail. (May contain secondary unit designator, such as APT or SUITE, for Accountable mail.) The following Special Characters (-, hyphen, forward slash and period) are allowed. This field is not to be used for the city or state.
21	None (see rules)	Recipient City Name	Alphanumeric(50)	City name of the destination address.	Reston	Required
22	None (see rules)	International Province Name	Alphanumeric(40)	International Province Name of the destination address.	Ontario	Mandatory for international mail to countries with Province Names.
23	None (see rules)	Delivery Postal Code	Alphanumeric(25)	Foreign country postal codes or POSTNET representation.	A0A9A0	Required for international mail if used in the destination country

DETAIL RECORD D3 - Shipping Services File Record Version 2.0 Layout						
INTERNATIONAL CUSTOMS INFORMATION						
Record Position	Required Field	Field Name	Format (Size)	Description	Example	Content Rules and Limitations
24	All (see rules)	Delivery Country Code	Alphanumeric(2)	Two character standardized 2-digit ISO International country code. Required for International pieces as listed in the International Mail Manual (IMM)	JP	Mandatory for International
25	See rules.	Importers Reference Type	Alphanumeric(1)	'1' = Tax Code '2' = VAT no. '3' = Importer Code Space	2	If the "Importers Reference" field is not spaces, then "Importers Reference Type" is mandatory. See rule above for when the default value can be a space.
26	None (see rules)	Importers Reference	Alphanumeric(40)	Tax code / VAT no. / Importer Code	2332568794	
27	None (see rules)	Importers Telephone Number	Alphanumeric(30)	Telephone number of importer	015552688000	
28	None (see rules)	Importers Fax Number	Alphanumeric(30)	Fax number of Importer	015552688000	
29	None (see rules)	Importers E-mail Address	Alphanumeric(40)	E-mail address of Importer	janedoe@usps.gov	
30	None (see rules)	Postage Paid	Numeric(9) Define as: 9999999v99	Total amount of postage paid, including all fees and surcharges	\$12.34 Entered as 000001234	Leading zeroes required. Numeric values (0-9) only. Default to zeroes, when not applicable.
31	All (see rules)	Net Weight (Pounds)	Numeric(5) Defined as: 999v99	Total package weight in pounds. Fractions of pounds are accepted.	1.75 lbs. Entered as 00175	Required total weight of all items before package tare weight. Either pounds or ounces shall be greater than zero. Pounds can be expressed as a fraction (eg. 0.75 lbs) Leading zeroes required, when populated.

DETAIL RECORD D3 - Shipping Services File Record Version 2.0 Layout						
INTERNATIONAL CUSTOMS INFORMATION						
Record Position	Required Field	Field Name	Format (Size)	Description	Example	Content Rules and Limitations
32	All (see rules)	Net Weight (Ounces)	Numeric(2)	Total package weight in ounces.	2 oz. Entered as 02	Either pounds or ounces shall be greater than zero. Ounces should not exceed 15.
33	All (see rules)	Total Package Value	Numeric(9) Define as 9999999V99	Total value of the package in US dollars.	125.00 Entered as 000012500	Required Shall be greater than zero. Cannot be less than the sum of all item values in the D4 record. Leading zeroes required.
34	None (see rules)	Delivery Type	Alphanumeric(1)	1 = Airmail Priority, 2 = Surface Non-Priority	1	
35	None (see rules)	Description of Package	Alphanumeric(1)	'1' = Merchandise '2' = Gift '3' = Document '4' = Commercial Sample '5' = Returned Goods '6' = Other (explanation in package comments field below) '7' = Humanitarian Donations '8' = Dangerous Goods	5	Required If the description of package = "3 Document" then a D4 document record is not required. If the Description of Package = "6 – Other" then a value for Content Comments must be provided
36	None (see rules)	Content Comments	Alphanumeric(25)	Any comments on the contents of the package.		Required when Description of Package =6
37	None (see rules)	Package Restrictions	Alphanumeric(1)	'1' = Quarantine '2' = Sanitary Inspection '3' = Phytosanitary Inspection '4' = Other Restriction	1	
38	None (see rules)	Package Restriction Comments	Alphanumeric(25)	Any restriction remarks.		

DETAIL RECORD D3 - Shipping Services File Record Version 2.0 Layout						
INTERNATIONAL CUSTOMS INFORMATION						
Record Position	Required Field	Field Name	Format (Size)	Description	Example	Content Rules and Limitations
39	None (see rules)	License Number	Alphanumeric(16)	General export license. See the International Mail Manual, section 532.	5684351684	Conditionally required – shipper must determine if an export requires a license. See export.gov/article?id=Regulation for more information.
40	None (see rules)	Certificate Number	Alphanumeric(12)	If item is accompanied by a certificate number, enter it here.	5684351684	
41	None (see rules)	Invoice Number	Alphanumeric(15)	If item is accompanied by an Invoice number, enter it here. All commercial items should have an invoice.	5684351684	
42	None (see rules)	Senders Instructions in case of non-delivery	Alphanumeric(1)	“1” = Treat as abandoned “2” = Return to Sender “3” = Redirect Address	1	
43	None (see rules)	SDR Value	Numeric(8) Defined as: 99999v999	SDR Value of mail item	\$5.69 Entered as: 0005690	In unit of dollars and rounded to the nearest cent. Leading zeroes required. Default to zeroes when not applicable Numeric values (0-9) only.
44	None (see rules)	EEL	Alphanumeric(25)	Exemption or Exclusion Legend (EEL)	NOEEI 30.37(a)	Required – either the EEL or the PFC must be populated with a valid value. An Exemption and Exclusion Legend (EEL) is required for international shipments valued at \$2500 or less and/or not requiring an export license. Example: NOEEI 30.37(a) A list of common exemptions is provided in the IMM subsection 526 – AES Exemption

DETAIL RECORD D3 - Shipping Services File Record Version 2.0 Layout						
INTERNATIONAL CUSTOMS INFORMATION						
Record Position	Required Field	Field Name	Format (Size)	Description	Example	Content Rules and Limitations
45	None (see rules)	PFC	Alphanumeric(35)	Proof of Filing Citation (PFC).	Example of the ITN they will receive: AES X20080930987654.	Required – either the EEL or the PFC must be populated with a valid value. A Proof of Filing Citation (PFC) is required for international shipments valued over \$2500 and/or requiring an export license. The mailer shall go to www.aesdirect.gov to obtain an Internal Transaction Number (ITN).
46	See Rules	Redirect Name	Alphanumeric(48)	Name of Redirect	Jane Doe	If “3” is selected in the “Senders Instructions in case of non-delivery” field, then this field is mandatory.
47	See Rules	Redirect E-mail Address	Alphanumeric(64)	E-mail address of Redirect	janedoe@usps.gov	If “3” is selected in the “Senders Instructions in case of non-delivery” field, then this field is mandatory.
48	See Rules	Redirect SMS Number	Alphanumeric(64)	Phone number at which redirect will receive text messages.	15552688000	If “3” is selected in the “Senders Instructions in case of non-delivery” field, then this field is mandatory.
49	See Rules	Redirect Address	Alphanumeric(48)	Address of Redirect. This field is not to be used for the city or state.	123 MAINT ST	If “3” is selected in the “Senders Instructions in case of non-delivery” field, then this field is mandatory.
50	See Rules	Redirect City	Alphanumeric(28)	City name of Redirect address	Reston	If “3” is selected in the “Senders Instructions in case of non-delivery” field, then this field is mandatory.
51	See Rules	Redirect State	Alphanumeric(2)	Two character state code of the Redirect address	VA	If “3” is selected in the “Senders Instructions in case of non-delivery” field, then this field is mandatory.
52	See Rules	Redirect Zip Code	Numeric(5)	5 digit ZIP code for Redirect address.	22201	If “3” is selected in the “Senders Instructions in case of non-delivery” field, then this field is mandatory. Shall be 5 digits. Numeric values (0-9) only.
53	None (see rules)	Redirect Zip +4	Alphanumeric(4)	+4 add on of ZIP Code for Redirect address.	2804	Numeric values (0-9) only.
54	None (see rules)	Sender Customs Reference Number	Alphanumeric(14)	Customs reference number.		
55	None (see rules)	Insured Number	Alphanumeric(13)	Insured Number	AB0999	

DETAIL RECORD D3 - Shipping Services File Record Version 2.0 Layout						
INTERNATIONAL CUSTOMS INFORMATION						
Record Position	Required Field	Field Name	Format (Size)	Description	Example	Content Rules and Limitations
56	None (see rules)	Insured Amount	Numeric(9) Defined as 999999.999	SDR Value of mail item	\$5.69 Entered as 0005690	Leading zeros required Default to zeroes when not applicable. Numeric values (0-9)
57	All	CRLF	Alphanumeric(2)	Carriage Return Line Feed		

DETAIL RECORD D4 - Shipping Services File Record Version 2.0 Layout						
INTERNATIONAL CUSTOMS INFORMATION <i>(more than one D4 record may exist per mail piece (D1) record)</i>						
Record Position	Required Field	Field Name	Format (Size)	Description	Example	Content Rules and Limitations
1	All (see rules)	Electronic File Detail Record ID	Alphanumeric(2)	A 2-character system constant that identifies an electronic file detail record.	D4	'D4' is required.

DETAIL RECORD D4 - Shipping Services File Record Version 2.0 Layout						
INTERNATIONAL CUSTOMS INFORMATION (more than one D4 record may exist per mail piece (D1) record)						
Record Position	Required Field	Field Name	Format (Size)	Description	Example	Content Rules and Limitations
2	All (see rules)	Tracking Number	Alphanumeric(34)	<p>For Domestic files provide IMPb Tracking number used on package. May include routing information and Package Identification Code (PIC). Commercial Mailer 3-digits - '420' 5-digits - Routing ZIP Code 4-digits - Routing +4 2-digits - AI (92 or 93) 3-digits - STC 6- or 9-digits - MID If six-digit MID, 10- or 14-digit serial # If nine-digit MID, 7- or 11-digit serial # 1-digit - check digit</p> <p>Online Mailer 3-digits - '420' 5-digits - Routing ZIP Code 4-digits - Routing +4 2-digits - AI 94 3-digits - STC 2-digits - source identifier for your system 6- or 9-digits - MID 5 or 8-digits, serial number depending on construct used 1-digit - check digit</p>	Refer to Appendix J, Table 1 for the complete list of label examples.	<p>Over Labeling Rules: This Tracking Number shall represent the Tracking Number of the label that was placed over the Original Tracking Number. The Original Tracking Number should be included in position 75.</p> <p>Tracking number shall be unique for 120 days from first use.</p> <p>3-digit '420' is the Routing Application Identifier. Used only when including a Routing ZIP Code.</p> <p>5-digit Routing ZIP Code and 4-digit Routing +4 are optional.</p> <p>Must use a 9-digit ZIP Code in the IMPB Tracking Number for Hold for Pickup.</p> <p>This shall be the same PIC from Detail Record 1</p>

DETAIL RECORD D4 - Shipping Services File Record Version 2.0 Layout						
INTERNATIONAL CUSTOMS INFORMATION (more than one D4 record may exist per mail piece (D1) record)						
Record Position	Required Field	Field Name	Format (Size)	Description	Example	Content Rules and Limitations
2 (continued)	All (see rules)	Tracking Number	Alphanumeric(34)	<p>Legacy Tracking number use on package 2-digits - "91" AI 2-digits - STC 9-digits - MID 8-digits - Variable length serial number from 2 to 8-digits. 1-digit - check digit</p> <p>For International files, provide the 13-character Customs Barcode in the Tracking Number. See below for barcode format. 13-character barcode includes: 2 character Service Indicator *A-Z* 8-digit Package Sequence Number 1-digit - Check digit 2 character origin country code</p>		
3	All (see rules)	Customs Item Detail Number	Numeric(3)	A sequential number of each unique item enclosed in the package.	001	<p>Required</p> <p>Right justified, leading zeroes.</p> <p>First number should start at 001</p>

DETAIL RECORD D4 - Shipping Services File Record Version 2.0 Layout						
INTERNATIONAL CUSTOMS INFORMATION (more than one D4 record may exist per mail piece (D1) record)						
Record Position	Required Field	Field Name	Format (Size)	Description	Example	Content Rules and Limitations
4	All (see rules)	Customs Category Article	Alphanumeric(12)	Harmonization Schedule (HS) tariff number, which shall be based on the Harmonized Commodity Description and Coding System developed by the World Customs Organization.		<p>For commercial senders only.</p> <p>Conditionally required – this is the Harmonized Tariff Schedule code which may be required by the destination country to clear customs electronically.</p> <p>A list of HTS codes can be found here: https://hts.usitc.gov/export</p> <p>China has a unique set of tariff schedule codes.</p> <p>Since the final destination of an APO/FPO/DPO item is unknown, it is suggested that the HTS code always be populated for these shipments.</p> <p>Sample of actual HTS code: 6110.20 (6 digit level) & 6110.20.1010,6110.20.1023, 6110.20.2005, etc. (10 digit level) – the periods are needed to determine the level of identification</p>
5	All (see rules)	Customs Description	Alphanumeric(30)	Description of article in package.		<p>Required</p> <p>Description must be greater than 1 char</p> <p>NA is not a valid description</p> <p>Detailed Description of each article. The words "Food", "Clothing", "Clothes", "Medicine" or "Toys" are not permitted as a stand alone entry. Instead enter a type of each item such as "men's shirts", "prescription drugs" or "model airplane".</p>
6	All (see rules)	Quantity	Numeric(4)	Total number of articles in package of this customs category.	0020	<p>Required</p> <p>Value shall be greater than zero.</p>

DETAIL RECORD D4 - Shipping Services File Record Version 2.0 Layout						
INTERNATIONAL CUSTOMS INFORMATION (more than one D4 record may exist per mail piece (D1) record)						
Record Position	Required Field	Field Name	Format (Size)	Description	Example	Content Rules and Limitations
7	All (see rules)	Value	Numeric(8) Defined as: 999999v99	Total value of articles in package of this customs category. In units of dollars and rounded to nearest cent.	\$100.00 Entered as: 00010000	Required Value shall be greater than zero.
8	All (see rules)	Pounds	Numeric(5)	Net weight of articles in package of this customs category.	1.75 lbs. Entered as 00175	Either pounds or ounces shall be greater than zero. Pounds can be expressed as a fraction (eg. 0.75 lbs).
9	All (see rules)	Ounces	Numeric(2)	Net weight of articles in package of this customs category.	2 oz. Entered as 02	Either pounds or ounces shall be greater than zero. Ounces should not exceed 15.
10	None (see rules)	Country of Origin of Goods	Alphanumeric(2)	Two character standardized 2-digit ISO International country code. Required for International pieces.	JP	Conditionally required – the country code where the item was manufactured may be required by the destination country.
11	All	CRLF	Alphanumeric(2)	Carriage Return Line Feed		

DETAIL RECORD G1 - Shipping Services File Record Version 2.0 Layout						
INTERNATIONAL CUSTOMS INFORMATION						
Record Position	Required Field	Field Name	Format (Size)	Description	Example	Content Rules and Limitations
1	All (see rules)	Electronic File Detail Record ID	Alphanumeric(2)	A 2-character system constant that identifies an electronic file detail record.	G1	'G1' is required.

DETAIL RECORD G1 - Shipping Services File Record Version 2.0 Layout						
INTERNATIONAL CUSTOMS INFORMATION						
Record Position	Required Field	Field Name	Format (Size)	Description	Example	Content Rules and Limitations
2	All (see rules)	Tracking Number	Alphanumeric(34)	<p>For Domestic files provide IMpb Tracking number used on package. May include routing information and Package Identification Code (PIC). Commercial Mailer 3-digits - '420' 5-digits - Routing ZIP Code 4-digits - Routing +4 2-digits - AI (92 or 93) 3-digits - STC 6- or 9-digits - MID If six-digit MID, 10- or 14-digit serial # If nine-digit MID, 7- or 11-digit serial # 1-digit - check digit</p> <p>Online Mailer 3-digits - '420' 5-digits - Routing ZIP Code 4-digits - Routing +4 2-digits - AI 94 3-digits - STC 2-digits - source identifier for your system 6- or 9-digits - MID 5 or 8-digits, serial number depending on construct used 1-digit - check digit</p>	Refer to Appendix J, Table 1 for the complete list of label examples.	<p>Over Labeling Rules: This Tracking Number shall represent the Tracking Number of the label that was placed over the Original Tracking Number. The Original Tracking Number should be included in position 75.</p> <p>Tracking number shall be unique for 120 days from first use.</p> <p>3-digit '420' is the Routing Application Identifier. Used only when including a Routing ZIP Code.</p> <p>5-digit Routing ZIP Code and 4-digit Routing +4 are optional.</p> <p>Must use a 9-digit ZIP Code in the IMPB Tracking Number for Hold for Pickup.</p> <p>This shall be the same PIC from Detail Record 1</p>

DETAIL RECORD G1 - Shipping Services File Record Version 2.0 Layout						
INTERNATIONAL CUSTOMS INFORMATION						
Record Position	Required Field	Field Name	Format (Size)	Description	Example	Content Rules and Limitations
2 (continued)	All (see rules)	Tracking Number	Alphanumeric(34)	<p>Legacy Tracking number use on package 2-digits - "91" AI 2-digits - STC 9-digits - MID 8-digits - Variable length serial number from 2 to 8-digits. 1-digit - check digit</p> <p>For International files, provide the 13-character Customs Barcode in the Tracking Number. See below for barcode format. 13-character barcode includes:</p> <p>2 character Service Indicator *A-Z* 8-digit Package Sequence Number 1-digit - Check digit 2 character origin country code</p>		
3	All (see rules)	Customs Label Barcode Number	Alphanumeric(34)	Barcode number from the 2976 or 2976A declaration form.	CP123456789US	<p>Required</p> <p>For Priority Mail International and First Class International, this will be the same as the PIC.</p> <p>For Priority Mail Express International this number could be the same as the tracking number or different than the tracking number</p>
4	See Rules	Sender Last Name	Alphanumeric(75)	Last Name of sender.	Doe	<p>Sender's Last name required unless Sender's Business name is present.</p> <p>Shall be at least 2 alpha characters A-Z.</p>

DETAIL RECORD G1 - Shipping Services File Record Version 2.0 Layout						
INTERNATIONAL CUSTOMS INFORMATION						
Record Position	Required Field	Field Name	Format (Size)	Description	Example	Content Rules and Limitations
5	See Rules	Sender First Name	Alphanumeric(49)	First Name of sender.	Jane	Sender's First name required if last name is present. Shall be at least 2 alpha characters A-Z.
6	None (see rules)	Sender Middle Initial	Alphanumeric(1)	Middle Initial of Sender	A	
7	See Rules	Sender Business Name	Alphanumeric(100)	Name of Sender's Business	Example Corporation	Sender's Business Name required if last name is not present. Shall be at least 2 alpha characters A-Z.
8	All (see rules)	Sender Address	Alphanumeric(148)	Address of Sender.	123 MAIN ST	Sender's Address is required.
9	All (see rules)	Sender City	Alphanumeric(50)	City name of Sender address	Reston	Sender's City is required.
10	All (see rules)	Sender State	Alphanumeric(2)	Two character state code of the sender address	VA	Sender's State is required.
11	All (see rules)	Sender ZIP Code	Alphanumeric (5)	5 digit ZIP code for sender address.	22201	Sender's ZIP Code is required. Shall be 5 characters. Numeric values (0-9) only
12	None (see rules)	Sender Zip +4	Alphanumeric(4)	+4 add on of ZIP Code for sender address	2804	Numeric values (0-9) only. Default is null or spaces
13	None (see rules)	Sender Delivery Point Code	Alphanumeric(2)	Destination Delivery Point - completes the 11 digit Delivery Point ZIP Code.	02	Numeric values (0-9) only. Default is null or spaces
14	None (see rules)	Sender Phone	Alphanumeric(30)	Phone number associated with the sender. Format for U.S. is: nnn-xxx-nxxx	202-555-1234	Default is null or spaces

DETAIL RECORD G1 - Shipping Services File Record Version 2.0 Layout						
INTERNATIONAL CUSTOMS INFORMATION						
Record Position	Required Field	Field Name	Format (Size)	Description	Example	Content Rules and Limitations
15	All (see rules)	Sender Country Code	Alphanumeric(2)	Country associated with sender's address - use 2 character ISO Code.	US	The 2 char ISO Country Code is required
16	See Rules	Recipient Last Name	Alphanumeric(75)	Last Name of addressee.	DOE	Recipient's Last name required unless Recipient's Business name is present. Shall be at least 2 alpha characters A-Z.
17	See Rules	Recipient First Name	Alphanumeric(49)	First Name of addressee.	John	Recipient's First name required if Recipient's Last name is present. Shall be at least 1 alpha character A-Z.
18	None (see rules)	Recipient Middle Initial	Alphanumeric(1)	Middle Initial of addressee	Z	
19	See Rules	Recipient Business Name	Alphanumeric(100)	Ship to business name	Example Inc.	Recipient's Business Name required if Recipient's Last name is not present. Shall be at least 2 alpha characters A-Z.
20	See Rules	Recipient Delivery Address	Alphanumeric(148)	Delivery Address in the destination address.	123 MAIN ST	Required for Accountable mail and international mail. (May contain secondary unit designator, such as APT or SUITE, for Accountable mail.) This field is not to be used for the city or state.
21	None (see rules)	Recipient City Name	Alphanumeric(50)	City name of the destination address.	Reston	Required
22	None (see rules)	International Province Name	Alphanumeric(40)	International Province Name of the destination address.	Ontario	Mandatory for international mail to countries with Province Names. Default is null or spaces

DETAIL RECORD G1 - Shipping Services File Record Version 2.0 Layout						
INTERNATIONAL CUSTOMS INFORMATION						
Record Position	Required Field	Field Name	Format (Size)	Description	Example	Content Rules and Limitations
23	None (see rules)	Delivery Postal Code	Alphanumeric(25)	Foreign country postal codes or POSTNET representation.	A0A9A0	Mandatory for international mail.
24	All (see rules)	Delivery Country Code	Alphanumeric(2)	Two character standardized 2-digit ISO International country code. Required for International pieces as listed in the International Mail Manual (IMM)	JP	Mandatory for International only.
25	See rules.	Importers Reference Type	Alphanumeric(1)	'1' = Tax Code '2' = VAT no. '3' = Importer Code Space	2	If the "Importers Reference" field is not spaces, then "Importers Reference Type" is mandatory. See rule above for when the default value can be a space.
26	None (see rules)	Importers Reference	Alphanumeric(40)	Tax code / VAT no. / Importer Code	2332568794	Default is null or spaces
27	None (see rules)	Importers Telephone Number	Alphanumeric(30)	Telephone number of importer	015552688000	Default is null or spaces
28	None (see rules)	Importers Fax Number	Alphanumeric(30)	Fax number of Importer	015552688000	Default is null or spaces
29	None (see rules)	Importers E-mail Address	Alphanumeric(40)	E-mail address of Importer	janedoe@usps.gov	Default is null or spaces
30	None (see rules)	Postage Paid	Numeric(9) Define as: 9999999v99	Total amount of postage paid, including all fees and surcharges	\$12.34 Entered as 000001234	Leading zeroes required. Numeric values (0-9) only. Default is zeroes
31	All (see rules)	Net Weight (Pounds)	Numeric(5) Defined as: 999v99	Total package weight in pounds. Fractions of pounds are accepted.	1.75 lbs. Entered as 00175	Required total weight of all items before package tare weight. Either pounds or ounces shall be greater than zero. Pounds can be expressed as a fraction (eg. 0.75 lbs)

DETAIL RECORD G1 - Shipping Services File Record Version 2.0 Layout						
INTERNATIONAL CUSTOMS INFORMATION						
Record Position	Required Field	Field Name	Format (Size)	Description	Example	Content Rules and Limitations
32	All (see rules)	Net Weight (Ounces)	Numeric(2)	Total package weight in ounces.	2 oz. Entered as 02	Either pounds or ounces shall be greater than zero. Ounces should not exceed 15.
33	All (see rules)	Total Package Value	Numeric(9) Define as 9999999V99	Total value of the package in US dollars.	125.00 Entered as 000012500	Required Shall be greater than zero.
34	None (see rules)	Delivery Type	Alphanumeric(1)	1 = Airmail Priority 2 = Surface Non-Priority	1	
35	None (see rules)	Description of Package	Alphanumeric(1)	'1' = Merchandise '2' = Gift '3' = Document '4' = Commercial Sample '5' = Returned Goods '6' = Other (explanation in package comments field below) '7' = Humanitarian Donations '8' = Dangerous Goods	5	Required If the description of package = "3 Document" then a D4 document record is not required. If the Description of Package = "6 – Other" then a value for Content Comments must be provided
36	None (see rules)	Content Comments	Alphanumeric(25)	Any comments on the contents of the package.		Required when Description of Package =6
37	None (see rules)	Package Restrictions	Alphanumeric(1)	'1' = Quarantine '2' = Sanitary Inspection '3' = Phytosanitary Inspection '4' = Other Restriction	1	Default is null or spaces
38	None (see rules)	Package Restriction Comments	Alphanumeric(25)	Any restriction remarks.		Default is null or spaces
39	None (see rules)	License Number	Alphanumeric(16)	General export license. See the International Mail Manual, section 532.	5684351684	Conditionally required – shipper must determine if an export requires a license. See export.gov/article?id=Regulation for more information. Default is null or spaces

DETAIL RECORD G1 - Shipping Services File Record Version 2.0 Layout						
INTERNATIONAL CUSTOMS INFORMATION						
Record Position	Required Field	Field Name	Format (Size)	Description	Example	Content Rules and Limitations
40	None (see rules)	Certificate Number	Alphanumeric(12)	If item is accompanied by a certificate number, enter it here.	5684351684	Default is null or spaces
41	None (see rules)	Invoice Number	Alphanumeric(15)	If item is accompanied by an Invoice number, enter it here. All commercial items should have an invoice.	5684351684	Default is null or spaces
42	None (see rules)	Senders Instructions in case of non-delivery	Alphanumeric(1)	“1” = Treat as abandoned “2” = Return to Sender “3” = Redirect Address	1	Default is null or spaces
43	None (see rules)	SDR Value	Numeric(8) Defined as: 99999v999	SDR Value of mail item	\$5.69 Entered as: 0005690	In unit of dollars and rounded to the nearest cent. Leading zeroes required. Default to zeroes when not applicable Numeric values (0-9) only.
44	None (see rules)	EEL	Alphanumeric(25)	Exemption or Exclusion Legend (EEL)	NOEEI 30.37(a)	Required – either the EEL or the PFC must be populated with a valid value. An Exemption and Exclusion Legend (EEL) is required for international shipments valued at \$2500 or less and/or not requiring an export license. Example: NOEEI 30.37(a) A list of common exemptions is provided in the IMM subsection 526 – AES Exemption Default is null or spaces (when using PFC)

DETAIL RECORD G1 - Shipping Services File Record Version 2.0 Layout						
INTERNATIONAL CUSTOMS INFORMATION						
Record Position	Required Field	Field Name	Format (Size)	Description	Example	Content Rules and Limitations
45	None (see rules)	PFC	Alphanumeric(35)	Proof of Filing Citation (PFC).	Example of the ITN they will receive: AES X20080930987654	Required – either the EEL or the PFC must be populated with a valid value. A Proof of Filing Citation (PFC) is required for international shipments valued over \$2500 and/or requiring an export license. The mailer shall go to www.aesdirect.gov to obtain an Internal Transaction Number (ITN). Default is null or spaces (when using EEL)
46	See Rules	Redirect Name	Alphanumeric(48)	Name of Redirect	Jane Doe	If “3” is selected in the “Senders Instructions in case of non-delivery” field, then this field is mandatory. Default is null or spaces
47	See Rules	Redirect E-mail Address	Alphanumeric(64)	E-mail address of Redirect	janedoe@usps.gov	If “3” is selected in the “Senders Instructions in case of non-delivery” field, then this field is mandatory. Default is null or spaces
48	See Rules	Redirect SMS Number	Alphanumeric(64)	Phone number at which redirect will receive text messages.	15552688000	If “3” is selected in the “Senders Instructions in case of non-delivery” field, then this field is mandatory. Default is null or spaces
49	See Rules	Redirect Address	Alphanumeric(48)	Address of Redirect. This field is not to be used for the city or state.	123 MAINT ST	If “3” is selected in the “Senders Instructions in case of non-delivery” field, then this field is mandatory. Default is null or spaces
50	See Rules	Redirect City	Alphanumeric(28)	City name of Redirect address	Reston	If “3” is selected in the “Senders Instructions in case of non-delivery” field, then this field is mandatory. Default is null or spaces

DETAIL RECORD G1 - Shipping Services File Record Version 2.0 Layout						
INTERNATIONAL CUSTOMS INFORMATION						
Record Position	Required Field	Field Name	Format (Size)	Description	Example	Content Rules and Limitations
51	See Rules	Redirect State	Alphanumeric(2)	Two character state code of the Redirect address	VA	If “3” is selected in the “Senders Instructions in case of non-delivery” field, then this field is mandatory. Default is null or spaces
52	See Rules	Redirect Zip Code	Numeric(5)	5 digit ZIP code for Redirect address.	22201	If “3” is selected in the “Senders Instructions in case of non-delivery” field, then this field is mandatory. Shall be 5 digits. Numeric values (0-9) only. Default is null or spaces
53	None (see rules)	Redirect Zip +4	Alphanumeric(4)	+4 add on of ZIP Code for Redirect address.	2804	Numeric values (0-9) only.
54	None (see rules)	Sender Customs Reference Number	Alphanumeric(14)	Customs reference number.		Default is null or spaces
55	None (see rules)	Insured Number	Alphanumeric(13)	Insured Number	AB0999	Default is null or spaces
56	None (see rules)	Insured Amount	Numeric(9) Defined as 999999.999	SDR Value of mail item	\$5.69 Entered as 0005690	Leading zeros required Numeric values (0-9) Default is zeroes
57	All	Filler	Alphanumeric(17)	Filler		Default is null or spaces
58	None (see rules)	Recipient State	Alphanumeric(2)	Two character state code of the Recipient address		Must be a valid state Default is null or spaces
59	None	Recipient ZIP Code	Alphanumeric(5)	5 digit ZIP code for Recipient address.		Default is null or spaces
60	None	Recipient ZIP+4	Alphanumeric(4)	+4 add on of ZIP Code for Recipient address.		Default is null or spaces
61	None (see rules)	Sum of Duties	Numeric(6) Defined as 9999v99	Sum of Duties for all G2 duty amounts	\$1.56 entered as 000156	Default is null or spaces

DETAIL RECORD G1 - Shipping Services File Record Version 2.0 Layout						
INTERNATIONAL CUSTOMS INFORMATION						
Record Position	Required Field	Field Name	Format (Size)	Description	Example	Content Rules and Limitations
62	None (see rules)	Sum of Taxes	Numeric(6) Defined as 9999v99	Sum of Taxes for all G2 Tax Amounts	\$1.56 entered as 000156	Default is null or spaces
63	None (see rules)	DDP Related Fees	Numeric(6) Defined as 9999v99	Fees related to importation and Delivery Duties Paid (DDP)	\$1.56 entered as 000156	Default is null or spaces
64	None (see rules)	Sum of Duties, Taxes, and Fees	Numeric(9) Defined as 9999999v99	Sum of G2 duties, G2 taxes, and DDP Fees	\$1.56 entered as 000000156	Default is null or spaces
65	None (see rules)	Sum of Duties, Taxes, Fees, and Postage paid	Numeric(9) Defined as 9999999v99	Sum of G2 duties, G2 taxes, DDP fees, and postage	\$1.56 entered as 000000156	Default is null or spaces
66	None (see rules)	DDP Indicator	Alphanumeric(1)	Indicates whether duties are paid or unpaid	Y,N	Set to N if null or any value other than Y
67	None	DDP Service Provider	Alphanumeric(3)	Indicates what service was used for DDP		Default is null or spaces Future Use
68	None	Currency Indicator	Alphanumeric(3)	Indicates the currency of the destination country		Default is null or spaces
69	None	Currency Conversion Rate at Time of Trans	Numeric(12) Defined as 99999999v99999	Indicates the currency conversion rate at the time of the transaction. This will allow USPS to account for any financial discrepancies caused by currency exchange fluctuations	123.45678 as 000012345678	Null if not numeric
70	None	Recipient Tax ID / VAT / EIN Number	Alphanumeric(40)	Recipient Tax ID #/ VAT #/ EIN #		Default is null or spaces
71	None	Invoice Date	Date(8)	Invoice Date		Null if invalid Date YYYYMMDD format

DETAIL RECORD G1 - Shipping Services File Record Version 2.0 Layout						
INTERNATIONAL CUSTOMS INFORMATION						
Record Position	Required Field	Field Name	Format (Size)	Description	Example	Content Rules and Limitations
72	None	Customer Order Number	Alphanumeric(30)	Customer Order Number		Default is null or spaces
73	None	Buyer First Name	Alphanumeric(49)	Buyer First Name		Default is null or spaces
74	None	Buyer Last Name	Alphanumeric(75)	Buyer Last Name		Default is null or spaces
75	None	Buyer Business Name	Alphanumeric(100)	Buyer Business Name		Default is null or spaces
76	None	Buyer Address 1	Alphanumeric(148)	Buyer Address 1		Default is null or spaces
77		Buyer City	Alphanumeric(50)	Buyer City		Default is null or spaces
78	None (see rules)	Buyer State	Alphanumeric(2)	Buyer State		Must be a valid State Default is null or spaces
79	None	Buyer Postal Code	Alphanumeric(25)	Buyer Postal Code		Default is null or spaces
80	None (see rules)	Buyer Country	Alphanumeric(2)	Buyer Country		Must be a valid Country Default is null or spaces
81	None (see rules)	Buyer Phone Number	Alphanumeric(64)	Buyer Phone Number		Must be valid Phone Number (same validation as Sender Phone Number) Default is null or spaces
82	None (see rules)	Buyer Email Address	Alphanumeric(64)	Buyer Email Address		Must be valid Email (same validation as Sender Email) Default is null or spaces

DETAIL RECORD G1 - Shipping Services File Record Version 2.0 Layout						
INTERNATIONAL CUSTOMS INFORMATION						
Record Position	Required Field	Field Name	Format (Size)	Description	Example	Content Rules and Limitations
83	None	Buyer Tax ID / VAT / EIN Number	Alphanumeric(40)	Buyer Tax ID / VAT / EIN Number		Default is null or spaces
84	None	Delivery/Incoterm	Alphanumeric(1)	Delivery/Incoterm		Default is null or spaces
85	None	Buyer Payment Terms	Alphanumeric(30)	Buyer Payment Terms		Default is null or spaces
86	None (see rules)	Buyer Payment/Due Date	Date(8)	Buyer Payment/Due Date		Default is null YYYYMMDD format
87	None (see rules)	Ultimate Country Destination	Alphanumeric(2)	Ultimate Country Destination		Must be valid Country Code Default is null or spaces
88	None	Special Instructions	Alphanumeric(100)	Special Instructions		Default is null or spaces
89	None	ECCN	Alphanumeric(5)	ECCN		Default is null or spaces
90	None	Signature of Sender	Alphanumeric(50)	Signature of Sender		Default is null or spaces
91	None (see rules)	Date Signed	Date(8)	Date Signed		Default is null YYYYMMDD format
92	None	Content Type	Alphanumeric(15)	Content Type		FUTURE USE
93	All	CRLF	Alphanumeric(2)	Carriage Return Line Feed		

DETAIL RECORD G2 - Shipping Services File Record Version 2.0 Layout						
INTERNATIONAL CUSTOMS INFORMATION <i>(more than one G2 record may exist per mail piece (D1) record)</i>						
Record Position	Required Field	Field Name	Format (Size)	Description	Example	Content Rules and Limitations
1	All (see rules)	Electronic File Detail Record ID	Alphanumeric(2)	A 2-character system constant that identifies an electronic file detail record.	G2	'G2' is required.
2	All (see rules)	Tracking Number	Alphanumeric(34)	<p>For Domestic files provide IMPb Tracking number used on package. May include routing information and Package Identification Code (PIC). Commercial Mailer 3-digits - '420' 5-digits - Routing ZIP Code 4-digits - Routing +4 2-digits - AI (92 or 93) 3-digits - STC 6- or 9-digits - MID If six-digit MID, 10- or 14-digit serial # If nine-digit MID, 7- or 11-digit serial # 1-digit - check digit</p> <p>Online Mailer 3-digits - '420' 5-digits - Routing ZIP Code 4-digits - Routing +4 2-digits - AI 94 3-digits - STC 2-digits - source identifier for your system 6- or 9-digits - MID 5 or 8-digits, serial number depending on construct used 1-digit - check digit</p>	Refer to Appendix J, Table 1 for the complete list of label examples.	<p>Over Labeling Rules: This Tracking Number shall represent the Tracking Number of the label that was placed over the Original Tracking Number. The Original Tracking Number should be included in position 75.</p> <p>Tracking number shall be unique for 120 days from first use.</p> <p>3-digit '420' is the Routing Application Identifier. Used only when including a Routing ZIP Code.</p> <p>5-digit Routing ZIP Code and 4-digit Routing +4 are optional.</p> <p>Must use a 9-digit ZIP Code in the IMPB Tracking Number for Hold for Pickup.</p> <p>This shall be the same PIC from Detail Record 1</p>

DETAIL RECORD G2 - Shipping Services File Record Version 2.0 Layout						
INTERNATIONAL CUSTOMS INFORMATION <i>(more than one G2 record may exist per mail piece (D1) record)</i>						
Record Position	Required Field	Field Name	Format (Size)	Description	Example	Content Rules and Limitations
2 (continued)	All (see rules)	Tracking Number	Alphanumeric(34)	<p>Legacy Tracking number use on package 2-digits - "91" AI 2-digits - STC 9-digits - MID 8-digits - Variable length serial number from 2 to 8-digits. 1-digit - check digit</p> <p>For International files, provide the 13-character Customs Barcode in the Tracking Number. See below for barcode format. 13-character barcode includes:</p> <p>2 character Service Indicator *A-Z* 8-digit Package Sequence Number 1-digit - Check digit 2 character origin country code</p>		
3	All (see rules)	Customs Item Detail Number	Numeric(3)	A sequential number of each unique item enclosed in the package.	001	Required Right justified, leading zeroes Start with 001
4	None	Filler	Alphanumeric(12)			Filler field, for future use Default is null
5	None	Filler	Alphanumeric(30)			Filler field, for future use Default is null
6	All (see rules)	Quantity	Numeric(4)	Total number of articles in package of this customs category.	0020	Required Value shall be greater than zero.

DETAIL RECORD G2 - Shipping Services File Record Version 2.0 Layout						
INTERNATIONAL CUSTOMS INFORMATION <i>(more than one G2 record may exist per mail piece (D1) record)</i>						
Record Position	Required Field	Field Name	Format (Size)	Description	Example	Content Rules and Limitations
7	All (see rules)	Value	Numeric(8) Defined as: 999999v99	Total value of articles in package of this customs category. In units of dollars and rounded to nearest cent.	\$100.00 Entered as: 00010000	Required Value shall be greater than zero.
8	All (see rules)	Pounds	Numeric(5)	Net weight of articles in package of this customs category.	1.75 lbs. Entered as 00175	Required total weight of all items before package tare weight. Either pounds or ounces shall be greater than zero. Pounds can be expressed as a fraction (eg. 0.75 lbs)
9	All (see rules)	Ounces	Numeric(2)	Net weight of articles in package of this customs category.	2 oz. Entered as 02	Either pounds or ounces shall be greater than zero. Ounces should not exceed 15.
10	None (see rules)	Country of Origin of Goods	Alphanumeric(2)	Two character standardized 2-digit ISO International country code. Required for International pieces.	JP	Default is null or spaces
11	None	Filler	Alphanumeric(19)			Filler field, for future use Default is null or spaces
12	None	Customs Label Barcode Number	Alphanumeric(34)			Same as G1 Customs Label Barcode Number

DETAIL RECORD G2 - Shipping Services File Record Version 2.0 Layout						
INTERNATIONAL CUSTOMS INFORMATION <i>(more than one G2 record may exist per mail piece (D1) record)</i>						
Record Position	Required Field	Field Name	Format (Size)	Description	Example	Content Rules and Limitations
13	All (see rules)	Customs Category Article	Alphanumeric(17)	Harmonization Schedule (HS) tariff number, which shall be based on the Harmonized Commodity Description and Coding System developed by the World Customs Organization.		<p>For commercial senders only</p> <p>Conditionally required – this is the Harmonized Tariff Schedule code which may be required by the destination country to clear customs electronically.</p> <p>A list of HTS codes can be found here: https://hts.usitc.gov/export</p> <p>China has a unique set of tariff schedule codes.</p> <p>Since the final destination of an APO/FPO/DPO item is unknown, it is suggested that the HTS code always be populated for these shipments</p> <p>Left justified.</p> <p>Sample of actual HTS code: 6110.20 (6 digit level) & 6110.20.1010, 6110.20.1023, 6110.20.2005, etc. (10 digit level) – the periods are needed to determine the level of identification</p>
14	All (see rules)	Customs Description	Alphanumeric(256)	Description of article in package.		<p>Required</p> <p>Description must be greater than 1 char</p> <p>NA is not a valid customs description</p>
15	All (see rules)	Duty Data	Numeric(6)	Individual duties to particular customs category article - amount of duty collected for the article	\$1.56 entered as 000156	<p>Set to null if not numeric, Leading zeros dropped if length exceeds 6</p>
16	All (see rules)	Tax Data	Numeric(6)	Taxes on particular customs category article - amount of taxes collected for the article	\$1.56 entered as 000156	<p>Default is zeroes</p>

DETAIL RECORD G2 - Shipping Services File Record Version 2.0 Layout						
INTERNATIONAL CUSTOMS INFORMATION <i>(more than one G2 record may exist per mail piece (D1) record)</i>						
Record Position	Required Field	Field Name	Format (Size)	Description	Example	Content Rules and Limitations
17	All (see rules)	Tax Data 2	Numeric(6)	Individual tax to be used as needed if a country has multiple import taxes	\$1.56 entered as 000156	Default is zeroes
18	All (see rules)	Tax Sum Data	Numeric(6)	Summation of Tax 1 and Tax 2 for the total amount of taxes for a particular customs category article	\$1.56 entered as 000156	Default is zeroes
19	All (see rules)	Total Value Data	Numeric(8)	Combination of duty and tax data elements along with the total package value.	\$1.56 entered as 00000156	Default is zeroes
20	All	CRLF	Alphanumeric(2)	Carriage Return Line Feed		

Appendix D: Shipping Partner Event Files

Appendix D-1: Shipping Partner Event File Version 4.0 File Layout Specification

EDI 240 Message Format available.

Header Record

Fixed Length Record – 80 bytes

Format (Size): A = ASCII text (alpha-numeric); N = Numeric; Number in parentheses = field size						
Record Position	Field Name	Format (Size)	Description	Example	Content Rules and Limitations	EDI 240
001–002	Shipping Partner Event File Header Record ID	A(2)	A two-character system constant, which identifies a Shipping Partner Event File Header Record.	EH	<ul style="list-style-type: none"> 'EH' is required. 	EH
003–011	Shipping Partner's Mailer ID	A(9)	Shipping Partner's Mailer ID Field	912345678 or 212345	<ul style="list-style-type: none"> Must be the Mailer ID of the consolidator. Can be a six or nine digit MID. If a six digit MID, left justified, trailing spaces. Must be a Valid Mailer ID. 	IF N101 = "SH" Then N102
012–026	Shipping Partner Event File Number	A(15)	Event File Number If SIX digit MID then populate event number with either: 11 digit number and 4 spaces or 15 digit number If Nine digit MID then populate event number with either: 9 digit number and 6 spaces or 8 digit number and 7 spaces or 12 digit number and 3 spaces		<ul style="list-style-type: none"> Left justified with trailing spaces if applicable. 	BGN02

Appendix D – Shipping Partner Event Files

Format (Size): A = ASCII text (alpha-numeric); N = Numeric; Number in parentheses = field size						
Record Position	Field Name	Format (Size)	Description	Example	Content Rules and Limitations	EDI 240
027-035	File Record Count	N(9)	Total number of all records in this file. Count to include Header Record and all Detail Records.	000001517	<ul style="list-style-type: none"> Leading zeroes required. 	00000000n
036-038	Extract Version Number	N(3)	File Version Number	040	<ul style="list-style-type: none"> Entered as: 040 	040
039-039	Direction Indicator	A(1)	Valid Values: 1 = Inbound 2 – Outbound	1	<ul style="list-style-type: none"> Required Left Justified, trailing spaces 	BGN08
040-080	Filler	A(41)	Filler for future use.		<ul style="list-style-type: none"> Must be spaces. 	

Appendix D – Shipping Partner Event Files

Detail Record

Fixed Length Record -- 200 bytes

Format (Size): A = ASCII text (alpha-numeric); N = Numeric; Number in parentheses = field size						
Record Position	Field Name	Format (Size)	Description	Example	Content Rules and Limitations	EDI 240
001-002	Shipping Partner Event File Detail Record ID	A(2)	Shipping Partner Event Detail Record	ED	<ul style="list-style-type: none"> 'ED' is required. 	ED
003-036	Package Identification Code (PIC) <Legacy and IMPB>	A(34)	<p>Tracking number used on package. May include routing information and Package Identification Code (PIC).</p> <p>Legacy Barcode</p> <p>2 digits - Application Identifier</p> <p>2 digits - Service Type Code</p> <p>9 digits - Mailer ID</p> <p>8 digits - Fixed-length sequence number</p> <p>1 digit - MOD 10 check digit</p> <p>Intelligent Mail package barcode</p> <p>3 digits - '420'</p> <p>5 digits - Routing ZIP Code</p> <p>4 digits - Routing +4</p>	<p>910194123331</p> <p>2000012345</p> <p>Or</p>	<ul style="list-style-type: none"> The PIC must remain unique for 120 days from date of first use. Left justified with trailing spaces if applicable 	IF L1102 not = "ZZ" then L1101

Appendix D – Shipping Partner Event Files

Format (Size): A = ASCII text (alpha-numeric); N = Numeric; Number in parentheses = field size						
Record Position	Field Name	Format (Size)	Description	Example	Content Rules and Limitations	EDI 240
			Intelligent Mail package barcode (continued) 2 digits - AI (92 or 93) 3 digits - Service Type Code 6 or 9 digits - Mailer ID (MID) If six-digit MID, 10- or 14-digit serial #; If nine-digit MID, 7- or 11-digit serial # 1 digit - check digit	92321234567 89123456780 Or 932311234561 2345671905		
037–038	Event Code	A(2)	Event Code	81	<ul style="list-style-type: none"> Valid values for inbound are 'GX', 'AL', '80', '81', and '82' and '83' Valid values for outbound are '84', '85', '86', and '87' – Mailer ID must be a Certified PRS customer. 	AT701
039–043	Event ZIP Code	N(5)	5-digit ZIP Code of event location.	22201		IF N101 = "XG" then N403 (Positions 1 - 5)
044–047	Event ZIP +4	N(4)	ZIP + 4 add on of domestic ZIP Code	2804	<ul style="list-style-type: none"> Default is spaces, if not available. 	IF N101 = "XG" then N403

Appendix D – Shipping Partner Event Files

Format (Size): A = ASCII text (alpha-numeric); N = Numeric; Number in parentheses = field size						
Record Position	Field Name	Format (Size)	Description	Example	Content Rules and Limitations	EDI 240
						(Positions 6 - 9)
048-055	Event Date	A(8)	Date associated with movement of shipments by shipping partner	20030127	<ul style="list-style-type: none"> Format is YYYYMMDD 	AT705
056-061	Event Time	A(6)	Time associated with movement of shipments by shipping partner.	131500	<ul style="list-style-type: none"> Format is HHMMSS (24-hour time format.) 	AT706
062-070	Client Mailer ID	A(9)	Default = NA		<ul style="list-style-type: none"> Always default to spaces 	Spaces
071-075	Destination ZIP	N(5)	Destination 5-digit ZIP Code.	22030	<ul style="list-style-type: none"> Must be 5 digits. Numeric values (0-9) 	If N101 = "ST" Then N403 (Position 1 - 5)
076-079	Destination ZIP + 4	A(4)	Destination ZIP + 4	1234	<ul style="list-style-type: none"> the ZIP+4 Code for the Destination Delivery address when included with the 5-digit ZIP Code and 2-Digit Delivery Point Code represent the unique 11-digit ZIP Code for the Destination Delivery Address. Numeric value (0-9) Default is spaces if not available. 	If N101 = "ST" Then N403 (Position 6 - 9) Else spaces
080-081	Destination Delivery Point	N(2)	Destination Delivery Point – completes the 11-digit Delivery Point ZIP Code.	02	<ul style="list-style-type: none"> Numeric values (0-9) only. Default is spaces if not 	If N101 = "ST"

Appendix D – Shipping Partner Event Files

Format (Size): A = ASCII text (alpha-numeric); N = Numeric; Number in parentheses = field size						
Record Position	Field Name	Format (Size)	Description	Example	Content Rules and Limitations	EDI 240
					available.	Then N403 Position 10 - 11) Else spaces
082-129	Destination Delivery Address	A(48)	Delivery Address of the destination address.	123 Main Street	<ul style="list-style-type: none"> ▪ Destination Delivery Address and/or the 11-digit Destination Delivery Point are required. ▪ The following Special Characters (hyphen, forward slash and period) are allowed. ▪ This field is not be used for the city or state ▪ Default is spaces 	If N101 = "ST" Then N301
130-157	City Name	A(28)	City Name of the destination address	Fairfax	<ul style="list-style-type: none"> ▪ Default is spaces 	If N101= "ST" Then N401
158-159	State	A(2)	Two character state of the destination address	VA	<ul style="list-style-type: none"> ▪ Default is spaces 	If N101 = "ST" Then N402
160 – 170	Pickup and or Return Address 11 Digit Delivery Point Validated	N(11)	Populated with the 11 Digit Delivery Point Validated ZIP CODE for the pick up or return address.	22030811246	<ul style="list-style-type: none"> ▪ Numeric only (0-9) ▪ Default is spaces 	If N101 = "XG" And N103

Appendix D – Shipping Partner Event Files

Format (Size): A = ASCII text (alpha-numeric); N = Numeric; Number in parentheses = field size						
Record Position	Field Name	Format (Size)	Description	Example	Content Rules and Limitations	EDI 240
	ZIP CODE					= "ZZ" Then N104
171 – 172	Action Code	A(2)	<p>List of valid action codes.</p> <p>'PP' - PC Postage – Pick Up Address (Request Pickup)</p> <p>'SP' – Service Provider – Pick Up Address (Request Pickup)</p> <p>'MP' – Mail Owner – Pick Up Address (Request Pickup)</p> <p>'PR' – PC Postage – Return Address</p> <p>'SR' – Service Provider – Return Address</p> <p>'MR' – Mail Owner – Return Address</p> <p>'PB' – PC Postage – Pick up Address (Same as Return Address)</p> <p>'SB' – Service Provider – Pick up Address (Same as Return Address)</p> <p>'MB' – Mail Owner – Pick up Address (Same as Return Address)</p> <p>'P0' – PC Postage</p> <p>'S0' – Service Provider</p> <p>'M0' – Mail Owner</p>	PP	<ul style="list-style-type: none"> Must be a valid code. 	IF L1102 not = "ZZ" Then L1102

Appendix D – Shipping Partner Event Files

Format (Size): A = ASCII text (alpha-numeric); N = Numeric; Number in parentheses = field size						
Record Position	Field Name	Format (Size)	Description	Example	Content Rules and Limitations	EDI 240
			<p>'V1' – Cancelled Label - Only applicable for GX Event</p> <p>"V2" - Package Delivered by Shipping Partner – Only applicable for GX Event</p>			
173 – 180	Mailing/Tendered date	N(8)	Date partner or customer expects to tender the package to USPS	20140508	<ul style="list-style-type: none"> Format is CCYYMMDD Null value is valid. 	IF L1102 not = "ZZ" Then L1104
181 – 189	Merchant Projected Delivery Date	N(8)	Date when the package will be delivered to the customer.	20140508	<ul style="list-style-type: none"> Format is CCYYMMDD 	IF L1102 = "ZZ" Then L1104
189 – 189	Entry Facility Type	A(1)	<p>Type of USPS facility where mail is tendered.</p> <p>'A' – ADC</p> <p>'B' – NDC</p> <p>'S' – SCF</p> <p>'D' – DDU</p> <p>'F' – ASF</p> <p>'I' – ISC</p>	A	<ul style="list-style-type: none"> 	IF L1102 = "ZZ" Then L1103
190 – 194	Entry Facility ZIP Code	N(5)	5-digit ZIP Code of postal facility where the mail is tendered.	22201	<ul style="list-style-type: none"> Numeric only (0-9) 	IF L1102 = "ZZ" Then L1101
195-196	Customer Delivery Preference	A(2)	For future use		<ul style="list-style-type: none"> Default is spaces 	CD301

Appendix D – Shipping Partner Event Files

Format (Size): A = ASCII text (alpha-numeric); N = Numeric; Number in parentheses = field size						
Record Position	Field Name	Format (Size)	Description	Example	Content Rules and Limitations	EDI 240
197 – 200	Filler	A(4)	For future use.		<ul style="list-style-type: none"> Spaces are required 	

Appendix D-2: Shipping Partner Event File Version 5.0 - File Layout

Header Record

Fixed Length Record – 80 bytes

Shipping Partner Event File Version 5.0 - File Layout Specification Header Record(Fixed Length Record - 80 Bytes)					
Format (Size): A = ASCII text (alpha-numeric); N = Numeric; Number in parenthesis = field size					
Record Position	Field Name	Format (Size)	Description	Example	Content Rules and Limitations
001–002	Shipping Partner Event File Header Record ID	A(2)	A two-character system constant, which identifies a Shipping Partner Event File Header Record.	EH	'EH' is required.
003–011	Shipping Partner's Mailer ID	A(9)	Shipping Partner's Mailer ID Field	912345678 or 212345	Must be the Mailer ID of the consolidator. Can be a six or nine digit MID. If a six digit MID, left justified, trailing spaces. Must be a Valid Mailer ID.
012–020	File Record Count	N(9)	Total number of all records in this file. Count to include Header Record and all Detail Records.	000001517	Leading zeroes required.
021-021	Direction Indicator	A(1)	Valid Values: 1 - Inbound 2 - Outbound	1	Required Left Justified, trailing spaces
022-029	File date	N(8)	Date mail is tendered to USPS.	2015-04-10 Entered as: 20150410	YYYYMMDD, date shall be valid. Numeric values (0-9) only.
030-035	Filler	A(6)	Filler		Must be spaces.
036-038	File Version Number	N(3)	File Version Number	050	Entered as: 050

Appendix D – Shipping Partner Event Files

039–072	Shipping Partner File Number	A(34)	<p>Unique number assigned to identify the Shipping Partner File Number.</p> <p>Commercial Mailer 2-digits - AI (92 or 93) 3-digits - '753' 6- or 9-digits - MID If six-digit MID, 10- or 14-digit serial # If nine-digit MID, 7- or 11-digit serial # 1-digit - check digit</p> <p>Online Mailer 2-digits - AI 94 3-digits - '753' 2-digits - source identifier for your system 6- or 9-digits - MID 5 or 8-digits- serial number depending on construct used 1-digit - check digit</p>	<p>9275312345678 912345678</p>	<p>Mailer ID must be that of the company transmitting the file. (all file types)</p> <p>Must be unique for 120 days from first use.</p> <p>Left justified trailing spaces.</p> <p>Commercial Mailers must use the following valid barcode constructs: C04, C08, C09 or C10.</p> <p>Online Mailers must use the following valid barcode constructs: N01 – N10.</p> <p>AI 91 is not acceptable in this field. Valid for IMpb format only.</p> <p>Use Service Type Code "753" for Shipping Partner Event File Version 5.0 Only.</p>
073–080	Filler	A(8)	<p>Kept the filler so the other field positions are not disturbed.</p>		<p>Must be spaces.</p>

Shipping Partner Event File Version 5.0 - File Layout Specification Detail Record(Fixed Length Record - 800 Bytes)					
Record Position	Field Name	Format (Size)	Description	Example	Content Rules and Limitations
001–002	Shipping Partner Event File Detail Record ID	A(2)	Shipping Partner Event Detail Record ID	ED	'ED' is required.
003–036	Tracking Number	A(34)	<p>IMpb Tracking number used on package. May include routing information and Package Identification Code (PIC). Commercial Mailer 3-digits - '420' 5-digits - Routing ZIP Code 4-digits - Routing +4 2-digits - AI (92 or 93) 3-digits - STC 6- or 9-digits - MID If six-digit MID, 10- or 14-digit serial # If nine-digit MID, 7- or 11-digit serial # 1-digit - check digit Online Mailer 3-digits - '420' 5-digits - Routing ZIP Code 4-digits - Routing +4 2-digits - AI 94 3-digits - STC 2-digits - source identifier for your system 6- or 9-digits - MID 5 or 8-digits, serial number depending on construct used 1-digit - check digit Legacy Tracking number use on package. 2-digits - "91" AI 2-digits - STC 9-digits - MID 8-digits - Variable- length serial number from 2 to 8-digits. 1-digit - check digit</p>	<p>9232123456789123456780</p> <p>Refer to Publication 199, Appendix J, Table 1 for the complete list of label examples.</p>	<p>Tracking number must be unique for 120 days from first use.</p> <p>3-digits '420' are the routing application identifier. Used only when including a Routing ZIP Code.</p> <p>5-digits Routing ZIP Code and 4-digits Routing +4 are optional.</p> <p>Left justified trailing spaces.</p> <p>Must use a 9-digit ZIP Code in the IMpb for Hold for Pickup.</p> <p>MRS piece (any piece with extra service 980) must use a Barcode Construct of C01, C05, N02 or N05 – a 9-digit ZIP code.</p> <p>IMpb required for domestic shipments, but "S10" type barcode is allowed for international shipments</p>

Shipping Partner Event File Version 5.0 - File Layout Specification Detail Record(Fixed Length Record - 800 Bytes)					
Record Position	Field Name	Format (Size)	Description	Example	Content Rules and Limitations
037–038	Event Code	A(2)	Event Code	81	Valid values for inbound are 'AL','GX','80','81','82','83', and '89'Valid values for outbound are '84','85','86', and '87' – Mailer ID must be a Certified PRS customer.
039–043	Event ZIP Code	N(5)	5-digit ZIP Code of event location.	22201	
044–047	Event ZIP +4	N(4)	ZIP + 4 add on of domestic ZIP Code.	2804	Default is spaces, if not available.
048–055	Event Date	A(8)	Date associated with movement of shipments by shipping partner.	20160131	Format is YYYYMMDD
056–061	Event Time	A(6)	Time associated with movement of shipments by shipping partner.	131500	Format is HHMMSS (24-hour time format.)
062–070	Mail Owner Mailer ID	A(9)	Client Mailer ID	912345678 or 612345	This field is the same as the Client Mailer ID in Shipping Services file Version 1.3 and Version 1.4. The MID must be registered in Business Customer Gateway. 1. Customers that are considered Mail Owners must complete certification processes to obtain a MID for inclusion in a Shipping Services file. The mail owner will also receive the scan event extract if the Mail Owner Mailer ID is populated in the corresponding Mail Owner Mailer ID field in the Shipping Services file.

Shipping Partner Event File Version 5.0 - File Layout Specification Detail Record(Fixed Length Record - 800 Bytes)					
Record Position	Field Name	Format (Size)	Description	Example	Content Rules and Limitations
071-085	Mail Owner Customer Registration ID (CRID)	A (15)	CRID of Mail Owner		Used by mailing agent to identify mail owner. Default is spaces.
086-133	Recipient Name	A (48)	Ship to name of Recipient.	JOHN DOE	Required for all signature products. Recommended for all products. Default is spaces.
134-181	Destination Delivery Address	A(48)	Delivery Street Address of the destination address.	123 Main Street	Delivery Point Validated Destination Delivery Address and/or the 11-digit Destination Delivery Point are required. May be provided in Shipping Partner File. Required for Accountable mail and international mail. (May contain secondary unit designator, such as APT or SUITE, for Accountable mail.) The following Special Characters (hyphen, forward slash and period) are allowed. This field is not to be used for the city or state. Default is spaces
182-209	Destination Delivery City Name	A(28)	City Name of the destination address.	Fairfax	Default is spaces
210-211	Destination Delivery State	A(2)	Two Character state code of the destination address.	VA	Default is spaces
212-216	Destination ZIP Code	N(5)	Destination 5-digit ZIP Code for domestic shipments including APO/FPO/DPO and territories.	20540	Must be 5 digits. Numeric values (0-9)

Shipping Partner Event File Version 5.0 - File Layout Specification Detail Record(Fixed Length Record - 800 Bytes)					
Record Position	Field Name	Format (Size)	Description	Example	Content Rules and Limitations
217-220	Destination ZIP + 4	N(4)	Destination ZIP + 4	1234	NOTE: Effective January 25, 2015, either the Destination Delivery address or the additional 2-digit DPV must be included. Numeric value (0-9) Default is spaces if not available.
221-222	Destination address Validated Delivery Point	N(2)	Destination Delivery Point – completes the 11-digit Delivery Point ZIP Code.	02	Numeric values (0-9) only. Default is spaces if not available.
223-224	Action Code	A(2)	List of valid action codes. 'P0' – PC Postage 'S0' – Service Provider 'M0' – Mail Owner 'V1' – Cancelled Label - Only applicable for GX Event 'V2' - Package Delivered by Shipping Partner – Only applicable for GX Event	PP	Must be a valid code (spaces are not a valid code). If Pick Up and Return address is same then use code for shipment type "PC Postage", "Mail Owner", "Service Provider". Must populate Pick Up address. If Pick Up and Return address is different then all fields in both Pick Up and Return address must be populated.
225-232	Mailing/Tendered Date	N(8)	Date Partner or customer expects to tender the package to USPS	20140508	Format is CCYYMMDD Null value is valid.
233-240	Merchant Projected Delivery Date	N(8)	Date merchant communicated to customer to expect the delivery	20140508	Format is CCYYMMDD Null value is valid

Shipping Partner Event File Version 5.0 - File Layout Specification Detail Record(Fixed Length Record - 800 Bytes)					
Record Position	Field Name	Format (Size)	Description	Example	Content Rules and Limitations
241-241	Entry Facility Type	A(1)	Type of USPS facility where mail is tendered. 'A' – ADC 'B' – NDC 'S' – SCF 'D' – DDU 'F' – ASF 'I' – ISC 'O' – Origin Post Office	A	For origin or destination entry facilities. Required for Drop Ship Mailers. Required for Parcel Return Service mailers to note pick-up facility type. Default is spaces.
242-246	Entry Facility ZIP Code	N(5)	5-digit ZIP Code of postal facility where the mail is tendered.	22201	Numeric only (0-9)
247-248	Customer Delivery Preference	A(2)	Customer Delivery Preference	A	Default is spaces. This field will be supported for Future Use only.
249-278	Customer Reference Number 1	A(30)	Customer's Internal Reference Number	123456	If the "Customer Reference Number 1" is provided in Shipping Partner Event file 5.0 and later this field is provided in Shipping Services File then value from Shipping Services File will overwrite the value from Shipping Partner Event file 5.0.
279-279	Customer Type	N(1)	One digit value usage defined by USPS	2	Required for designated postage price types Valid values are 1 through 5 Default is null.

Shipping Partner Event File Version 5.0 - File Layout Specification Detail Record(Fixed Length Record - 800 Bytes)					
Record Position	Field Name	Format (Size)	Description	Example	Content Rules and Limitations
280-281	Transaction Type	N(2)	Two digits denotes payment vs refund	07 – Payment 99 – Refund	Required only for PC Postage. Not required if Return and Pick up address is different. 07 – Payment 97, 98, 99 – Refund. Only valid when action code ='V1' for PC Postage
282-289	Indicium Creation Record Date	N(8)	Date IBI was created	2008-01-27 Entered as: 20080127	Required for PC Postage, metered and IMI PC Compliant customers
290-291	Meter Vendor ID	N(2)	The Vendor ID is unique for each PC Postage and Meter Vendor.	05	Required. The 2 digit number USPS assigned vendor ID. Default is spaces if not PC Postage or Meter Vendor
292-311	Meter Serial number	A(20)	Serial number of meter used for postage.	05	Required for following Payment type, system used for mailing: '04' PC Postage '05' Smart Meter '06' Other Meter
312-313	Meter Model Id	A(2)	Two digit model number of the Meter	1V	Default is spaces if not available. PC-Postage models are 1 numeric followed by 1 alpha.

Shipping Partner Event File Version 5.0 - File Layout Specification Detail Record(Fixed Length Record - 800 Bytes)					
Record Position	Field Name	Format (Size)	Description	Example	Content Rules and Limitations
314-361	Pick up Address	A(48)	Address for the pick-up point where the package is located	123 MAIN ST	Required for PC Postage and Meter Vendor This field is not to be used for the city or state Default is spaces if not PC Postage or Vendor
362-389	Pick up City Name	A(28)	City Name for the pick-up point address where the package is located	Fairfax	Required for PC Postage and Meter Vendor This field is not to be used for the city or state Default is spaces if not PC Postage or Vendor
390-391	Pick up State	A(2)	Two Character state code for the pick-up point address where the package is located	VA	Required for PC Postage and Meter Vendor This field is not to be used for the city or state Default is spaces if not PC Postage or Vendor

Shipping Partner Event File Version 5.0 - File Layout Specification Detail Record(Fixed Length Record - 800 Bytes)					
Record Position	Field Name	Format (Size)	Description	Example	Content Rules and Limitations
392-396	Pick up ZIP Code	N(5)	5-digit ZIP Code for the pick-up point address where the package is located	131500	Required for PC Postage and Meter Vendor Must be 5 digits. Numeric values (0-9)
397-400	Pick up ZIP+4	N(4)	ZIP+4 add on of domestic ZIP Code for the pick-up point where the package is located	2804	Required for PC Postage and Meter Vendor Default is spaces, if not provided
401-402	Pick up address Validated Delivery Point Code	N(2)	2 digit Delivery Point Code that completes the 11-digit ZIP Code for the Pick-up Point address where the package is located	02	Required for PC Postage and Meter Vendor Numeric values (0-9) only. Default is spaces if not available.
403-450	Return Name	A (48)	Name of Sender(Customer or Company)	JOHN DOE	Required for all signature products. Recommended for all products.
451-498	Return Address	A(48)	Address of the sender or for the address where the package is to be returned if undeliverable	123 MAIN ST	Required This field is not to be used for the city or state Default is spaces
499-526	Return City Name	A(28)	City Name of the sender's address.	Fairfax	Default is spaces
527-528	Return State	A(2)	Two Character state code of the sender's address or for the address where the package is to be returned if undeliverable	VA	Default is spaces

Shipping Partner Event File Version 5.0 - File Layout Specification Detail Record(Fixed Length Record - 800 Bytes)					
Record Position	Field Name	Format (Size)	Description	Example	Content Rules and Limitations
529-533	Return ZIP Code	N(5)	5-digit ZIP Code of the sender's address or for the address where the package is to be returned if undeliverable.	131500	Must be 5 digits. Numeric values (0-9)
534-537	Return ZIP+4	N(4)	ZIP+4 add on of domestic ZIP Code of the sender or for the address where the package is to be returned if undeliverable.	2804	Default is spaces, if not provided
538-539	Return address Validated Delivery Point	N(2)	2 digit Delivery Point Code that completes the 11-digit ZIP Code of the sender or for the address where the package is to be returned if undeliverable	02	Numeric values (0-9) only. Default is spaces if not available.
540-541	Destination Country Code	A (2)	Two character standardized ISO International country codes as listed in the International Mail Manual (IMM).	JP	Required for International.
542-545	Rate Category	N(4)	Four digit value denotes Product / Rate Category(As defined by the IBI data dictionary)	1234	1234 – Commercial Package Return Service. Refer to the IBI data dictionary for list of categories.
546-547	Rate Indicator	A(2)	Refer to Publication 199, Appendix J, Table 11 for the complete list of Rate Indicator codes	FR	For Standard Post with Destination Rates, use 'Single Piece' for the Rate Indicator. For PMEOD the rate indicator "PA" is required. For PMOD the rate indicator "SP" is required. For Commercial Plus Pricing the rate indicator of "UA", "U3", or "U5" is required.

Shipping Partner Event File Version 5.0 - File Layout Specification Detail Record(Fixed Length Record - 800 Bytes)					
Record Position	Field Name	Format (Size)	Description	Example	Content Rules and Limitations
548-548	Processing Category	A(1)	Refer to Publication 199, Appendix J, Table 12 for the complete list of Processing Category codes.	3	<ul style="list-style-type: none"> For Open and Distribute, the processing category "O" is required. For Returns, the processing category "R" is required.
549-555	Value of Article	N(7)	Cost of article	Defined as: 99999.99 \$500.00 Entered as: 0050000	Mandatory if insurance is being included as an Extra Service. Required if insured. Default is zeroes.
556-562	Base Postage Paid	N (7)	Postage paid (base postage only, excluding Extra Service fees and surcharges) less any work share discount.	Defined as: 9999v999 \$5.69 Entered as: 0005690	Leading zeroes required, when populated. Default to zeroes, when not applicable. Numeric values (0-9) only. In unit of dollars and rounded to the
563-564	Domestic Zone	A(2)	Refer to Publication 199, Appendix J, Table 14 for the complete list of ZONE codes.	03	Required for products with rates based on zones. Leading zeroes required if numeric. Default is zeroes for non- applicable products. Local Zone Entered as: LC

Shipping Partner Event File Version 5.0 - File Layout Specification Detail Record(Fixed Length Record - 800 Bytes)					
Record Position	Field Name	Format (Size)	Description	Example	Content Rules and Limitations
565-598	Container ID	A(34)	Barcode on container. This may be a valid IMpb, IM Container Barcode, IM Tray Barcode, or a Trailer Placard Barcode.	99M2006431200042583 61	<p>The IM Container Barcode shall consist of a 21-character data string encoded in a barcode</p> <p>The IM™ Container barcode uniquely identifies the mail owner, mail preparer, or consolidator by way of the Mailer ID field. Furthermore, the IM Container barcode establishes a unique “serial number” for each container.</p> <p>Left justified with trailing spaces if applicable.</p> <p>Used to nest packages to the container</p> <p>Refer to Publication 199, Appendix J – Table 1 – for appropriate container IDs by customer type</p>
599-600	Container Type	A(2)	Describes type of container for Container ID	SK	Refer to Publication 199, Appendix J, Table 3 for the complete list of Container Type IDs.
601-601	Unit of Measure Code	N(1)	Unit of measurement for mailpiece weight: '1' - LBS '2' - OZ '3' - KILOS	1	<p>Field shall contain a USPS defined valid code.</p> <p>Default is '1' – LBS</p>

Shipping Partner Event File Version 5.0 - File Layout Specification Detail Record(Fixed Length Record - 800 Bytes)					
Record Position	Field Name	Format (Size)	Description	Example	Content Rules and Limitations
602-610	Weight	N(9)	Mailpiece weight. In unit of measure and significant to 4 decimal positions. (Exclude weight of non-incident enclosure Pos. 489-497)	Defined as: 99999v9999 14.3 lbs. Entered as 000143250	Required for PC Postage and Meter Vendor Leading zeroes required, when populated. Default to zeroes, when not applicable. Numeric values (0-9) only

Shipping Partner Event File Version 5.0 - File Layout Specification Detail Record(Fixed Length Record - 800 Bytes)					
Record Position	Field Name	Format (Size)	Description	Example	Content Rules and Limitations
611-616	Dimensional Weight	N(6)	Dimensional Weight	Defined as: $9999v99$ 7.88 Entered as: 000788	Leading zeroes required, when populated. Default to zeroes, when not applicable. For GXG and domestic Priority Mail to Local and Zones 1-9 only. For GXG: $(LL*WW*HH)/166194$ (zero-0 filled from left) – space-filled if calculated value of DW rate < or = value of rate of actual weight. $(LLL*WW*HH)/194$ (zero-filled from left) -Non-Rect. $((LLL*WW*HHG)*0.785)/166$ -Space-filled if calculated value of DW rate < or = value of rate of actual weight. File Types 1 and 2 (see rules)

Shipping Partner Event File Version 5.0 - File Layout Specification Detail Record(Fixed Length Record - 800 Bytes)					
Record Position	Field Name	Format (Size)	Description	Example	Content Rules and Limitations
617-621	Length	N(5)	Dimensional Length	<p>Defined as: 999v99</p> <p>30.25 Entered as: 03025</p>	<ul style="list-style-type: none"> ▪ Leading zeroes required, when populated ▪ The length is the measurement of the longest dimension. Length in inches. Required for GXG and domestic Priority Mail Local and Zones 1-9 ▪ Required for any rate indicator for Cubic Tier pricing ▪ Zero-filled if not applicable. ▪ Required when rate indicator = DR or DN. <p>If DR or DN is not populated in Rate Indicator, but dimensions (LxWxH) are provided then parcel will be assessed as dimensional.</p>
622-626	Width	N(5)	Dimensional Width or Girth	<p>Defined as: 999v99</p> <p>12.75 Entered as: 01275</p>	<p>Leading zeroes required, when populated.</p> <p>Default to zeroes, when not applicable.</p> <ul style="list-style-type: none"> ▪ Width in inches. Required for GXG and domestic Priority Mail Local and Zones 1-9 ▪ Required for any rate indicator

Shipping Partner Event File Version 5.0 - File Layout Specification Detail Record(Fixed Length Record - 800 Bytes)					
Record Position	Field Name	Format (Size)	Description	Example	Content Rules and Limitations
627-631	Height	N(5)	Dimensional Height	Defined as: 999v99 2.50 Entered as:00250	<p>Leading zeroes required, when populated.</p> <p>Default to zeroes, when not applicable.</p> <ul style="list-style-type: none"> ▪ Height in inches. Required for GXG and domestic Priority Mail Local and Zones 1-9 ▪ Required for any rate indicator Cubic Tier pricing. ▪ Zero-filled if not applicable. ▪ Required when rate indicator = DR or DN. ▪ If DR or DN is not populated in Rate Indicator, but dimensions (LxWxH) are provided then parcel will be assessed as dimensional.

**Shipping Partner Event File Version 5.0 - File Layout Specification
Detail Record(Fixed Length Record - 800 Bytes)**

Record Position	Field Name	Format (Size)	Description	Example	Content Rules and Limitations
632-781	IBI or Secondary Address Unit Designator or Urbanization	A(150)	<p>This is a dual purpose field in which to store IBI information or Delivery Address Information</p> <p>Information-Based Indicia (IBI) - Refers to a secure postage evidencing standard used by the United States Postal Service (USPS) to indicate electronic postage payment.</p> <p>The barcode data contains such information as amount of postage, origin zip code, destination, mail class, weight, confirmation/tracking numbers, and a cryptographic signature. The human-readable information shows at a minimum the information required by the USPS <i>Domestic Mail Manual</i> (DMM).</p> <p>Secondary Address Unit Designator or Urbanization (up to 48 characters). Populate the supplemental address information in positions 632-679, left justified, trailing spaces</p>	<p>Example IBI: AAFiBkAMDI0UJAweAA 4IJHEAPwrAEp5MwGVc wEA9wsAAAAAAAAAA AAQhKwANzUwMFgo/A FctgtL06vQQxBOBo5IVk cnjgbyufrCw+wefRANHl 6//sMR6oYIBKV8AAAIA AAAAAA=</p> <p>Urbanization Four Line Address: Mrs Jane Doe URB Las Gladio 150 Calle A San Juan PR 00926</p>	Required for PC Postage and Meter Vendor
782-788	Destination Foreign Postal Code	A(7)	The foreign postal code is a 7 character field. Mailers may submit the destination foreign postal code for international shipments.	A0C 9Z9	Spaces are required.
789-800	Filler	A(12)			Spaces are required.

Appendix E: Confirmation/Error/Warning Files

Appendix E-1.1: Shipping Services Confirmation/Error/Warning Data Version 1.5 File Specification

Header Record

Variable Length Record - Maximum data content is 167 bytes. Format (size) reflects the maximum length for each field.

Shipping Services File Confirmation/Error/Warning Header Record			
Field Name	Format (Size)	Description	Example
Mailer ID	A(9)	Mailer ID from the electronic file number of the transmitted file. Six- or Nine-digit MID.	923456789 or 612345
Delimiter	A(1)	Comma Delimiter	,
Electronic File Sequence Number	A(15)	Sequential number from the Electronic File Number: If six-digit MID – 10- or 14-digit serial number. If nine-digit MID – 7- or 11-digit serial number. 1-digit – check digit	Varies see description.
Delimiter	A(1)	Comma Delimiter	,
Electronic File Receipt Date	N(8)	Date USPS PTR received the mailers Electronic File. Format: YYYYMMDD	20050615
Delimiter	A(1)	Comma Delimiter	,
Electronic File Receipt Time	N(6)	Time USPS PTR received the mailers Electronic File. Format: HHMMSS	143059
Delimiter	A(1)	Comma Delimiter	,
Entry Facility ZIP Code	N(5)	ZIP Code of the Postal Service facility where mail was tendered. This zip is the destination zip for parcels return services files.	20260
Delimiter	A(1)	Comma Delimiter	,
Mailing Date	N(8)	Date in the header record of the Electronic File provided by mailer indicating when the mail was tendered to the USPS entry facility. Format: YYYYMMDD	20050615
Delimiter	A(1)	Comma Delimiter	,
Number of Records Read	N(9)	Total number of all records in electronic file to include Header Records and all Detail Records.	3
Delimiter	A(1)	Comma Delimiter	,
Number of Records Rejected	N(9)	Number of records not posted to PTR, because of error in Header Record or individual Detail Records.	1
Delimiter	A(1)	Comma Delimiter	,
Number of Records Accepted	N(9)	Number of records posted to PTR.	2
Delimiter	A(1)	Comma Delimiter	,
Number of Electronic File D1 Record Records Accepted	N(9)	Number of Detail 1 Records posted to PTR.	1
Delimiter	A(1)	Comma Delimiter	,
Number of Electronic File D2 Record Records Accepted	N(9)	Number of Detail 2 records posted to PTR.	1
Delimiter	A(1)	Comma Delimiter	,
Summary Message	A(60)	Error message that applies to the entire electronic file.	ENTIRE ELECTRONIC FILE REJECTED DUE TO HEADER RECORD ERROR.

Appendix E – Confirmation/Error/Warning (CEW) Files

Detail Record

Variable Length Record - Maximum data content is 141 bytes. Format (size) reflects the maximum length for each field.

Shipping Services File Confirmation/Error/Warning Detail Record			
Field Name	Format (Size)	Description	Example
Error/Warning Type Code	A(1)	E = Error W = Warning	W
Delimiter	A(1)	Comma Delimiter	,
Electronic File Line Number	N(9)	Line number of the electronic file containing the Detail Record in error.	2
Delimiter	A(1)	Comma Delimiter	,
Package Identification Code (PIC)	A(34)	Tracking number used on package. May include routing information and Package Identification Code (PIC). 3-digits - '420' 5-digits - Routing ZIP Code 4-digits - Routing +4 2-digits - AI (92 or 93) 3-digits - Service Type Code 6- or 9-digits - MID If six-digit MID, 10- or 14-digit serial # If nine-digit MID, 7- or 11-digit serial # 1-digit - check digit	Varies see description.
Delimiter	A(1)	Comma Delimiter	,
The description of the Field in the electronic file that contains an Error or Warning	A(34)	The field in the error warning files containing the error or warning.	PM-02
Delimiter	A(1)	Comma Delimiter	,
Error/Warning Message	A(60)	Reason electronic file field is in error or warning.	INVALID PRODUCTS OR CLASS OF MAIL/SERVICE TYPE CODE COMBO

**Appendix E-1.2: Shipping Services Confirmation/Error/Warning Report Version 1.5
Formatted Specification**

PTR formats the Confirmation Error/Warning Report as defined below when the entire shipping services file is accepted.

Field #	Row	Field Name	Contents	From	To	Value
1	1	FILLER	ALPHANUM	0	2	spaces
2	1	FILLER	ALPHANUM	3	6	'1USPS'
3	1	FILLER	ALPHANUM	7	42	spaces
4	1	FILLER	ALPHANUM	43	65	'PRODUCT TRACKING AND REPORTING'
5	1	FILLER	ALPHANUM	66	96	spaces
6	1	FILLER	ALPHANUM	97	101	'PAGE:.'
7	1	FILLER	ALPHANUM	102	104	Spaces Note: Actual number of spaces will vary depending on the width of the page number. 3 digit page number = 1 space, 2 digit page number = 2 spaces, 1 digit page number = 3 spaces
8	1	PTR	NUMERIC	105	--	Page Number of report, right justified
1	2	FILLER	ALPHANUM	0	1	spaces
2	2	FILLER	ALPHANUM	2	7	'REPORT:.'
3	2	FILLER	ALPHANUM	8	9	spaces
4	2	FILLER	ALPHANUM	10	17	Report Name
5	2	FILLER	ALPHANUM	18	36	spaces
6	2	FILLER	ALPHANUM	37	70	"CONFIRMATION/ERROR/WARNING REPORT"
7	2	FILLER	ALPHANUM	71	95	spaces
8	2	FILLER	ALPHANUM	96	100	"DATE:."
9	2	PTR	NUMERIC	102	111	Date of Report in MM/DD/YYYY format
1	3	FILLER	ALPHANUM	0	95	spaces
2	3	FILLER	ALPHANUM	96	100	"TIME:."
3	3	FILLER	ALPHANUM	101	101	space
4	3	PTR	NUMERIC	102	109	Time of Report in HH:MM:SS format
1	4	FILLER	ALPHANUM	0	--	Blank Line
1	5	FILLER	ALPHANUM	0	9	spaces
2	5	FILLER	ALPHANUM	10	16	"MAILER:."
3	5	FILLER	ALPHANUM	17	23	spaces
4	5	PTR	NUMERIC	24	32	MID (Mailer ID)
5	5	FILLER	ALPHANUM	33	63	spaces
6	5	PTR	ALPHANUM	64	78	"ENTRY FACILITY:."
7	5	FILLER	ALPHANUM	79	79	spaces
8	5	PTR	ALPHANUM	80	--	Entry Facility data
1	6	FILLER	ALPHANUM	0	9	spaces
2	6	FILLER	ALPHANUM	10	16	"E-FILE:."
3	6	FILLER	ALPHANUM	17	23	spaces
4	6	PTR	ALPHANUM	24	62	EFN Serial Number
5	6	FILLER	ALPHANUM	63	63	spaces
6	6	FILLER	ALPHANUM	64	76	"MAILING DATE:."
7	6	FILLER	ALPHANUM	77	78	spaces
8	6	PTR	NUMERIC	79	88	Date of Mailing in MM/DD/YYYY format
1	7	FILLER	ALPHANUM	0	9	spaces
2	7	FILLER	ALPHANUM	10	22	"RECEIPT DATE:."
3	7	FILLER	ALPHANUM	23	23	spaces
4	7	PTR	NUMERIC	24	33	Receipt Date in MM/DD/YYYY format
1	8	FILLER	ALPHANUM	0	9	spaces
2	8	FILLER	ALPHANUM	10	22	"RECEIPT TIME:."
3	8	FILLER	ALPHANUM	23	23	spaces

Appendix E – Confirmation/Error/Warning (CEW) Files

Field #	Row	Field Name	Contents	From	To	Value
4	8	PTR	NUMERIC	24	35	Receipt Time in HH.MM.SS format
1	9	FILLER	ALPHANUM	0	--	Blank Line
1	10	FILLER	ALPHANUM	0	6	spaces
2	10	FILLER	ALPHANUM	7	19	"RECORDS READ:"
3	10	FILLER	ALPHANUM	20	32	spaces
4	10	PTR	NUMERIC	33	41	Record Read Count Left padded with zeroes
1	11	FILLER	ALPHANUM	0	6	spaces
2	11	FILLER	ALPHANUM	7	23	"RECORDS REJECTED:"
3	11	FILLER	ALPHANUM	24	32	spaces
4	11	PTR	NUMERIC	33	41	Record Rejected Count Left padded with zeroes
1	12	FILLER	ALPHANUM	0	6	spaces
2	12	FILLER	ALPHANUM	7	29	"TOTAL RECORDS ACCEPTED:"
3	12	FILLER	ALPHANUM	30	32	spaces
4	12	PTR	NUMERIC	33	41	Record Accepted Count Left padded with zeroes
1	13	FILLER	ALPHANUM	0	6	spaces
2	13	FILLER	ALPHANUM	7	27	"#D1 RECORDS ACCEPTED:"
3	13	FILLER	ALPHANUM	28	32	spaces
4	13	PTR	NUMERIC	33	41	#D1 Record Accepted Count Left padded with zeroes
1	14	FILLER	ALPHANUM	0	6	spaces
2	14	FILLER	ALPHANUM	7	27	"#D2 RECORDS ACCEPTED:"
3	14	FILLER	ALPHANUM	28	32	spaces
4	14	PTR	NUMERIC	33	41	#D2 Record Accepted Count Left padded with zeroes
1	15	FILLER	ALPHANUM	0	--	Blank Line
1	16	FILLER	ALPHANUM	0	1	spaces
2	16	FILLER	ALPHANUM	2	15	"ERR/ E-FILE"
1	17	FILLER	ALPHANUM	0	1	spaces
2	17	FILLER	ALPHANUM	2	14	"WRN LINE NO."
3	17	FILLER	ALPHANUM	15	15	spaces
4	17	FILLER	ALPHANUM	16	33	"PIC/E-FILE NUMBER"
5	17	FILLER	ALPHANUM	34	50	spaces
6	17	FILLER	ALPHANUM	51	62	"ERROR FIELD
7	17	FILLER	ALPHANUM	63	85	spaces
8	17	FILLER	ALPHANUM	86	99	"ERROR MESSAGE"
1	18	FILLER	ALPHANUM	0	--	Blank Line
1	19**	FILLER	ALPHANUM	0	1	spaces
2	19**	PTR	ALPHANUM	2	2	"E" for Error "W" for Warning
3	19**	FILLER	ALPHANUM	3	5	spaces
4	19**	PTR	NUMERIC	6	20	Line Number data Left padded with zeroes
5	19**	FILLER	ALPHANUM	21	21	spaces
6	19**	PTR	ALPHANUM	22	55	EFN, if header or Label Number, if detail
7	19**	FILLER	ALPHANUM	56	56	spaces
8	19**	PTR	ALPHANUM	57	90	Error Content data
9	19**	FILLER	ALPHANUM	91	91	spaces
10	19**	PTR	ALPHANUM	92	--	Error Message data

Appendix E – Confirmation/Error/Warning (CEW) Files

** PTR repeats the Row 19 format until all data are written to the report. PTR begins to create the next report starting back at Row 1. The data in row 19 are sorted by Error Code/Line number.

When the entire shipping service file is rejected, PTR changes the format to include the error message "ENTIRE ELECTRONIC FILE REJECTED DUE TO HEADER RECORD ERROR" in the Summary Message field in the Confirmation Error/Warning file. PTR also includes the error message on the Confirmation Error/Warning file.

PTR formats the Confirmation Error/Warning Report as defined below when the entire shipping service file is rejected.

Field #	Row	Field Name	Contents	From	To	Value
1	1	FILLER	ALPHANUM	0	2	spaces
2	1	FILLER	ALPHANUM	3	6	'1USPS'
3	1	FILLER	ALPHANUM	7	42	spaces
4	1	FILLER	ALPHANUM	43	65	'PRODUCT TRACKING SYSTEM'
5	1	FILLER	ALPHANUM	66	96	spaces
6	1	FILLER	ALPHANUM	97	101	'PAGE:'
7	1	FILLER	ALPHANUM	102	104	Spaces Note: Actual number of spaces will vary depending on the width of the page number. 3 digit page number = 1 space, 2 digit page number = 2 spaces, 1 digit page number = 3 spaces
8	1	PTR	NUMERIC	105	--	Page Number of report, right justified
1	2	FILLER	ALPHANUM	0	1	spaces
2	2	FILLER	ALPHANUM	2	7	'REPORT:'
3	2	FILLER	ALPHANUM	8	9	spaces
4	2	FILLER	ALPHANUM	10	17	Report Name
5	2	FILLER	ALPHANUM	18	36	spaces
6	2	FILLER	ALPHANUM	37	70	"CONFIRMATION/ERROR/WARNING REPORT"
7	2	FILLER	ALPHANUM	71	95	spaces
8	2	FILLER	ALPHANUM	96	100	"DATE:"
9	2	PTR	NUMERIC	102	111	Date of Report in MM/DD/YYYY format
1	3	FILLER	ALPHANUM	0	95	spaces
2	3	FILLER	ALPHANUM	96	100	"TIME:"
3	3	FILLER	ALPHANUM	101	101	space
4	3	PTR	NUMERIC	102	109	Time of Report in HH:MM:SS format
1	4	FILLER	ALPHANUM	0	--	Blank Line
1	5	FILLER	ALPHANUM	0	9	spaces
2	5	FILLER	ALPHANUM	10	16	"MAILER:"
3	5	FILLER	ALPHANUM	17	23	spaces
4	5	PTR	NUMERIC	24	32	MID (Mailer ID)
5	5	FILLER	ALPHANUM	33	63	spaces
6	5	PTR	ALPHANUM	64	78	"ENTRY FACILITY:"
7	5	FILLER	ALPHANUM	79	79	spaces
8	5	PTR	ALPHANUM	80	--	Entry Facility data
1	6	FILLER	ALPHANUM	0	9	spaces
2	6	FILLER	ALPHANUM	10	16	"E-FILE:"
3	6	FILLER	ALPHANUM	17	23	spaces
4	6	PTR	ALPHANUM	24	62	EFN Serial Number

Appendix E – Confirmation/Error/Warning (CEW) Files

Field #	Row	Field Name	Contents	From	To	Value
5	6	FILLER	ALPHANUM	63	63	spaces
6	6	FILLER	ALPHANUM	64	76	"MAILING DATE:"
7	6	FILLER	ALPHANUM	77	78	spaces
8	6	PTR	NUMERIC	79	88	Date of Mailing in MM/DD/YYYY format
1	7	FILLER	ALPHANUM	0	9	spaces
2	7	FILLER	ALPHANUM	10	22	"RECEIPT DATE:"
3	7	FILLER	ALPHANUM	23	23	spaces
4	7	PTR	NUMERIC	24	33	Receipt Date in MM/DD/YYYY format
1	8	FILLER	ALPHANUM	0	9	spaces
2	8	FILLER	ALPHANUM	10	22	"RECEIPT TIME:"
3	8	FILLER	ALPHANUM	23	23	spaces
4	8	PTR	NUMERIC	24	35	Receipt Time in HH.MM.SS format
1	9	FILLER	ALPHANUM	0	--	Blank Line
1	10	FILLER	ALPHANUM	0	7	spaces
2	10	FILLER	ALPHANUM	8	89	Asterisks (**)
1	11	FILLER	ALPHANUM	0	8	spaces
2	11	FILLER	ALPHANUM	9	68	"ENTIRE ELECTRONIC FILE REJECTED DUE TO HEADER RECORD ERROR"
1	12	FILLER	ALPHANUM	0	7	spaces
2	12	FILLER	ALPHANUM	8	89	Asterisks (**)
1	13	FILLER	ALPHANUM	0	--	Blank Line
1	14	FILLER	ALPHANUM	0	6	spaces
2	14	FILLER	ALPHANUM	7	19	"RECORDS READ:"
3	14	FILLER	ALPHANUM	20	32	spaces
4	14	PTR	NUMERIC	33	41	Record Read Count Left padded with zeroes
1	15	FILLER	ALPHANUM	0	6	spaces
2	15	FILLER	ALPHANUM	7	23	"RECORDS REJECTED:"
3	15	FILLER	ALPHANUM	24	32	spaces
4	15	PTR	NUMERIC	33	41	Record Rejected Count Left padded with zeroes
1	16	FILLER	ALPHANUM	0	6	spaces
2	16	FILLER	ALPHANUM	7	29	"TOTAL RECORDS ACCEPTED:"
3	16	FILLER	ALPHANUM	30	32	spaces
4	16	PTR	NUMERIC	33	41	Record Accepted Count Left padded with zeroes
1	17	FILLER	ALPHANUM	0	6	spaces
2	17	FILLER	ALPHANUM	7	27	"#D1 RECORDS ACCEPTED:"
3	17	FILLER	ALPHANUM	28	32	spaces
4	17	PTR	NUMERIC	33	41	#D1 Record Accepted Count Left padded with zeroes
1	18	FILLER	ALPHANUM	0	6	spaces
2	18	FILLER	ALPHANUM	7	27	"#D2 RECORDS ACCEPTED:"
3	18	FILLER	ALPHANUM	28	32	spaces
4	18	PTR	NUMERIC	33	41	#D2 Record Accepted Count Left padded with zeroes
1	19	FILLER	ALPHANUM	0	--	Blank Line
1	20	FILLER	ALPHANUM	0	--	Blank Line
1	21	FILLER	ALPHANUM	0	1	spaces
2	21	FILLER	ALPHANUM	2	15	"ERR/ E-FILE"
1	22	FILLER	ALPHANUM	0	1	spaces
2	22	FILLER	ALPHANUM	2	14	"WRN LINE NO."
3	22	FILLER	ALPHANUM	15	15	spaces
4	22	FILLER	ALPHANUM	16	33	"PIC/E-FILE NUMBER"

Appendix E – Confirmation/Error/Warning (CEW) Files

Field #	Row	Field Name	Contents	From	To	Value
5	22	FILLER	ALPHANUM	34	50	spaces
6	22	FILLER	ALPHANUM	51	62	"ERROR FIELD
7	22	FILLER	ALPHANUM	63	85	spaces
8	22	FILLER	ALPHANUM	86	99	"ERROR MESSAGE"
1	23	FILLER	ALPHANUM	0	--	Blank Line
1	24**	FILLER	ALPHANUM	0	1	spaces
2	24**	PTR	ALPHANUM	2	2	"E" for Error "W" for Warning
3	24**	FILLER	ALPHANUM	3	5	spaces
4	24**	PTR	NUMERIC	6	20	Line Number data Left padded with zeroes
5	24**	FILLER	ALPHANUM	21	21	spaces
6	24**	PTR	ALPHANUM	22	55	EFN, if header or Label Number, if detail
7	24**	FILLER	ALPHANUM	56	56	spaces
8	24**	PTR	ALPHANUM	57	90	Error Content data
9	24**	FILLER	ALPHANUM	91	91	spaces
10	24**	PTR	ALPHANUM	92	--	Error Message data

** PTR repeats the Row 24 format until all data are written to the report. PTR begins to create the next report starting back at Row 1. The data in row 24 are sorted by Err Code/Line Number.

Sample Reports

```

USPS                                PRODUCT TRACKING SYSTEM                                PAGE: 1
REPORT: CBD015C0                    CONFIRMATION/ERROR/WARNING REPORT                    DATE: 05/16/2014
                                                    TIME: 02:40:08

MAILER: 699300                      ENTRY FACILITY: 92627
E-FILE: 036513286                   MAILING DATE: 05/16/2014
RECEIPT DATE: 05/16/2014
RECEIPT TIME: 02:40:08

RECORDS READ: 000000021
RECORDS REJECTED: 000000000
TOTAL RECORDS ACCEPTED: 000000021
#D1 RECORDS ACCEPTED: 000000010
#D2 RECORDS ACCEPTED: 000000010
#D3 RECORDS ACCEPTED: 000000000
#D4 RECORDS ACCEPTED: 000000000

ERR/ E-FILE
WRN LINE NO. PIC/E-FILE NUMBER      ERROR FIELD      ERROR MESSAGE
W 0000000000000002 420900649405903699300186194699 000000      INVALID FEE FOR EXTRA SERVICE CODE 2; DEFAULT TO ZERO
W 0000000000000004 420941169405903699300186194705 000000      INVALID FEE FOR EXTRA SERVICE CODE 2; DEFAULT TO ZERO
W 0000000000000006 420981389405903699300186194729 000000      INVALID FEE FOR EXTRA SERVICE CODE 2; DEFAULT TO ZERO
W 0000000000000008 420775919405903699300186194736 000000      INVALID FEE FOR EXTRA SERVICE CODE 2; DEFAULT TO ZERO
W 0000000000000010 420902729405903699300186194743 000000      INVALID FEE FOR EXTRA SERVICE CODE 2; DEFAULT TO ZERO
W 0000000000000012 420334019405903699300186194767 000000      INVALID FEE FOR EXTRA SERVICE CODE 2; DEFAULT TO ZERO
W 0000000000000014 420840999405903699300186194712 000000      INVALID FEE FOR EXTRA SERVICE CODE 2; DEFAULT TO ZERO
W 0000000000000016 420900569405903699300186194750 000000      INVALID FEE FOR EXTRA SERVICE CODE 2; DEFAULT TO ZERO
W 0000000000000018 420207709405903699300186194774 000000      INVALID FEE FOR EXTRA SERVICE CODE 2; DEFAULT TO ZERO
W 0000000000000020 420383569405903699300186194781 000000      INVALID FEE FOR EXTRA SERVICE CODE 2; DEFAULT TO ZERO
    
```

Shipping Services CEW Report (accepted file) v 1.5

```

011 USPS                                PRODUCT TRACKING SYSTEM                                PAGE: 1
01 REPORT: CBD015C0                    CONFIRMATION/ERROR/WARNING REPORT                    DATE: 04/08/2014
01                                                    TIME: 15:36:03
01
01 MAILER: 901008903                      ENTRY FACILITY: 92520
01 E-FILE: 000022097698                   MAILING DATE: 04/07/2014
01 RECEIPT DATE: 04/08/2014
01 RECEIPT TIME: 15.36.03
01
01 *****
01 ENTIRE ELECTRONIC FILE REJECTED DUE TO HEADER RECORD ERROR.
01 *****
01
01 RECORDS READ: 000000003
01 RECORDS REJECTED: 000000003
01 TOTAL RECORDS ACCEPTED: 000000000
01 #D1 RECORDS ACCEPTED: 000000000
01 #D2 RECORDS ACCEPTED: 000000000
01
01 ERR/ E-FILE
01 WRN LINE NO. PIC/E-FILE NUMBER      ERROR FIELD      ERROR MESSAGE
01
01 E 0000000000000001 92520          INVALID ENTRY FACILITY
01 W 0000000000000002 92023901003013542403616921 92520          INVALID ORIGIN ZIP CODE
01 W 0000000000000002 92023901003013542403616921 925200000     INVALID ZIP CODE
01
    
```

Shipping Services CEW Report (rejected file) v 1.5

Appendix E-1.3: Shipping Services Confirmation/Error/Warning Data Version 1.7 File Specification

Header Record - Variable Length Record - Maximum data content is 187 bytes. Format (size) reflects the maximum length for each field.

Field Name	Format (Size)	Description	Example
Mailer ID	A(9)	Mailer ID from the electronic file number of the transmitted file. Six- or Nine-digit MID.	923456789 or 612345
Delimiter	A(1)	Comma Delimiter	,
Electronic File Sequence Number	A(15)	Sequential number from the Electronic File Number: If six-digit MID - 10- or 14-digit serial number. If nine-digit MID - 7- or 11-digit serial number. 1-digit – check digit	Varies see description.
Delimiter	A(1)	Comma Delimiter	,
Electronic File Receipt Date	N(8)	Date USPS PTR received the mailers Electronic File. Format: YYYYMMDD	20050615
Delimiter	A(1)	Comma Delimiter	,
Electronic File Receipt Time	N(6)	Time USPS PTR received the mailers Electronic File. Format: HHMMSS	143059
Delimiter	A(1)	Comma Delimiter	,
Entry Facility ZIP Code	N(5)	NULL	
Delimiter	A(1)	Comma Delimiter	,
Mailing Date	N(8)	NULL	
Delimiter	A(1)	Comma Delimiter	,
Number of Records Read	N(9)	Total number of all records in electronic file to include Header Records and all Detail Records.	3
Delimiter	A(1)	Comma Delimiter	,
Number of Records Rejected	N(9)	Number of records not posted to PTR, because of error in Header Record or individual Detail Records.	1
Delimiter	A(1)	Comma Delimiter	,
Number of Records Accepted	N(9)	Number of records posted to PTR.	2
Delimiter	A(1)	Comma Delimiter	,
Number of Electronic File D1 Record Records Accepted	N(9)	Number of Detail 1 Records posted to PTR.	1
Delimiter	A(1)	Comma Delimiter	,
Number of Electronic File D2 Record Records Accepted	N(9)	Number of Detail 2 Records posted to PTR.	
Delimiter	A(1)	Comma Delimiter	,
Number of Electronic File D3 Record Records Accepted	N(9)	Number of Detail 3 Records posted to PTR.	1
Delimiter	A(1)	Comma Delimiter	,
Number of Electronic File D4 Record Records Accepted	N(9)	Number of Detail 4 Records posted to PTR.	
Delimiter	A(1)	Comma Delimiter	,
Summary Message	A(60)	Error message that applies to the entire electronic file.	ENTIRE ELECTRONIC FILE REJECTED DUE TO HEADER RECORD ERROR.

Appendix E – Confirmation/Error/Warning (CEW) Files

Detail Record

Variable Length Record - Maximum data content is 141 bytes. Format (size) reflects the maximum length for each field.

Field Name	Format (Size)	Description	Example
Error/Warning Type Code	A(1)	E = Error W = Warning	W
Delimiter	A(1)	Comma Delimiter	,
Electronic File Line Number	N(9)	Line number of the electronic file containing the Detail Record in error.	2
Delimiter	A(1)	Comma Delimiter	,
Package Identification Code (PIC)	A(34)	Tracking number used on package. May include routing information and Package Identification Code (PIC). 3-digits - '420' 5-digits - Routing ZIP Code 4-digits - Routing +4 2-digits - AI (92 or 93) 3-digits - Service Type Code 6- or 9-digits - MID If six-digit MID, 10- or 14-digit serial # If nine-digit MID, 7- or 11-digit serial # 1-digit - check digit	Varies see description.
Delimiter	A(1)	Comma Delimiter	,
The description of the Field in the electronic file that contains an Error or Warning	A(34)	The field in the error warning files containing the error or warning.	PM-02
Delimiter	A(1)	Comma Delimiter	,
Error/Warning Message	A(60)	Reason electronic file field is in error or warning.	INVALID PRODUCTS OR CLASS OF MAIL/SERVICE TYPE CODE COMBO

Appendix E-1.4: Shipping Services Confirmation/Error/Warning Report Version 1.7 Formatted Specification

PTR formats the Confirmation Error/Warning Report as defined below when the entire shipping service file is accepted.

Field #	Row	Field Name	Contents	From	To	Value
1	1	FILLER	ALPHANUM	0	2	spaces
2	1	FILLER	ALPHANUM	3	6	'1USPS'
3	1	FILLER	ALPHANUM	7	42	spaces
4	1	FILLER	ALPHANUM	43	65	"PRODUCT TRACKING SYSTEM"
5	1	FILLER	ALPHANUM	66	96	spaces
6	1	FILLER	ALPHANUM	97	101	'PAGE:'
7	1	FILLER	ALPHANUM	102	104	Spaces Note: Actual number of spaces will vary depending on the width of the page number. 3 digit page number = 1 space, 2 digit page number = 2 spaces, 1 digit page number = 3 spaces
8	1	PTR	NUMERIC	105	--	Page Number of report, right justified
1	2	FILLER	ALPHANUM	0	1	spaces
2	2	FILLER	ALPHANUM	2	7	'REPORT:'
3	2	FILLER	ALPHANUM	8	9	spaces
4	2	FILLER	ALPHANUM	10	17	Report Name
5	2	FILLER	ALPHANUM	18	36	spaces
6	2	FILLER	ALPHANUM	37	70	"CONFIRMATION/ERROR/WARNING REPORT"
7	2	FILLER	ALPHANUM	71	95	spaces
8	2	FILLER	ALPHANUM	96	100	"DATE:"
9	2	PTR	NUMERIC	102	111	Date of Report in MM/DD/YYYY format
1	3	FILLER	ALPHANUM	0	95	spaces
2	3	FILLER	ALPHANUM	96	100	"TIME:"
3	3	FILLER	ALPHANUM	101	101	space
4	3	PTR	NUMERIC	102	109	Time of Report in HH:MM:SS format
1	4	FILLER	ALPHANUM	0	--	Blank Line
1	5	FILLER	ALPHANUM	0	9	spaces
2	5	FILLER	ALPHANUM	10	16	"MAILER:"
3	5	FILLER	ALPHANUM	17	23	spaces
4	5	PTR	NUMERIC	24	32	MID (Mailer ID)
5	5	FILLER	ALPHANUM	33	63	spaces
6	5	PTR	ALPHANUM	64	78	"ENTRY FACILITY:"
7	5	FILLER	ALPHANUM	79	79	spaces
8	5	PTR	ALPHANUM	80	--	Entry Facility data
1	6	FILLER	ALPHANUM	0	9	spaces
2	6	FILLER	ALPHANUM	10	16	"E-FILE:"
3	6	FILLER	ALPHANUM	17	23	spaces
4	6	PTR	ALPHANUM	24	62	EFN Serial Number
5	6	FILLER	ALPHANUM	63	63	spaces
6	6	FILLER	ALPHANUM	64	76	"MAILING DATE:"
7	6	FILLER	ALPHANUM	77	78	spaces
8	6	PTR	NUMERIC	79	88	Date of Mailing in MM/DD/YYYY format
1	7	FILLER	ALPHANUM	0	9	spaces

Appendix E – Confirmation/Error/Warning (CEW) Files

Field #	Row	Field Name	Contents	From	To	Value
2	7	FILLER	ALPHANUM	10	22	"RECEIPT DATE:"
3	7	FILLER	ALPHANUM	23	23	spaces
4	7	PTR	NUMERIC	24	33	Receipt Date in MM/DD/YYYY format
1	8	FILLER	ALPHANUM	0	9	spaces
2	8	FILLER	ALPHANUM	10	22	"RECEIPT TIME:"
3	8	FILLER	ALPHANUM	23	23	spaces
4	8	PTR	NUMERIC	24	35	Receipt Time in HH.MM.SS format
1	9	FILLER	ALPHANUM	0	--	Blank Line
1	10	FILLER	ALPHANUM	0	6	spaces
2	10	FILLER	ALPHANUM	7	19	"RECORDS READ:"
3	10	FILLER	ALPHANUM	20	32	spaces
4	10	PTR	NUMERIC	33	41	Record Read Count Left padded with zeroes
1	11	FILLER	ALPHANUM	0	6	spaces
2	11	FILLER	ALPHANUM	7	23	"RECORDS REJECTED:"
3	11	FILLER	ALPHANUM	24	32	spaces
4	11	PTR	NUMERIC	33	41	Record Rejected Count Left padded with zeroes
1	12	FILLER	ALPHANUM	0	6	spaces
2	12	FILLER	ALPHANUM	7	29	"TOTAL RECORDS ACCEPTED:"
3	12	FILLER	ALPHANUM	30	32	spaces
4	12	PTR	NUMERIC	33	41	Record Accepted Count Left padded with zeroes
1	13	FILLER	ALPHANUM	0	6	spaces
2	13	FILLER	ALPHANUM	7	27	"#D1 RECORDS ACCEPTED:"
3	13	FILLER	ALPHANUM	28	32	spaces
4	13	PTR	NUMERIC	33	41	#D1 Record Accepted Count Left padded with zeroes
1	14	FILLER	ALPHANUM	0	6	spaces
2	14	FILLER	ALPHANUM	7	27	"#D2 RECORDS ACCEPTED:"
3	14	FILLER	ALPHANUM	28	32	spaces
4	14	PTR	NUMERIC	33	41	#D2 Record Accepted Count Left padded with zeroes
1	15	FILLER	ALPHANUM	0	6	spaces
2	15	FILLER	ALPHANUM	7	27	"#D3 RECORDS ACCEPTED:"
3	15	FILLER	ALPHANUM	28	32	spaces
4	15	PTR	NUMERIC	33	41	#D3 Record Accepted Count Left padded with zeroes
1	16	FILLER	ALPHANUM	0	6	spaces
2	16	FILLER	ALPHANUM	7	27	"#D4 RECORDS ACCEPTED:"
3	16	FILLER	ALPHANUM	28	32	spaces
4	16	PTR	NUMERIC	33	41	#D4 Record Accepted Count Left padded with zeroes
1	17	FILLER	ALPHANUM	0	--	Blank Line
1	18	FILLER	ALPHANUM	0	1	spaces
2	18	FILLER	ALPHANUM	2	15	"ERR/ E-FILE"
1	19	FILLER	ALPHANUM	0	1	spaces
2	19	FILLER	ALPHANUM	2	14	"WRN LINE NO."
3	19	FILLER	ALPHANUM	15	15	spaces
4	19	FILLER	ALPHANUM	16	33	"PIC/E-FILE NUMBER"
5	19	FILLER	ALPHANUM	34	50	spaces
6	19	FILLER	ALPHANUM	51	62	"ERROR FIELD"
7	19	FILLER	ALPHANUM	63	85	spaces
8	19	FILLER	ALPHANUM	86	99	"ERROR MESSAGE"
1	20	FILLER	ALPHANUM	0	--	Blank Line
1	21**	FILLER	ALPHANUM	0	1	spaces

Appendix E – Confirmation/Error/Warning (CEW) Files

Field #	Row	Field Name	Contents	From	To	Value
2	121**	PTR	ALPHANUM	2	2	"E" for Error "W" for Warning
3	21*	FILLER	ALPHANUM	3	5	spaces
4	21**	PTR	NUMERIC	6	20	Line Number data Left padded with zeroes
5	21**	FILLER	ALPHANUM	21	21	spaces
6	21**	PTR	ALPHANUM	22	55	EFN, if header or Label Number, if detail
7	21**	FILLER	ALPHANUM	56	56	spaces
8	21**	PTR	ALPHANUM	57	90	Error Content data
9	21**	FILLER	ALPHANUM	91	91	spaces
10	21**	PTR	ALPHANUM	92	--	Error Message data

** PTR repeats the Row 121 format until all data are written to the report. PTR begins to create the next report starting back at Row 1. The data in row 21 are sorted by Error Code/Line Number.

When the entire shipping service file is rejected, PTR changes the format to include the error message "ENTIRE ELECTRONIC FILE REJECTED DUE TO HEADER RECORD ERROR" in the Summary Message field in the Confirmation Error/Warning file. PTR also includes the error message on the Confirmation Error/Warning file.

PTR formats the Confirmation Error/Warning Report as defined below when the entire shipping service file is rejected.

Field #	Row	Field Name	Contents	From	To	Value
1	1	FILLER	ALPHANUM	0	2	Spaces
2	1	FILLER	ALPHANUM	3	6	'USPS'
3	1	FILLER	ALPHANUM	7	42	spaces
4	1	FILLER	ALPHANUM	43	65	'PRODUCT TRACKING SYSTEM'
5	1	FILLER	ALPHANUM	66	96	spaces
6	1	FILLER	ALPHANUM	97	101	'PAGE:.'
7	1	FILLER	ALPHANUM	102	104	Spaces Note: Actual number of spaces will vary depending on the width of the page number. 3 digit page number = 1 space, 2 digit page number = 2 spaces, 1 digit page number = 3 spaces
8	1	PTR	NUMERIC	105	--	Page Number of report, right justified
1	2	FILLER	ALPHANUM	0	1	spaces
2	2	FILLER	ALPHANUM	2	7	'REPORT:.'
3	2	FILLER	ALPHANUM	8	9	spaces
4	2	FILLER	ALPHANUM	10	17	Report Name
5	2	FILLER	ALPHANUM	18	36	spaces
6	2	FILLER	ALPHANUM	37	70	"CONFIRMATION/ERROR/WARNING REPORT"
7	2	FILLER	ALPHANUM	71	95	spaces
8	2	FILLER	ALPHANUM	96	100	"DATE:."
9	2	PTR	NUMERIC	102	111	Date of Report in MM/DD/YYYY format
1	3	FILLER	ALPHANUM	0	95	spaces
2	3	FILLER	ALPHANUM	96	100	"TIME:."
3	3	FILLER	ALPHANUM	101	101	space
4	3	PTR	NUMERIC	102	109	Time of Report in HH:MM:SS format

Appendix E – Confirmation/Error/Warning (CEW) Files

Field #	Row	Field Name	Contents	From	To	Value
1	4	FILLER	ALPHANUM	0	--	Blank Line
1	5	FILLER	ALPHANUM	0	9	spaces
2	5	FILLER	ALPHANUM	10	16	"MAILER:"
3	5	FILLER	ALPHANUM	17	23	spaces
4	5	PTR	NUMERIC	24	32	MID (Mailer ID)
5	5	FILLER	ALPHANUM	33	63	spaces
6	5	PTR	ALPHANUM	64	78	"ENTRY FACILITY:"
7	5	FILLER	ALPHANUM	79	79	spaces
8	5	PTR	ALPHANUM	80	--	Entry Facility data
1	6	FILLER	ALPHANUM	0	9	spaces
2	6	FILLER	ALPHANUM	10	16	"E-FILE:"
3	6	FILLER	ALPHANUM	17	23	spaces
4	6	PTS2	ALPHANUM	24	62	EFN Serial Number
5	6	FILLER	ALPHANUM	63	63	spaces
6	6	FILLER	ALPHANUM	64	76	"MAILING DATE:"
7	6	FILLER	ALPHANUM	77	78	spaces
8	6	PTR	NUMERIC	79	88	Date of Mailing in MM/DD/YYYY format
1	7	FILLER	ALPHANUM	0	9	spaces
2	7	FILLER	ALPHANUM	10	22	"RECEIPT DATE:"
3	7	FILLER	ALPHANUM	23	23	spaces
4	7	PTR	NUMERIC	24	33	Receipt Date in MM/DD/YYYY format
1	8	FILLER	ALPHANUM	0	9	spaces
2	8	FILLER	ALPHANUM	10	22	"RECEIPT TIME:"
3	8	FILLER	ALPHANUM	23	23	spaces
4	8	PTR	NUMERIC	24	35	Receipt Time in HH.MM.SS format
1	9	FILLER	ALPHANUM	0	--	Blank Line
1	10	FILLER	ALPHANUM	0	7	spaces
2	10	FILLER	ALPHANUM	8	89	Asterisks (***)
1	11	FILLER	ALPHANUM	0	8	spaces
2	11	FILLER	ALPHANUM	9	68	"ENTIRE ELECTRONIC FILE REJECTED DUE TO HEADER RECORD ERROR"
1	12	FILLER	ALPHANUM	0	7	spaces
2	12	FILLER	ALPHANUM	8	89	Asterisks (***)
1	13	FILLER	ALPHANUM	0	--	Blank Line
1	14	FILLER	ALPHANUM	0	6	spaces
2	14	FILLER	ALPHANUM	7	19	"RECORDS READ:"
3	14	FILLER	ALPHANUM	20	32	spaces
4	14	PTR	NUMERIC	33	41	Record Read Count Left padded with zeroes
1	15	FILLER	ALPHANUM	0	6	spaces
2	15	FILLER	ALPHANUM	7	23	"RECORDS REJECTED:"
3	15	FILLER	ALPHANUM	24	32	spaces
4	15	PTR	NUMERIC	33	41	Record Rejected Count Left padded with zeroes
1	16	FILLER	ALPHANUM	0	6	spaces
2	16	FILLER	ALPHANUM	7	29	"TOTAL RECORDS ACCEPTED:"
3	16	FILLER	ALPHANUM	30	32	spaces
4	16	PTR	NUMERIC	33	41	Record Accepted Count Left padded with zeroes
1	17	FILLER	ALPHANUM	0	6	spaces
2	17	FILLER	ALPHANUM	7	27	"#D1 RECORDS ACCEPTED:"
3	17	FILLER	ALPHANUM	28	32	spaces
4	17	PTR	NUMERIC	33	41	#D1 Record Accepted Count Left padded with zeroes
1	18	FILLER	ALPHANUM	0	6	spaces

Appendix E – Confirmation/Error/Warning (CEW) Files

Field #	Row	Field Name	Contents	From	To	Value
2	18	FILLER	ALPHANUM	7	27	"#D2 RECORDS ACCEPTED:"
3	18	FILLER	ALPHANUM	28	32	spaces
4	18	PTR	NUMERIC	33	41	#D2 Record Accepted Count Left padded with zeroes
1	19	FILLER	ALPHANUM	0	6	spaces
2	19	FILLER	ALPHANUM	7	27	"#D3 RECORDS ACCEPTED:"
3	19	FILLER	ALPHANUM	28	32	spaces
4	19	PTR	NUMERIC	33	41	#D3 Record Accepted Count Left padded with zeroes
1	20	FILLER	ALPHANUM	0	6	spaces
2	20	FILLER	ALPHANUM	7	27	"#D4 RECORDS ACCEPTED:"
3	20	FILLER	ALPHANUM	28	32	spaces
4	20	PTR	NUMERIC	33	41	#D4 Record Accepted Count Left padded with zeroes
1	21	FILLER	ALPHANUM	0	--	Blank Line
1	22	FILLER	ALPHANUM	0	1	spaces
2	22	FILLER	ALPHANUM	2	15	"ERR/ E-FILE"
1	23	FILLER	ALPHANUM	0	1	spaces
2	23	FILLER	ALPHANUM	2	14	"WRN LINE NO."
3	23	FILLER	ALPHANUM	15	15	spaces
4	23	FILLER	ALPHANUM	16	33	"PIC/E-FILE NUMBER"
5	23	FILLER	ALPHANUM	34	50	spaces
6	23	FILLER	ALPHANUM	51	62	"ERROR FIELD"
7	23	FILLER	ALPHANUM	63	85	spaces
8	23	FILLER	ALPHANUM	86	99	"ERROR MESSAGE"
1	24	FILLER	ALPHANUM	0	--	Blank Line
1	25**	FILLER	ALPHANUM	0	1	spaces
2	25**	PTR	ALPHANUM	2	2	"E" for Error "W" for Warning
3	25**	FILLER	ALPHANUM	3	5	spaces
4	25**	PTR	NUMERIC	6	20	Line Number data Left padded with zeroes
5	25**	FILLER	ALPHANUM	21	21	spaces
6	25**	PTR	ALPHANUM	22	55	EFN, if header or Label Number, if detail
7	25**	FILLER	ALPHANUM	56	56	spaces
8	25**	PTR	ALPHANUM	57	90	Error Content data
9	25**	FILLER	ALPHANUM	91	91	spaces
10	25**	PTR	ALPHANUM	92	--	Error Message data

** PTR repeats the Row 25 format until all data are written to the report. PTR begins to create the next report starting back at Row 1. The data in row 25 are sorted by Error Code/Line Number.

Appendix E – Confirmation/Error/Warning (CEW) Files

Sample Reports

USPS		PRODUCT TRACKING SYSTEM		PAGE: 1	
REPORT: C80015C0		CONFIRMATION/ERROR/WARNING REPORT		DATE: 05/16/2014	
				TIME: 02:40:08	
MAILER:	699300	ENTRY FACILITY:	92637		
E-FILE:	036513286	MAILING DATE:	05/16/2014		
RECEIPT DATE:	05/16/2014				
RECEIPT TIME:	02:40:08				
RECORDS READ:	000000021				
RECORDS REJECTED:	000000000				
TOTAL RECORDS ACCEPTED:	000000021				
#D1 RECORDS ACCEPTED:	000000010				
#D2 RECORDS ACCEPTED:	000000010				
#D3 RECORDS ACCEPTED:	000000000				
#D4 RECORDS ACCEPTED:	000000000				
ERR/ E-FILE	WRN LINE NO.	FIG/E-FILE NUMBER	ERROR FIELD	ERROR MESSAGE	
W	000000000000002	420900669405903699300186194699	000000	INVALID FEE FOR EXTRA SERVICE CODE 2; DEFAULT TO ZERO	
W	000000000000004	420941169405903699300186194705	000000	INVALID FEE FOR EXTRA SERVICE CODE 2; DEFAULT TO ZERO	
W	000000000000006	420951569405903699300186194729	000000	INVALID FEE FOR EXTRA SERVICE CODE 2; DEFAULT TO ZERO	
W	000000000000008	420775919405903699300186194756	000000	INVALID FEE FOR EXTRA SERVICE CODE 2; DEFAULT TO ZERO	
W	000000000000010	420902729405903699300186194763	000000	INVALID FEE FOR EXTRA SERVICE CODE 2; DEFAULT TO ZERO	
W	000000000000012	420334019405903699300186194767	000000	INVALID FEE FOR EXTRA SERVICE CODE 2; DEFAULT TO ZERO	
W	000000000000014	420840959405903699300186194712	000000	INVALID FEE FOR EXTRA SERVICE CODE 2; DEFAULT TO ZERO	
W	000000000000016	420900369405903699300186194750	000000	INVALID FEE FOR EXTRA SERVICE CODE 2; DEFAULT TO ZERO	
W	000000000000018	420207709405903699300186194774	000000	INVALID FEE FOR EXTRA SERVICE CODE 2; DEFAULT TO ZERO	
W	000000000000020	420383369405903699300186194781	000000	INVALID FEE FOR EXTRA SERVICE CODE 2; DEFAULT TO ZERO	

Shipping Services CEW Report (accepted file) v 1.7

USPS		PRODUCT TRACKING SYSTEM		PAGE: 1	
REPORT: C80015C0		CONFIRMATION/ERROR/WARNING REPORT		DATE: 04/23/2014	
				TIME: 14:59:18	
MAILER:	901072888	ENTRY FACILITY:	68108		
E-FILE:	09003107	MAILING DATE:	04/23/2014		
RECEIPT DATE:	04/23/2014				
RECEIPT TIME:	14:59:18				

ENTIRE ELECTRONIC FILE REJECTED DUE TO HEADER RECORD ERROR.					

RECORDS READ:	000000064				
RECORDS REJECTED:	000000064				
TOTAL RECORDS ACCEPTED:	000000000				
#D1 RECORDS ACCEPTED:	000000000				
#D2 RECORDS ACCEPTED:	000000000				
#D3 RECORDS ACCEPTED:	000000000				
#D4 RECORDS ACCEPTED:	000000000				
ERR/ E-FILE	WRN LINE NO.	FIG/E-FILE NUMBER	ERROR FIELD	ERROR MESSAGE	
E	000000000000001			CORRECTIONS NOT ALLOWED ON MANIFEST ITEM 1	
W	000000000000002	9205590107288800784281	D	INVALID POSTAGE TYPE; DEFAULT TO 'E'	
W	000000000000004	9205590107288800784281	000000000	TOTAL PACKAGE VALUE MUST BE GREATER THAN ZERO	
W	000000000000006	9205590107288800784281		INVALID CUSTOM LABEL BARCODE NUMBER	
W	000000000000008	9205590107288800784281	90	NET WEIGHT (OUNCES) MUST BE GREATER THAN ZERO	
W	000000000000010	9205590107288800784296	D	INVALID POSTAGE TYPE; DEFAULT TO 'E'	
W	000000000000012	9205590107288800784304	D	INVALID POSTAGE TYPE; DEFAULT TO 'E'	
W	000000000000014	9205590107288800784311	D	INVALID POSTAGE TYPE; DEFAULT TO 'E'	
W	000000000000016	9205590107288800784328	D	INVALID POSTAGE TYPE; DEFAULT TO 'E'	
W	000000000000018	9205590107288800784335	D	INVALID POSTAGE TYPE; DEFAULT TO 'E'	
W	000000000000020	9205590107288800784335	90	NET WEIGHT (OUNCES) MUST BE GREATER THAN ZERO	
W	000000000000015	9205590107288800784335	000000000	TOTAL PACKAGE VALUE MUST BE GREATER THAN ZERO	
W	000000000000015	9205590107288800784335		INVALID CUSTOM LABEL BARCODE NUMBER	

Shipping Services CEW Report (rejected file) v 1.7

Appendix E-2.1: Shipping Partner Confirmation/Error/Warning Data Version 2.0 File Specification

Header Record

Variable Length Record - Maximum data content is 167 bytes. Format (size) reflects the maximum length for each field.

Shipping Partner File Confirmation Error/Warning Header Record			
Field Name	Format (Size)	Description	Example
Mailer ID	A(9)	Mailer ID from the electronic file number of the transmitted file. Six- or Nine-digit MID.	923456789 or 612345
Delimiter	A(1)	Comma Delimiter	,
Electronic File Sequence Number	A(15)	Sequential number from the Electronic File Number: If six-digit MID - 10- or 14-digit serial number. If nine-digit MID - 7- or 11-digit serial number. 1-digit – check digit	Varies see description.
Delimiter	A(1)	Comma Delimiter	,
Electronic File Receipt Date	N(8)	Date USPS PTR received the mailers Electronic File. Format: YYYYMMDD	20050615
Delimiter	A(1)	Comma Delimiter	,
Electronic File Receipt Time	N(6)	Time USPS PTR received the mailers Electronic File. Format: HHMMSS	143059
Delimiter	A(1)	Comma Delimiter	,
Entry Facility ZIP Code	N(5)	NULL	
Delimiter	A(1)	Comma Delimiter	,
Mailing Date	N(8)	NULL	
Delimiter	A(1)	Comma Delimiter	,
Number of Records Read	N(9)	Total number of all records in electronic file to include Header Records and all Detail Records.	3
Delimiter	A(1)	Comma Delimiter	,
Number of Records Rejected	N(9)	Number of records not posted to PTR, because of error in Header Record or individual Detail Records.	1
Delimiter	A(1)	Comma Delimiter	,
Number of Records Accepted	N(9)	Number of records posted to PTR.	2
Delimiter	A(1)	Comma Delimiter	,
Number of Electronic File D1 Record Records Accepted	N(9)	Number of Detail 1 Records posted to PTR.	1
Delimiter	A(1)	Comma Delimiter	,
Number of Electronic File D2 Record Records Accepted	N(9)	NULL	
Delimiter	A(1)	Comma Delimiter	,
Summary Message	A(60)	Error message that applies to the entire electronic file.	ENTIRE ELECTRONIC FILE REJECTED DUE TO HEADER RECORD ERROR.

Appendix E – Confirmation/Error/Warning (CEW) Files

Detail Record

Variable Length Record - Maximum data content is 141 bytes. Format (size) reflects the maximum length for each field.

Shipping Partner File Confirmation Error/Warning Detail Record			
Field Name	Format (Size)	Description	Example
Error/Warning Type Code	A(1)	E = Error W = Warning	W
Delimiter	A(1)	Comma Delimiter	,
Electronic File Line Number	N(9)	Line number of the electronic file containing the Detail Record in error.	2
Delimiter	A(1)	Comma Delimiter	,
Package Identification Code (PIC)	A(34)	Tracking number used on package. May include routing information and Package Identification Code (PIC). 3-digits - '420' 5-digits - Routing ZIP Code 4-digits - Routing +4 2-digits - AI (92 or 93) 3-digits - Service Type Code 6- or 9-digits - MID If six-digit MID, 10- or 14-digit serial # If nine-digit MID, 7- or 11-digit serial # 1-digit - check digit	Varies see description.
Delimiter	A(1)	Comma Delimiter	,
The description of the Field in the electronic file that contains an Error or Warning	A(34)	The field in the error warning files containing the error or warning.	PM-02
Delimiter	A(1)	Comma Delimiter	,
Error/Warning Message	A(60)	Reason electronic file field is in error or warning.	INVALID PRODUCTS OR CLASS OF MAIL/SERVICE TYPE CODE COMBO

**Appendix E-2.2: Shipping Partner Confirmation/Error/Warning Report Version 2.0
Formatted Specification**

Field #	Row	Field Name	Contents	From	To	Value
1	1	FILLER	ALPHANUM	0	5	'1USPS'
2	1	FILLER	ALPHANUM	6	41	spaces
3	1	FILLER	ALPHANUM	42	64	"PRODUCT TRACKING SYSTEM"
4	1	FILLER	ALPHANUM	65	95	spaces
5	1	FILLER	ALPHANUM	96	100	'PAGE:'
6	1	FILLER	ALPHANUM	101	103	Spaces Note: Actual number of spaces will vary depending on the width of the page number. 3 digit page number = 1 space, 2 digit page number = 2 spaces, 1 digit page number = 3 spaces
7	1	PTR	NUMERIC	104	--	Page Number of report, right justified
1	2	FILLER	ALPHANUM	0	1	spaces
2	2	FILLER	ALPHANUM	2	8	'REPORT:'
3	2	FILLER	ALPHANUM	9	9	spaces
4	2	FILLER	ALPHANUM	10	17	Report Name
5	2	FILLER	ALPHANUM	18	28	spaces
6	2	FILLER	ALPHANUM	29	75	"SHIPPING PARTNER EVENT FILE CONFIRMATION REPORT"
7	2	FILLER	ALPHANUM	76	95	spaces
8	2	FILLER	ALPHANUM	96	100	"DATE:"
9	2	FILLER	ALPHANUM	101	101	space
10	2	PTR	NUMERIC	102	111	Date of Report in MM/DD/YYYY format
1	3	FILLER	ALPHANUM	0	95	spaces
2	3	FILLER	ALPHANUM	96	100	"TIME:"
3	3	FILLER	ALPHANUM	101	101	space
4	3	PTR	NUMERIC	102	109	Time of Report in HH:MM:SS format
1	4	FILLER	ALPHANUM	0	--	Blank Line
1	5	FILLER	ALPHANUM	0	9	spaces
2	5	FILLER	ALPHANUM	10	16	"MAILER:"
3	5	FILLER	ALPHANUM	17	23	spaces
4	5	PTR	NUMERIC	24	--	MID (Mailer ID)
1	6	FILLER	ALPHANUM	0	9	spaces
2	6	FILLER	ALPHANUM	10	16	"E-FILE:"
3	6	FILLER	ALPHANUM	17	19	spaces
4	6	PTR	ALPHANUM	20	--	EFN Serial Number
1	7	FILLER	ALPHANUM	0	9	spaces
2	7	FILLER	ALPHANUM	10	22	"RECEIPT DATE:"
3	7	FILLER	ALPHANUM	23	23	space
4	7	PTR	NUMERIC	24	33	Receipt Date in MM/DD/YYYY format
1	8	FILLER	ALPHANUM	0	9	spaces
2	8	FILLER	ALPHANUM	10	22	"RECEIPT TIME:"
3	8	FILLER	ALPHANUM	23	23	spaces
4	8	PTR	NUMERIC	24	31	Receipt Time in HH.MM.SS format
1	9	FILLER	ALPHANUM	0	--	Blank Line
1	10*	FILLER	ALPHANUM	0	6	spaces
2	10	FILLER	ALPHANUM	7	19	"RECORDS READ:"

Appendix E – Confirmation/Error/Warning (CEW) Files

Field #	Row	Field Name	Contents	From	To	Value
3	10	FILLER	ALPHANUM	20	32	spaces
4	10	PTR	NUMERIC	33	41	Record Read Count Left padded with zeroes
1	11	FILLER	ALPHANUM	0	6	spaces
2	11	FILLER	ALPHANUM	7	23	"RECORDS REJECTED:"
3	11	FILLER	ALPHANUM	24	32	spaces
4	11	PTR	NUMERIC	33	41	Record Rejected Count Left padded with zeroes
1	12	FILLER	ALPHANUM	0	6	spaces
2	12	FILLER	ALPHANUM	7	29	"TOTAL RECORDS ACCEPTED:"
3	12	FILLER	ALPHANUM	30	32	spaces
4	12	PTR	NUMERIC	33	41	Record Accepted Count Left padded with zeroes
1	13	FILLER	ALPHANUM	0	6	spaces
2	13	FILLER	ALPHANUM	7	24	"TOTAL ED ACCEPTED:"
3	13	FILLER	ALPHANUM	25	32	spaces
4	13	PTR	NUMERIC	33	41	Record Ed Count Left padded with zeroes
1	14	FILLER	ALPHANUM	0	--	Blank Line
1	15	FILLER	ALPHANUM	0	1	spaces
2	15	FILLER	ALPHANUM	2	5	"ERR/"
3	15	FILLER	ALPHANUM	6	7	spaces
4	15	FILLER	ALPHANUM	8	13	"E-FILE"
1	16	FILLER	ALPHANUM	0	1	spaces
2	16	FILLER	ALPHANUM	2	4	"WRN"
3	16	FILLER	ALPHANUM	5	5	spaces
4	16	FILLER	ALPHANUM	6	13	"LINE NO.
5	16	FILLER	ALPHANUM	14	15	spaces
6	16	FILLER	ALPHANUM	16	32	"PIC/E-FILE NUMBER"
7	16	FILLER	ALPHANUM	33	50	spaces
8	16	FILLER	ALPHANUM	51	61	"ERROR FIELD"
9	16	FILLER	ALPHANUM	62	85	spaces
10	16	FILLER	ALPHANUM	86	98	"ERROR MESSAGE"
1	17	FILLER	ALPHANUM	0	--	Blank Line
1	18**	FILLER	ALPHANUM	0	1	spaces
2	18**	PTR	ALPHANUM	2	2	"E" for Error "W" for Warning
3	18**	FILLER	ALPHANUM	3	5	spaces
4	18**	PTR	NUMERIC	6	20	Line Number data Left padded with zeroes
5	18**	FILLER	ALPHANUM	21	21	spaces
6	18**	PTR	ALPHANUM	22	55	PIC/E-file data Left justified
7	18**	FILLER	ALPHANUM	56	56	spaces
8	18**	PTR	ALPHANUM	57	90	Error Content data Left justified
9	18**	FILLER	ALPHANUM	91	91	spaces
10	18**	PTR	ALPHANUM	92	150	Error Message data

** PTR repeats the Row 18 format until all data are written to the report. PTR begins to create the next report starting back at Row 1. The data in row 18 are sorted by Error Code/Line Number.

Appendix E – Confirmation/Error/Warning (CEW) Files

*If the entire file was rejected, additional lines are written to the report. Refer to Exception Scenarios for more information.

Exception Scenarios

No	Exception Scenario	Description / Business Rules
1	Entire File Rejected	This error will change the format of the report starting at row 10 (see below). After the error rows 10E-13E have been written to the report, the report will resume back at row 10 of the report where row 10 is row 14, row 11 is row 15, etc. until the report is complete.

Field #	Row	Field Name	Contents	From	To	Value
Error	10E	FILLER	ALPHANUM	0	7	spaces
Error	10E	FILLER	ALPHANUM	8	77	Asterisks (***)
Error	11E	FILLER	ALPHANUM	0	7	spaces
Error	11E	FILLER	ALPHANUM	8	71	"ENTIRE SHIPPING PARTNER FILE REJECTED DUE TO HEADER RECORD ERROR"
Error	12E	FILLER	ALPHANUM	0	7	spaces
Error	12E	FILLER	ALPHANUM	8	77	Asterisks (***)
Error	13E	FILLER	ALPHANUM	0	--	Blank Line

Appendix E-3: Confirmation/Error/Warning Message List

Each time a mailer submits a Shipping Services File, PTR processes and edits the file. When data does not meet USPS specifications, PTR generates an error or a warning. Single records or the entire file may be rejected and/or certain records may receive warnings for minor problems. A message line that starts with an “E” indicates this is an Error message and the record will be rejected. A message line that starts with a “W” indicates this is a Warning Message and the record will be posted.

Num	Level	Confirmation/Error/Warning Message	Additional Comments
1.	Header/Detail	CHECK DIGIT ERROR	The check digit in the label number is invalid.
2.	Header/Detail	MAILER ID IS NOT A VALID EVS MAILER ID	
3.	Header/Detail	SERIAL NUMBER NOT NUMERIC	The serial number portion of the label number is not numeric.
4.	Header	CORRECTION FILE RECEIVED WITH NO DET RECDS; HEADER DOES NOT EXIST	
5.	Header	CORRECTION MUST USE ORIGINAL ELECTRONIC FILE NUMBER, TYPE, ENTRY FACILITY, MAILING DATE AND TIME	The Shipping Services file was already posted to the database. This file is being considered a correction to the errors contained in the first manifest, but it is being rejected because it does not have the same date and time of mailing as the original manifest.
6.	Header	CORRECTION NOT ALLOWED WHEN NO PREVIOUS E- FILE POSTED	
7.	Header	CORRECTIONS NOT ALLOWED ON MANIFEST TYPE	
8.	Header	CUSTOMER DECERTIFIED FOR BULK INSURANCE	Bulk Insurance file from customer will no longer be accepted.
9.	Header	CUSTOMER DECERTIFIED FOR CERTIFIED FILE	Certified file from customer will no longer be accepted.
10.	Header	CUSTOMER DECERTIFIED FOR COD FILE	COD file from customer will no longer be accepted.
11.	Header	CUSTOMER DECERTIFIED FOR E-VERIFICATION	E Verification file from customer will no longer be accepted.
12.	Header	CUSTOMER DECERTIFIED FOR INSURED FILE	Insured file from customer will no longer be accepted.
13.	Header	CUSTOMER DECERTIFIED FOR MERCHANDISE RETURN FILE	Merchandise Return file from customer will no longer be accepted.
14.	Header	CUSTOMER DECERTIFIED FOR PARCEL RETURN SERVICE	Parcel Return Service files from customer will no longer be accepted.
15.	Header	CUSTOMER DECERTIFIED FOR PAYMENT	Payment file from customer will no longer be accepted.
16.	Header	CUSTOMER DECERTIFIED FOR PRIORITY MAIL EXPRESS	Priority Mail Express file from customer will no longer be accepted.

Appendix E – Confirmation/Error/Warning (CEW) Files

Num	Level	Confirmation/Error/Warning Message	Additional Comments
17.	Header	CUSTOMER DECERTIFIED FOR REGISTERED FILE	Registered file from customer will no longer be accepted.
18.	Header	CUSTOMER DECERTIFIED FOR RR FOR MERCHANDISE	RR for Merchandise file from customer will no longer be accepted.
19.	Header	CUSTOMER DECERTIFIED FOR SHIPPING PARTNERS	Shipping Partner file from customer will no longer be accepted.
20.	Header	CUSTOMER DECERTIFIED FOR TRACKING	Tracking file from customer will no longer be accepted.
21.	Header	CUSTOMER NOT CONFIGURED FOR BULK INSURANCE	Customer has not been certified to send Bulk Insurance files.
22.	Header	CUSTOMER NOT CONFIGURED FOR CERTIFIED FILE	Customer has not been certified to send Certified files.
23.	Header	CUSTOMER NOT CONFIGURED FOR COD FILE	Customer has not been certified to send COD files.
24.	Header	CUSTOMER NOT CONFIGURED FOR E-VERIFICATION	Customer has not been certified to send E Verification files.
25.	Header	CUSTOMER NOT CONFIGURED FOR INSURED FILE	Customer has not been certified to send Insured files.
26.	Header	CUSTOMER NOT CONFIGURED FOR MERCHANDISE RETURN FILE	Customer has not been certified to send Merchandise Return files.
27.	Header	CUSTOMER NOT CONFIGURED FOR PARCEL RETURNS SERVICE	Customer has not been certified to send Parcel Returns Service files.
28.	Header	CUSTOMER NOT CONFIGURED FOR PAYMENT	Customer has not been certified to send Payment files.
29.	Header	CUSTOMER NOT CONFIGURED FOR PRIORITY MAIL EXPRESS	Customer has not been certified to send Priority Mail Express files.
30.	Header	CUSTOMER NOT CONFIGURED FOR REGISTERED FILE	Customer has not been certified to send Registered files.
31.	Header	CUSTOMER NOT CONFIGURED FOR RR FOR MERCHANDISE	Customer has not been certified to send RR for Merchandise files.
32.	Header	CUSTOMER NOT CONFIGURED FOR SHIPPING PARTNERS	Customer has not been certified to send Shipping Partner files.
33.	Header	CUSTOMER NOT CONFIGURED FOR TRACKING	Customer has not been certified to send Tracking files.
34.	Header	CUSTOMER PENDING FOR BULK INSURANCE	The Mailer ID found in your header record has not been certified to send a Bulk Insurance file.
35.	Header	CUSTOMER PENDING FOR CERTIFIED FILE	The Mailer ID found in your header record has not been certified to send a Certified file.
36.	Header	CUSTOMER PENDING FOR COD FILE	The Mailer ID found in your header record has not been certified to send a COD file.
37.	Header	CUSTOMER PENDING FOR E VERIFICATION	The Mailer ID found in your header record has not been certified to send an E Verification file.
38.	Header	CUSTOMER PENDING FOR INSURED FILE	The Mailer ID found in your header record has not been certified to send an Insured file.

Appendix E – Confirmation/Error/Warning (CEW) Files

Num	Level	Confirmation/Error/Warning Message	Additional Comments
39.	Header	CUSTOMER PENDING FOR MERCHANDISE RETURN FILE	The Mailer ID found in your header record has not been certified to send a Merchandise Return file.
40.	Header	CUSTOMER PENDING FOR PARCEL PAYMENT	The Mailer ID found in your header record has not been certified to send a Parcel Payment file.
41.	Header	CUSTOMER PENDING FOR PARCEL TRACKING	The Mailer ID found in your header record has not been certified to send a Parcel Tracking file.
42.	Header	CUSTOMER PENDING FOR PRIORITY MAIL EXPRESS	The Mailer ID found in your header record has not been certified to send a Priority Mail Express file.
43.	Header	CUSTOMER PENDING FOR REGISTERED FILE	The Mailer ID found in your header record has not been certified to send a Registered file.
44.	Header	CUSTOMER PENDING FOR RR FOR MERCHANDISE	The Mailer ID found in your header record has not been certified to send a RR for Merchandise file.
45.	Header	CUSTOMER PENDING FOR SHIPPING PARTNERS	The Mailer ID found in your header record has not been certified to send a shipping partner file.
46.	Header	CUSTOMER PENDING PARCEL RETURNS SERVICE	The Mailer ID found in your header record has not been certified to send a Parcel Returns Service file.
47.	Header	D1 - DETAIL RECORD(S) MISSING	There were no Detail Records sent with the Header Record.
48.	Header	DUPLICATE E-FILE; CORRECTIONS MUST BE W/IN 30 DAYS	The Shipping Services file was already posted to the database. This file is being considered a correction to the errors contained in the first manifest, but it is being rejected because it is outside the window for making corrections.
49.	Header	EH HEADER RECORD TYPE MISSING	The header record is missing from the Shipping Partner file.
50.	Header	ELECTRONIC FILE SEQUENCE NUMBER NOT NUMERIC	The sequential digits in the Electronic File Number field of the Header Record are not numeric (all spaces).
51.	Header	ELECTRONIC FILE SERVICE TYPE CODE NOT = 50	The first two characters of the Electronic File Number in the Header Record must be Service Type Code 50.
52.	Header	ELECTRONIC FILE SERVICE TYPE CODE NOT EQUAL TO 50	
53.	Header	ENTRY FACILITY ZIP/DEST ZIP IS RESTRICTED FOR PMG	
54.	Header	ENTRY FACILITY NOT NDC, SCF OR DDU	
55.	Header	H1 HEADER RECORD TYPE MISSING	Header Record is missing.

Appendix E – Confirmation/Error/Warning (CEW) Files

Num	Level	Confirmation/Error/Warning Message	Additional Comments
56.	Header	H1/D1 HEADER / DETAIL RECORD TYPES MISSING	The Shipping Services File Header Record Identifier of H1 and the Shipping Services File Detail Record Identifier of D1 are missing.
57.	Header	INVALID DEVELOPER ID CODE	The Developer ID Code found in your Header Record is not in our database. Please contact the Confirmation Services Support to receive a valid Developer ID Code.
58.	Header	INVALID EFN SERVICE TYPE CODE AND CHANNEL AI COMBINATION	
59.	Header	INVALID ELECTRONIC FILE NUMBER FORMAT	Electronic file number is not a valid format of application identifier (if applicable) service type code, Mailer ID, seq number and check digit.
60.	Header	INVALID ELECTRONIC FILE NUMBER IN HEADER	Not a valid barcode for an Electronic File Header Record.
61.	Header	INVALID ELECTRONIC FILE TYPE	
62.	Header	INVALID ENTRY FACILITY	The Entry Facility field in the Header Record is not a valid 5-digit ZIP Code of a Postal Service facility that can accept this type of mailing.
63.	Header	INVALID ENTRY FACILITY TYPE	
64.	Header	INVALID ENTRY FACILITY TYPE ZIP	
65.	Header	INVALID ENTRY FACILITY TYPE/ZIP COMBINATION	
66.	Header	INVALID ENTRY FACILITY TYPE/ZIP; DEFAULT TO SPACE	
67.	Header	INVALID MAILER ID	The Mailer ID in the Electronic File Number field of the Header Record is not a certified customer Mailer ID.
68.	Header	INVALID MAILING DATE	The Mailing Date field in the Header Record must be a valid numeric date.
69.	Header	INVALID MAILING TIME	The Mailing Time field in the Header Record is not a valid time.
70.	Header	INVALID METHOD OF PAYMENT	
71.	Header	INVALID METHOD OF PAYMENT - METHOD OF PAYMENT MUST BE 01	
72.	Header	INVALID METHOD OF PAYMENT; DEFAULT TO PAYMENT TYPE 02	

Appendix E – Confirmation/Error/Warning (CEW) Files

Num	Level	Confirmation/Error/Warning Message	Additional Comments
73.	Header	INVALID METHOD OF PAYMENT; DEFAULT TO PAYMENT TYPE 04	
74.	Header	INVALID METHOD OF PAYMENT; DEFAULT TO TYPE 01	
75.	Header	INVALID PAYMENT ACCOUNT NUMBER	
76.	Header	INVALID PAYMENT METHOD; DEFAULT TO PAYMENT TYPE 04	
77.	Header	INVALID POST OFFICE OF ACCOUNT ZIP CODE	
78.	Header	INVALID PRODUCT VERSION NUMBER	The Product Version Number found in your Header Record is not in our database.
79.	Header	INVALID SEQUENCE NUMBER IN ELECTRONIC FILE-NUMBER	The sequential digits in the Electronic File Number field of the Header Record are not numeric.
80.	Header	INVALID SERVICE TYPE CODE	The service type code in the PIC is not a valid service type code.
81.	Header	INVALID USPS ELECTRONIC FILE VERSION NUMBER	The Postal Service Electronic File Version Number field in the Header Record is not a valid number.
82.	Header	MAILER ID NOT NUMERIC	The Mailer ID in Electronic File Number field of the Header Record is not a numeric value.
83.	Header	MAILING DATE NOT NUMERIC	The Mailing Date field in the Header Record is not a numeric value (no hyphens, slash symbols, etc.).
84.	Header	MAILING TIME IS NOT NUMERIC	The Mailing Time field in the Header Record is not a numeric value >0 and <=2400.
85.	Header	PERMIT PAYMENT METHOD WITH NO PO ACCOUNT ZIP	
86.	Header	USPS ELECTRONIC FILE VERSION NUMBER NOT NUMERIC	The Postal Service Electronic File Version Number field in the Header Record is not a numeric value.
87.	Header	V1.5/1.6 DUPLICATE EFILE NOT PERMITTED	
88.	Header	V1.5/1.6 DUPLICATE EFN ON H1 RECORD NOT PERMITTED	
89.	Header	VALID PAYMENT ACCOUNT NUMBER AND NO VALID PAYMENT METHOD	
90.	Header	VALID PAYMENT METHOD INDICATOR AND NO PAYMENT ACCOUNT NUMBER	
91.	Detail	3-DIGIT ZIP NOT VALID FOR 02 METHOD OF PAYMENT	

Appendix E – Confirmation/Error/Warning (CEW) Files

Num	Level	Confirmation/Error/Warning Message	Additional Comments
92.	Detail	99M CNTR CANNOT BE INSIDE 99M CNTR; CNTR-ID1 VALUE NOT STORED	
93.	Detail	99M CNTR CANNOT BE INSIDE 99M CNTR; CNTR-ID2 VALUE NOT STORED	
94.	Detail	99M CNTR CANNOT BE INSIDE 99M CNTR; CNTR-ID3 VALUE NOT STORED	
95.	Detail	99M CNTR CANNOT BE INSIDE O&D; CNTR-ID1 VALUE NOT STORED	
96.	Detail	99M CNTR CANNOT BE INSIDE O&D; CNTR-ID2 VALUE NOT STORED	
97.	Detail	99M CNTR CANNOT BE INSIDE O&D; CNTR-ID3 VALUE NOT STORED	
98.	Detail	ACTION CODE OF V1 ONLY APPLICABLE FOR EVENT CODE GX	
99.	Detail	ACTION CODE OF V2 ONLY APPLICABLE FOR EVENT CODE GX	
100.	Detail	ALERT: MID USER NEEDS TO BE REGISTERED	
101.	Detail	ALERT: MID USER NOT REGISTERED TO EFN MID	
102.	Detail	ALERT: UNAUTHORIZED MID USE	
103.	Detail	BOTH ORIGIN AND DESTINATION ZIP CODES CANNOT BE MILITARY	
104.	Detail	C1 EFN DOES NOT MATCH AN EFN IN THE FILE	
105.	Detail	C1 HEADER RECORD TYPE MISSING	
106.	Detail	CITY NAME EQUALS SPACES	
107.	Detail	CLASS OF MAIL SA OR S2 REQUIRED	
108.	Detail	CLIENT MAILER ID NOT A VALID MAILER ID	Mailer ID in the Client Mailer ID field of D1 Record is not a valid Mailer ID.
109.	Detail	CNTR CANNOT BE INSIDE ITSELF; CNTR-ID2 VALUE NOT STORED	
110.	Detail	CNTR CANNOT BE INSIDE ITSELF; CNTR-ID3 VALUE NOT STORED	
111.	Detail	CNTR INFO WITH &D1_TRACKING_NUMBER IS NOT STORED	
112.	Detail	CNTR TYPE 2 AND 3 CANNOT BE SK WHEN CNTR TYPE 1 = 'PT'	

Appendix E – Confirmation/Error/Warning (CEW) Files

Num	Level	Confirmation/Error/Warning Message	Additional Comments
113.	Detail	CNTR TYPE 2 AND 3 MUST BE SPACES WHEN CNTR TYPE 1 = 'BL'	
114.	Detail	CNTR-ID1 IS NOT A VALID CONTAINER ID; VALUE NOT STORED	
115.	Detail	CNTR-ID2 IS NOT A VALID CONTAINER ID; VALUE NOT STORED	
116.	Detail	CNTR-ID3 IS NOT A VALID CONTAINER ID; VALUE NOT STORED	
117.	Detail	COD AMOUNT DUE SENDER EQUALS ZERO	
118.	Detail	COD AMOUNT DUE SENDER NOT NUMERIC; DEFAULT TO ZERO	
119.	Detail	COMMERCIAL PLUS PRICING RATE IND ONLY VALID WITH FIRST-CLASS	
120.	Detail	COMPETITOR CONTAINER ID NOT VALID FOR THIS FIELD	
121.	Detail	CONTAINER ID NOT VALID FOR C1 RECORD	
122.	Detail	CONTAINER ID NOT VALID FOR ORIGINAL TRACKING NUMBER	
123.	Detail	CONTAINER RECDS ARE NOT VALID FOR SHIPPING FILE TYPE 3	
124.	Detail	CONTAINER RECDS ARE NOT VALID FOR SHIPPING FILE TYPE 4	
125.	Detail	CONTAINER RECDS ARE NOT VALID FOR SHIPPING FILE VER1.3	
126.	Detail	CONTAINER RECDS ARE NOT VALID FOR SHIPPING FILE VER1.4	
127.	Detail	CONTAINER RECDS ARE NOT VALID FOR SHIPPING FILE VER1.6	
128.	Detail	CONTAINER TYPE 2 AND 3 CANNOT BE 'SK' WHEN CONTAINER TYPE 1 = 'PT'	
129.	Detail	CONTAINER TYPE 2 AND 3 MUST BE SPACES WHEN CONTAINER TYPE 1 = 'BL'	
130.	Detail	CONTAINER TYPE 3 CANNOT BE 'SK' WHEN CONTAINER TYPE 2 = 'PT'	
131.	Detail	CONTAINER TYPE 3 MUST BE SPACES WHEN CONTAINER TYPE 2 = 'BL'	

Appendix E – Confirmation/Error/Warning (CEW) Files

Num	Level	Confirmation/Error/Warning Message	Additional Comments
132.	Detail	CORRECTION FILE RECD WITH NO DET RECD; NO HEADER RECD	
133.	Detail	CORRECTION MUST USE ORIG E-FILE NUM,TYP,ENT FAC,MAILING D/T	
134.	Detail	CORRECTION NOT ALLOWED WHEN NO PREVIOUS EFILE POSTED	
135.	Detail	CORRECTIONS NOT ALLOWED. ALREADY PROCESSED BY EVS	
136.	Detail	COUNTRY CODE NOT EQUAL TO US OR SPACES	
137.	Detail	COUNTRY OF ORIGIN OF GOODS IS A REQUIRED FIELD	
138.	Detail	CUSTOM DESIGN AGREEMENT NUMBER NOT NUMERIC	
139.	Detail	CUSTOMER &certification FOR &manifest type	
140.	Detail	CUSTOMER NOT CONFIGURED FOR DELIVERY PARTNER	
141.	Detail	CUSTOMER PENDING FOR DELIVERY PARTNER	
142.	Detail	CUSTOMS CATEGORY ARTICLE IS A REQUIRED FIELD	
143.	Detail	CUSTOMS DESCRIPTION IS A REQUIRED FIELD	Retired 4/24/2021
144.	Detail	CUSTOMS ITEM DETAIL NUMBER IS A REQUIRED FIELD	Retired 4/24/2021
145.	Detail	CUSTOMS TOTAL QUANTITY 1 NOT NUMERIC; DEFAULT TO 0	
146.	Detail	CUSTOMS TOTAL QUANTITY 2 NOT NUMERIC; DEFAULT TO 0	
147.	Detail	CUSTOMS TOTAL QUANTITY 3 NOT NUMERIC; DEFAULT TO 0	
148.	Detail	CUSTOMS VALUE AMOUNT 1 NOT NUMERIC; DEFAULT TO 0	
149.	Detail	CUSTOMS VALUE AMOUNT 2 NOT NUMERIC; DEFAULT TO 0	
150.	Detail	CUSTOMS VALUE AMOUNT 3 NOT NUMERIC; DEFAULT TO 0	
151.	Detail	D1 ELECTRONIC FILE DETAIL RECORD(S) MISSING	There are no D1 record in the files.
152.	Detail	D2 RECORD FOUND WITHOUT MATCHING D1 RECORD	There is no D1 Record to match D2 Record.
153.	Detail	D3 RECORD FOUND WITHOUT MATCHING D1 RECORD	

Appendix E – Confirmation/Error/Warning (CEW) Files

Num	Level	Confirmation/Error/Warning Message	Additional Comments
154.	Detail	D4 RECORD FOUND WITHOUT MATCHING D1 RECORD	
155.	Detail	D4 RECORD FOUND WITHOUT MATCHING D3 RECORD	
156.	Detail	DELIVERY ADDRESS EQUALS SPACES	
157.	Detail	DELIVERY COUNTRY CODE IS REQUIRED FOR INTERNATIONAL MAIL	Retired 4/24/2021
158.	Detail	DELIVERY POSTAL CODE REQUIRED FOR INTERNATIONAL MAILING	Retired 4/24/2021
159.	Detail	DESTINATION COUNTRY CODE IS REQUIRED FOR INTERNATIONAL MAIL	Retired 4/24/2021
160.	Detail	DESTINATION ZIP MUST BE ALL ZEROES FOR INTERNATIONAL	If the Products or Class of Mail field in the D1 Record is IE, then the Destination ZIP Code field in D1 Record must be all zeroes.
161.	Detail	DESTINATION ZIP NOT SERVICED BY ENTRY FACILITY	The destination ZIP Code in the detail record is not serviced by the entry facility ZIP Code listed in the header record. This message applies to drop ship packages services.
162.	Detail	DIMENSIONAL INFORMATION AND WEIGHT REQUIRED	
163.	Detail	DUPLICATE ELECTRONIC FILE FOUND; PROCESSED AS CORRECTIONS	A Shipping Services file with this number in the Electronic File Number field of the Header Record has been submitted previously.
164.	Detail	DUPLICATE ELECTRONIC FILE NUMBER	
165.	Detail	DUPLICATE TRACKING NUMBER	
166.	Detail	ED DETAIL RECORD(S) MISSING	No detail records were sent with Header record for Shipping Partner.
167.	Detail	EH HEADER RECORD IS MISSING	
168.	Detail	EITHER MAIL OWNER MID OR MAIL OWNER CRID MUST BE POPULATED	
169.	Detail	ERROR IN D1 RECORD; REJECTING D2 RECORD	An error found in D1 Record automatically rejects the matching D2 Record.
170.	Detail	EVENT CODE NOT VALID FOR INBOUND MAILING CUSTOMERS	
171.	Detail	EVENT CODE NOT VALID FOR PRS CUSTOMERS	
172.	Detail	EVENT DATE NOT NUMERIC	The Shipping Partner event date is not a numeric.
173.	Detail	EVENT TIME NOT NUMERIC	The Shipping Partner event time is not a numeric.
174.	Detail	EXPRESS LABEL GREATER THAN 13 CHARACTERS	

Appendix E – Confirmation/Error/Warning (CEW) Files

Num	Level	Confirmation/Error/Warning Message	Additional Comments
175.	Detail	EXTRA SERVICE CODE 881 EXPECTED FOR NON STANDARD DIMENSION	
176.	Detail	EXTRA SERVICE CODE 882 EXPECTED FOR NON STANDARD DIMENSION	
177.	Detail	EXTRA SERVICE CODE 883 EXPECTED FOR NON STANDARD SIZE	
178.	Detail	EXTRA SERVICE CODES 881 883 OR 884 REQD FOR NON STANDARD SIZE	
179.	Detail	EXTRA SERVICE CODES 882 883 OR 885 REQD FOR NON STANDARD SIZE	
180.	Detail	FAILED A VALID DESTN COUNTRY CODE REQUIRED FOR EXPORT	Triggered when an Invalid Country Code is provided
181.	Detail	FAILED A VALID SENDER ZIP CODE IS REQUIRED FOR EXPORT	Triggered when Sender Zip Code is not valid
182.	Detail	FAILED CONTENT COMMENTS REQD IF DESC OF PKG IS '6 - OTHER'	Triggered when Desc of Pkg '6' and Content Comments is not provided
183.	Detail	FAILED CUSTOMS DESCRIPTION IS A REQUIRED FIELD FOR EXPORT	Triggered when Customs Description is not provided
184.	Detail	FAILED CUSTOMS DESCRIPTION MUST BE GREATER THAN 1 CHAR	Triggered when Customs Description is only one character in length
185.	Detail	FAILED CUSTOMS DESCRIPTION MUST NOT BE NA	Triggered when Customs Description is NA
186.	Detail	FAILED CUSTOMS ITEM DETAIL NUMBER IS REQUIRED FOR EXPORT	Triggered when Customs Item Detail Number is not provided
187.	Detail	FAILED DELIVERY COUNTRY CODE IS REQUIRED FOR EXPORT	Triggered when Delivery Country Code is not provided
188.	Detail	FAILED DESCRIPTION OF PACKAGE IS REQUIRED FOR EXPORT	Triggered when the Description of Package is not provided
189.	Detail	FAILED DESTN COUNTRY CODE REQUIRED FOR EXPORT	Triggered when Destn Country Code is not provided
190.	Detail	FAILED PACKAGE VALUE GREATER THAN ZERO REQUIRED FOR EXPORT	Triggered when Package Value is not greater than zero
191.	Detail	FAILED QTY OF ARTICLE MUST BE GREATER THAN ZERO FOR EXPORT	Triggered when Quantity of Article is not greater than zero
192.	Detail	FAILED RCPT BUS NAME REQD FOR EXPORT IF NO LAST NAME	Triggered when Recipient Business Name is not provided and Recipient Last Name is not provided
193.	Detail	FAILED RCPT CITY NAME IS REQUIRED FOR EXPORT	Triggered when Recipient City Name is not provided
194.	Detail	FAILED RCPT DELIVERY ADDRESS INFO IS REQUIRED FOR EXPORT	Triggered when Recipient Delivery Address Info is not provided

Appendix E – Confirmation/Error/Warning (CEW) Files

Num	Level	Confirmation/Error/Warning Message	Additional Comments
195.	Detail	FAILED RCPT FIRST NAME MUST BE LONGER THAN 1 CHARACTER	Triggered when Recipient First Name is only one character in length
196.	Detail	FAILED RCPT FIRST NAME REQD WITH LAST NAME FOR EXPORT	Triggered when Recipient First Name is not provided with Recipient Last Name
197.	Detail	FAILED RCPT LAST NAME MUST BE LONGER THAN 1 CHARACTER	Triggered when Recipient Last Name is only one character in length
198.	Detail	FAILED RCPT LAST NAME REQD FOR EXPORT IF NO BUS NAME	Triggered when Recipient Last Name is not provided and Recipient Business Name is not provided
199.	Detail	FAILED SENDER ADDRESS IS REQUIRED FOR EXPORT	Triggered when Sender Address Info is not provided
200.	Detail	FAILED SENDER BUS NAME REQD FOR EXPORT IF NO LAST NAME	Triggered when Sender Business Name is not provided and Sender Last Name is not provided
201.	Detail	FAILED SENDER CITY NAME IS REQUIRED FOR EXPORT	Triggered when Sender City Name is not provided
202.	Detail	FAILED SENDER COUNTRY CODE REQUIRED FOR EXPORT	Triggered when Sender Country Code is not provided
203.	Detail	FAILED SENDER FIRST NAME REQD WITH LAST NAME FOR EXPORT	Triggered when Sender First Name is not provided with Sender Last Name
204.	Detail	FAILED SENDER FIRST NAME MUST BE LONGER THAN 1 CHARACTER	Triggered when Sender First Name is only one character in length
205.	Detail	FAILED SENDER LAST NAME MUST BE LONGER THAN 1 CHARACTER	Triggered when Sender Last Name is only one character in length
206.	Detail	FAILED SENDER LAST NAME REQD FOR EXPORT IF NO BUS NAME	Triggered when Sender Last Name is not provided and Sender Business Name is not provided
207.	Detail	FAILED SENDER STATE IS REQUIRED FOR EXPORT	Triggered when Sender State is not provided
208.	Detail	FAILED SENDER ZIP CODE IS REQUIRED FOR EXPORT	Triggered when Sender Zip Code is not provided
209.	Detail	FAILED TOTAL WEIGHT (POUNDS AND/OR OUNCES) REQD FOR EXPORT	Triggered when Total Weight is not provided
210.	Detail	FAILED VALID RCPT COUNTRY CODE REQUIRED FOR EXPORT	Triggered when Recipient Country Code is not valid
211.	Detail	FAILED VALUE OF ARTICLE MUST BE GREATER THAN 0 FOR EXPORT	Triggered when Value of Article is not greater than zero
212.	Detail	FILE REJECTED DUE TO FILE CONTAINING MULTIPLE MAILER IDS	
213.	Detail	FILE REJECTED DUE TO MAILER ID CONFIGURED FOR MAIL.DAT	
214.	Detail	FILE REJECTED DUE TO MAILER NOT CONFIGURED FOR MAIL.DAT	

Appendix E – Confirmation/Error/Warning (CEW) Files

Num	Level	Confirmation/Error/Warning Message	Additional Comments
215.	Detail	FOR EVS, CLASS OF MAIL MUST BE PM, BB, BP, BS, PS, SA	
216.	Detail	FOREIGN POSTAL CODE IS REQUIRED IF USED IN DESTN COUNTRY	Triggered when Foreign Postal Code is not provided (WARNING ONLY)
217.	Detail	FOREIGN POSTAL CODE REQUIRED FOR INTERNATIONAL MAILING	Retired 4/24/2021
218.	Detail	H1 / D1 HEADER / DETAIL RECORD TYPES MISSING	
219.	Detail	HEIGHT IS REQUIRED WHEN LONGEST SIDE >22" OR PKG >1 CUBIC FT	
220.	Detail	HOLD FOR PICKUP REQUIRES D2 RECORD	
221.	Detail	HS TARIFF CODE IS REQUIRED FOR GOODS AS SPECIFIED BY CUSTOMS	Triggered when Customs Category Article is not provided (WARNING ONLY)
222.	Detail	IMPORTERS REF TYPE REQD WHEN IMPORTERS REF FIELD IS PRESENT	
223.	Detail	INCORRECT FILE VER & TYPE RECEIVED FROM <i>PostalOne!</i>	
224.	Detail	INVALID 3-DIGIT DESTINATION ZIP CODE	
225.	Detail	INVALID ACTION CODE	
226.	Detail	INVALID AFTER CUT-OFF INDICATOR; DEFAULT SPACE	
227.	Detail	INVALID BARCODE CONSTRUCT &bc1; DEFAULTING TO &bc2	
228.	Detail	INVALID BARCODE FORMAT FOR BULK INSURANCE ELECTRONIC FILE	The barcode does not pass the Postal Service barcode edits specific to this type electronic file.
229.	Detail	INVALID BARCODE FORMAT FOR CERTIFIED ELECTRONIC FILE	The barcode does not pass the Postal Service barcode edits specific to this type electronic file.
230.	Detail	INVALID BARCODE FORMAT FOR COD ELECTRONIC FILE	The barcode does not pass the Postal Service barcode edits specific to this type electronic file.
231.	Detail	INVALID BARCODE FORMAT FOR E VERIFICATION ELECTRONIC FILE	The barcode does not pass the Postal Service barcode edits specific to this type electronic file.
232.	Detail	INVALID BARCODE FORMAT FOR EXPRESS ELECTRONIC FILE	The barcode does not pass the Postal Service barcode edits specific to this type electronic file.
233.	Detail	INVALID BARCODE FORMAT FOR INSURED ELECTRONIC FILE	The barcode does not pass the Postal Service barcode edits specific to this type electronic file.
234.	Detail	INVALID BARCODE FORMAT FOR MERCHANDISE RETURN ELECTRONIC FILE	The barcode does not pass the Postal Service barcode edits specific to this type electronic file.

Appendix E – Confirmation/Error/Warning (CEW) Files

Num	Level	Confirmation/Error/Warning Message	Additional Comments
235.	Detail	INVALID BARCODE FORMAT FOR PARCEL RETURNS SERVICE ELECTRONIC FILE	The barcode does not pass the Postal Service barcode edits specific to this type electronic file.
236.	Detail	INVALID BARCODE FORMAT FOR PAYMENT ELECTRONIC FILE	The barcode does not pass the Postal Service barcode edits specific to this type electronic file.
237.	Detail	INVALID BARCODE FORMAT FOR REGISTERED ELECTRONIC FILE	The barcode does not pass the Postal Service barcode edits specific to this type electronic file.
238.	Detail	INVALID BARCODE FORMAT FOR RR FOR MERCHANDISE ELECTRONIC FILE	The barcode does not pass the Postal Service barcode edits specific to this type electronic file.
239.	Detail	INVALID BARCODE FORMAT FOR TRACKING ELECTRONIC FILE	The barcode does not pass the Postal Service barcode edits specific to this type electronic file.
240.	Detail	INVALID CCSC NUMBER; DEFAULT TO SPACES	
241.	Detail	INVALID CCSC PRODUCT ID NUMBER; DEFAULT TO SPACES	
242.	Detail	INVALID CHANNEL ID	
243.	Detail	INVALID CHARGEBACK CODE	
244.	Detail	INVALID CLASS OF MAIL	
245.	Detail	INVALID CLASS OF MAIL &com	
246.	Detail	INVALID CLASS OF MAIL &com1; DEFAULT TO &com2	
247.	Detail	INVALID CLASS OF MAIL FOR SERVICE TYPE CODE 41	
248.	Detail	INVALID CLASS OF MAIL/SERVICE TYPE CODE COMBO	
249.	Detail	INVALID COD AMOUNT DUE SENDER	
250.	Detail	INVALID COMBINED TOTAL WEIGHT	
251.	Detail	INVALID COMBO CLASS &mail class RATE &rate ind DEST RATE &dest rateind PROCESS &process ZONE &zone	
252.	Detail	INVALID COMBO MAIL CLASS &mail class RATE IND &rate ind	
253.	Detail	INVALID COMBO MAIL CLASS &mail class RATE IND &rate ind DELIVERY OPT IND &deliveroptionvalue	

Appendix E – Confirmation/Error/Warning (CEW) Files

Num	Level	Confirmation/Error/Warning Message	Additional Comments
254.	Detail	INVALID COMBO MAIL CLASS &mail class RATE IND &rate ind FOR EM - HFPU	
255.	Detail	INVALID COMBO MAIL CLASS &mail class RATE IND &rate ind FOR EM - PO TO ADDR	
256.	Detail	INVALID COMBO MAIL CLASS &mail class RATE IND &rate ind FOR PMOD	
257.	Detail	INVALID COMBO MAIL CLASS &mailclass RATE IND &rateind DELIVERY OPTION IND &dloptin	The Rate Indicator of “EE” can only be used in combination with Priority Mail Express and Delivery Option Indicators of “7” (Sunday) or “8” (Holiday Delivery).
258.	Detail	INVALID COMBO MAIL CLASS &mailclass RATE IND &rateind FOR EM – HFPU	Valid Mail Class is Priority Mail Express , Valid Service Level is Priority Mail Express Hold For Pickup, and Valid Rate Indicators are PP, E3, E5, or E9.
259.	Detail	INVALID COMBO MAIL CLASS &mailclass RATE IND &rateind FOR EM – PO TO ADDR	Valid Mail Class is Priority Mail Express or Priority Mail Express Int’l, Valid Service Level is Priority Mail Express PO to Addressee, and Valid Rate Indicators are PA, E4, E6, NW, N1, N2, N3 or E8.
260.	Detail	INVALID COMBO MAIL CLASS &mailclass RATE IND &rateind FOR PMOD	The following Rate Indicators: “O1”, “O2”, “O3”, “O4”, “O5”, “O6”, or “O7” can only be used with Priority Mail Open and Distribute (PMOD).
261.	Detail	INVALID COMBO MAIL CLASS &mailclass RATE IND C8.	The Rate Indicator of “C8”
262.	Detail	INVALID COMBO: CLASS &mc, RATE &ri, DEST RATE &dr, PROCESS &pr, ZONE &zn, RTNG BRCD IND &rb	
263.	Detail	INVALID COMPETITOR CODE	
264.	Detail	INVALID CONTAINER ID	
265.	Detail	INVALID CONTAINER ID1; VALUE NOT STORED	
266.	Detail	INVALID CONTAINER ID2; VALUE NOT STORED	
267.	Detail	INVALID CONTAINER ID3; VALUE NOT STORED	
268.	Detail	INVALID CONTAINER TYPE 1 FOR CONSTRUCT &bc; DEFAULT TO &ct	
269.	Detail	INVALID CONTAINER TYPE 1 FOR RECEPTACLE DEFAULT TO RP	
270.	Detail	INVALID CONTAINER TYPE 1; DEFAULT SPACES	
271.	Detail	INVALID CONTAINER TYPE 2 FOR CONSTRUCT &bc; DEFAULT TO &ct	

Appendix E – Confirmation/Error/Warning (CEW) Files

Num	Level	Confirmation/Error/Warning Message	Additional Comments
272.	Detail	INVALID CONTAINER TYPE 2 FOR RECEPTACLE DEFAULT TO RP	
273.	Detail	INVALID CONTAINER TYPE 2; DEFAULT TO SPACES	
274.	Detail	INVALID CONTAINER TYPE 3 FOR CONSTRUCT &bc; DEFAULT TO &ct	
275.	Detail	INVALID CONTAINER TYPE 3 FOR RECEPTACLE DEFAULT TO RP	
276.	Detail	INVALID CONTAINER TYPE 3; DEFAULT TO SPACES	
277.	Detail	INVALID CONTAINER TYPE FOR CONSTRUCT &bc; DEFAULT TO &ct	
278.	Detail	INVALID COUNTRY CODE	Products or Class of Mail field in D1 Record is "IE" and Country Code field contains an invalid country code.
279.	Detail	INVALID COUNTRY CODE IN LABEL	
280.	Detail	INVALID CUSTOM LABEL BARCODE NUMBER	
281.	Detail	INVALID CUSTOMER DELIVERY PREFERENCE VALUE	
282.	Detail	INVALID DELIVERY IND FOR MAIL CLASS; DEFAULT 1 OR SPACE	
283.	Detail	INVALID DELIVERY IND FOR MANIFEST TYPE; DEFAULT 1 OR SPACE	
284.	Detail	INVALID DELIVERY INDICATOR FOR PMEOD, DEFAULT TO E	
285.	Detail	INVALID DELIVERY INDICATOR, DEFAULT TO 1 OR SPACE	
286.	Detail	INVALID DELIVERY OPTION INDICATOR FOR SURCHARGE TYPE	
287.	Detail	INVALID DELIVERY POSTAL CODE	Retired 4/24/2021
288.	Detail	INVALID DESCRIPTION OF PACKAGE	Retired 4/24/2021
289.	Detail	INVALID DEST FAC TYPE FOR OPEN AND DISTRIBUTE; DEF TO SPACE	
290.	Detail	INVALID DEST FAC TYPE FOR OPEN AND DISTRIBUTE; DEFAULT TO SPACE	
291.	Detail	INVALID DEST FACILITY TYPE FOR EMOD, DEFAULT TO SPACE	
292.	Detail	INVALID DEST FACILITY TYPE FOR PMEOD, DEFAULT TO SPACE	

Appendix E – Confirmation/Error/Warning (CEW) Files

Num	Level	Confirmation/Error/Warning Message	Additional Comments
293.	Detail	INVALID DESTINATION COUNTRY CODE	Retired 4/24/2021
294.	Detail	INVALID DESTINATION OFFICE ZIP CODE	
295.	Detail	INVALID DESTINATION RATE INDICATOR	
296.	Detail	INVALID DESTINATION RATE INDICATOR/ENTRY FACILITY COMBO	The destination rate indicator in the detail record does not match the entry facility type. For example, if the entry facility is a Network Distribution Center, the destination rate indicator in the detail record should be "B." This message applies to drop ship package services.
297.	Detail	INVALID DESTINATION RATE INDICATOR; DEFAULT TO N	The destination rate indicator in the detail record is invalid. Valid values are "B," "S," "D," and blank. This message applies to drop ship package services.
298.	Detail	INVALID DESTINATION ZIP CODE	The 5-digit ZIP Code in the Destination ZIP Code field of D1 Record is not a valid ZIP Code as compared to the current USPS ZIP Code table. We store first three digits unless not numeric, then nulls. We do not give back anything in the extract if we only store 3.
299.	Detail	INVALID DETAIL RECORD	Unrecognizable record; not a valid record.
300.	Detail	INVALID DIMENSIONAL WEIGHT	
301.	Detail	INVALID DIMENSIONS	
302.	Detail	INVALID DIRECT ENTRY ORIGIN COUNTRY CODE; DEFAULT TO SPACES	
303.	Detail	INVALID DIRECT ENTRY ORIGIN COUNTRY CODE; DEFAULT TO SPACES	
304.	Detail	INVALID DIRECTION INDICATOR	
305.	Detail	INVALID DISCOUNT AMOUNT; DEFAULT TO ZERO	
306.	Detail	INVALID DISCOUNT OR SURCHARGE AMOUNT	
307.	Detail	INVALID DISCOUNT OR SURCHARGE TYPE	
308.	Detail	INVALID DISCOUNT TYPE; DEFAULT TO SPACES	
309.	Detail	INVALID EFFECTIVE ACCEPTANCE DATE; DEFAULT ZEROES	

Appendix E – Confirmation/Error/Warning (CEW) Files

Num	Level	Confirmation/Error/Warning Message	Additional Comments
310.	Detail	INVALID EFN SERVICE TYPE CODE AND CHANNEL AI COMBINATION	
311.	Detail	INVALID ELECTRONIC FILE TYPE; DEFAULT TO TYPE 1	
312.	Detail	INVALID ELECTRONIC FILE TYPE; DEFAULT TO TYPE 2	The Electronic File Type was changed to 2 to reflect a file and not a manifest.
313.	Detail	INVALID ENTRY FACILITY ZIP CODE	
314.	Detail	INVALID EQUIPMENT CODE	
315.	Detail	INVALID EVENT CODE	This is not a valid Shipping Partner event.
316.	Detail	INVALID EVENT CODE FOR SERVICE TYPE	
317.	Detail	INVALID EVENT DATE	The Shipping Partner event date is not a valid date.
318.	Detail	INVALID EVENT TIME	The Shipping Partner event time is not a valid time.
319.	Detail	INVALID EVENT ZIP	
320.	Detail	INVALID EXTRA FEE FOR SHIPMENT; DEFAULT TO ZERO	
321.	Detail	INVALID EXTRA SERVICE CODE 1	
322.	Detail	INVALID EXTRA SERVICE CODE 2	
323.	Detail	INVALID EXTRA SERVICE CODE 3	
324.	Detail	INVALID EXTRA SERVICE CODE 4	
325.	Detail	INVALID EXTRA SERVICE CODE 5	
326.	Detail	INVALID EXTRA SERVICE CODE 6	
327.	Detail	INVALID EXTRA SERVICES AMOUNT	
328.	Detail	INVALID FAST SCHEDULED INDUCTION DATE; DEFAULT TO ZERO	
329.	Detail	INVALID FAST SCHEDULED INDUCTION TIME; DEFAULT TO ZERO	
330.	Detail	INVALID FEE FOR EXTRA SERVICE CODE 1; DEFAULT TO ZERO	
331.	Detail	INVALID FEE FOR EXTRA SERVICE CODE 2; DEFAULT TO ZERO	
332.	Detail	INVALID FEE FOR EXTRA SERVICE CODE 3; DEFAULT TO ZERO	

Appendix E – Confirmation/Error/Warning (CEW) Files

Num	Level	Confirmation/Error/Warning Message	Additional Comments
333.	Detail	INVALID FEE FOR EXTRA SERVICE CODE 4; DEFAULT TO ZERO	
334.	Detail	INVALID FEE FOR EXTRA SERVICE CODE 5; DEFAULT TO ZERO	
335.	Detail	INVALID FEE FOR EXTRA SERVICE CODE 6; DEFAULT TO ZERO	
336.	Detail	INVALID FILE VERSION NUMBER	
337.	Detail	INVALID FOREIGN POSTAL CODE	
338.	Detail	INVALID HANDLING CHARGE FOR REGISTERED MAIL	
339.	Detail	INVALID HANDLING CHARGE; DEFAULT TO ZERO	
340.	Detail	HEIGHT IS REQUIRED WHEN LONGEST SIDE >22" OR PKG >1 CUBIC FT	
341.	Detail	INVALID LABEL	
342.	Detail	LENGTH IS REQUIRED WHEN LONGEST SIDE >22" OR PKG >1 CUBIC FT	
343.	Detail	INVALID LENGTH FOR LABEL	
344.	Detail	INVALID LOGISTICS MANAGER MAILER ID1	
345.	Detail	INVALID LOGISTICS MANAGER MAILER ID1; DEFAULT TO SPACES	
346.	Detail	INVALID MAIL OWNER CRID; DEFAULT TO SPACES	
347.	Detail	INVALID MAIL OWNER MAILER ID; DEFAULT TO SPACES	
348.	Detail	INVALID MAILER ID IN PIC	The Mailer ID in positions 9-17 starting in position 5 of PIC of the Package Identification Code (PIC) field in D1 Record does not appear in the Customer table. It is entered into the table as part of the Certification process.
349.	Detail	INVALID MERCHANT PROJECTED DELIVERY DATE	
350.	Detail	INVALID METER SERIAL NUMBER CODE; DEFAULT TO SPACES	
351.	Detail	INVALID METHOD OF PAYMENT FOR SURCHARGE P1	
352.	Detail	INVALID MILITARY ZIP FOR ORIGIN OR DESTINATION	

Appendix E – Confirmation/Error/Warning (CEW) Files

Num	Level	Confirmation/Error/Warning Message	Additional Comments
353.	Detail	INVALID NO SUNDAY HOLIDAY INDICATOR; DEFAULT SPACE	
354.	Detail	INVALID NON/DOCUMENT INDICATOR	
355.	Detail	INVALID NONBARCODED PARCELS - SURCHARGE APPLIED	
356.	Detail	INVALID NON-DELIVERY DAY DEFAULT ZERO	
357.	Detail	INVALID NON-INCIDENTAL ENCL PROCESS CAT; DEFAULT TO SPACES	
358.	Detail	INVALID NON-INCIDENTAL ENCLOSURE CLASS OF MAIL	
359.	Detail	INVALID NON-INCIDENTAL ENCLOSURE POSTAGE	
360.	Detail	INVALID NON-INCIDENTAL ENCLOSURE PROCESSING CATEGORY; DEFAULT TO SPACES	
361.	Detail	INVALID NON-INCIDENTAL ENCLOSURE RATE INDICATOR	
362.	Detail	INVALID NON-INCIDENTAL ENCLOSURE WEIGHT	
363.	Detail	INVALID OPEN AND DISTRIBUTE CONTENTS IND; DEFAULT TO SPACES	
364.	Detail	INVALID OPEN AND DISTRIBUTE CONTENTS INDICATOR; DEFAULT TO SPACES	
365.	Detail	INVALID ORIGIN COUNTRY CODE	
366.	Detail	INVALID ORIGIN FLAT RATE INDICATOR	
367.	Detail	INVALID ORIGIN ZIP CODE	
368.	Detail	INVALID ORIGINAL TRACKING BARCODE CONSTRUCT &oc1, DEFAULTING TO &oc2	
369.	Detail	INVALID ORIGINAL TRACKING BARCODE CONSTRUCT &oc1, DEFAULTING TO SPACES	
370.	Detail	INVALID ORIGINAL TRACKING NUMBER	
371.	Detail	INVALID PAYMENT ACCOUNT NUMBER; NO DEFAULT	When the Method of Payment is '01' (PERMIT), the Payment Account Number must be a numeric field greater than zero.
372.	Detail	INVALID PAYMENT AND RATE INDICATOR FOR MAILPIECE	
373.	Detail	INVALID PAYMENT METHOD; DEFAULT TO PAYMENT TYPE 08	

Appendix E – Confirmation/Error/Warning (CEW) Files

Num	Level	Confirmation/Error/Warning Message	Additional Comments
374.	Detail	INVALID PERMIT NUMBER	
375.	Detail	INVALID PIC FORMAT FOR &manifest type ELECTRONIC FILE	
376.	Detail	INVALID PIC IN DETAIL RECORD	The barcode does not pass the Postal Service barcode edits in general.
377.	Detail	INVALID PICKUP REQUESTED INDICATOR; DEFAULT TO SPACE	
378.	Detail	INVALID PO BOX INDICATOR	
379.	Detail	INVALID PO OF ACCOUNT ZIP CODE	When the Method of Payment is 01-PERMIT, the PO of Account ZIP Code must be a valid ZIP Code.
380.	Detail	INVALID POST OFFICE CLOSED INDICATOR; DEFAULT SPACE	
381.	Detail	INVALID POSTAGE TYPE; DEFAULT TO 'P'	
382.	Detail	INVALID POSTAL CODE	
383.	Detail	INVALID POSTAL CODE CHARACTERS CHANGED TO SPACES	
384.	Detail	INVALID POSTAL ROUTING BARCODE INDICATOR	
385.	Detail	INVALID PROCESSING CATEGORY	Processing category field in D1 Record is not a valid processing category.
386.	Detail	INVALID PROCESSING CATEGORY; DEFAULT TO SPACE	Processing category field in D1 Record is not a valid processing category.
387.	Detail	INVALID PRODUCT CODE	
388.	Detail	INVALID PRODUCTS OR CLASS OF MAIL	Products or Class of Mail field in D1 Record are not valid Products or Class of Mail. See record layout and description for this field.
389.	Detail	INVALID PRODUCTS OR CLASS OF MAIL/SERVICE TYPE CODE COMBO	The Products or Class of Mail fields in D1 Record do not match the appropriate Service Type Code in the first 2 positions of the Package Identification Code (PIC) of D1 Record. See Service Type Table for current list of Service Type Codes.
390.	Detail	INVALID RATE INDICATOR	

Appendix E – Confirmation/Error/Warning (CEW) Files

Num	Level	Confirmation/Error/Warning Message	Additional Comments
391.	Detail	INVALID RATE INDICATOR FOR PARCEL SELECT LIGHTWEIGHT	The following Rate Indicators: “BB”, “DC”, “DE”, or “DF” can only be used with Parcel Select Lightweight (LW) Mail Class.
392.	Detail	INVALID RATE INDICATOR; DEFAULT TO 'PL'	
393.	Detail	INVALID RECIPIENT EMAIL ADDRESS; DEFAULT TO SPACES	
394.	Detail	INVALID RECIPIENT SMS ADDRESS; DEFAULT TO SPACES	
395.	Detail	INVALID RECORD COUNT SPECIFIED	The File Record Count field in the Header Record does not match the USPS count of records in this transmission.
396.	Detail	INVALID SCHEDULED DELIVERY DATE	
397.	Detail	INVALID SENDER COUNTRY CODE	
398.	Detail	INVALID SENDER EMAIL ADDRESS; DEFAULT TO SPACES	
399.	Detail	INVALID SENDER SMS ADDRESS; DEFAULT TO SPACES	
400.	Detail	INVALID SENDERS INSTRUCTIONS IN CASE OF NON-DELIVERY VALUE	
401.	Detail	INVALID SEQUENCE NUMBER IN PIC	
402.	Detail	INVALID SERIAL NUMBER IN ELECTRONIC FILE NUMBER	
403.	Detail	INVALID SERIAL NUMBER IN PIC	
404.	Detail	INVALID SERVICE LEVEL CODE	
405.	Detail	INVALID SERVICE TYPE CODE / MAIL CLASS / DEST RATE IND COMBO	
406.	Detail	INVALID SERVICE TYPE CODE IN PIC	D1 Record is not a valid Service Type Code.
407.	Detail	INVALID SERVICE TYPE CODE/CLASS OF MAIL/DEST RATE IND COMBO	
408.	Detail	INVALID SERVICE TYPE CODE/PRODUCTS OR CLASS OF MAIL/DEST RATE IND COMBO	The service type code and products or Class of Mail with the destination rate indicator are not valid for Priority Mail Open and Distribute.
409.	Detail	INVALID SHIPMENT FEE CODE; DEFAULT TO SPACES	
410.	Detail	INVALID SIGNATURE SERVICE FOR NOT AVAILABLE	
411.	Detail	INVALID SIGNATURE WAIVER INDICATOR	

Appendix E – Confirmation/Error/Warning (CEW) Files

Num	Level	Confirmation/Error/Warning Message	Additional Comments
412.	Detail	INVALID SOURCE ID	
413.	Detail	INVALID SPECIAL SERVICE 1 CODE; DEFAULT TO SPACES	The Special Service Code is not valid. See Special Services Codes Table.
414.	Detail	INVALID SPECIAL SERVICE 2 CODE; DEFAULT TO SPACES	The Special Service Code is not valid. See Special Services Codes Table.
415.	Detail	INVALID SPECIAL SERVICE 3 CODE; DEFAULT TO SPACES	The Special Service Code is not valid. See Special Services Codes Table.
416.	Detail	INVALID SPECIAL SERVICE 4 CODE; DEFAULT TO SPACES	The Special Service Code is not valid. See Special Services Codes Table.
417.	Detail	INVALID SPECIAL SERVICE 5 CODE; DEFAULT TO SPACES	The Special Service Code is not valid. See Special Services Codes Table.
418.	Detail	INVALID SPECIAL SERVICE 6 CODE; DEFAULT TO SPACES	The Special Service Code is not valid. See Special Services Codes Table.
419.	Detail	INVALID SPECIAL SERVICES CODE	
420.	Detail	INVALID SPECIAL SERVICES FEE	
421.	Detail	INVALID SPECIAL SERVICES FEE FOR COD	
422.	Detail	INVALID SPECIAL SERVICES FEE FOR INSURANCE	
423.	Detail	INVALID STATE; REJECTING ADDRESS	The two-character state code is not a valid abbreviation. This specific address will not be posted in the database.
424.	Detail	INVALID SURCHARGE AMOUNT	
425.	Detail	INVALID SURCHARGE AMOUNT; DEFAULT TO ZERO	
426.	Detail	INVALID SURCHARGE TYPE	
427.	Detail	INVALID SURCHARGE TYPE & surcharge type MAIL CLASS & com DEST TYPE & destentrytype COMBO	
428.	Detail	INVALID SURCHARGE TYPE; DEFAULT TO SPACES	
429.	Detail	INVALID TENDERED DATE	
430.	Detail	INVALID TOTAL AMOUNT	
431.	Detail	INVALID TRANSACTION ID	

Appendix E – Confirmation/Error/Warning (CEW) Files

Num	Level	Confirmation/Error/Warning Message	Additional Comments
432.	Detail	INVALID UNIT OF MEASURE	
433.	Detail	INVALID VALUE OF ARTICLE	
434.	Detail	INVALID WEIGHT	
435.	Detail	INVALID WEIGHT - OUNCES CANNOT BE > 15	
436.	Detail	INVALID WEIGHT - POUNDS CANNOT BE > 70	
437.	Detail	WIDTH IS REQUIRED WHEN LONGEST SIDE >22" OR PKG >1 CUBIC FT	
438.	Detail	INVALID ZIP CODE	
439.	Detail	INVALID ZIP+4	The ZIP + 4 is not a valid ZIP + 4.
440.	Detail	INVALID ZONE	The Zone field in the D1 Record is not a valid Zone.
441.	Detail	INVALID ZONE &zone1 - DEFAULTING TO &zone2	
442.	Detail	INVALID ZONE &zone1- DEFAULTING TO &zone2	Zone field in D1 Record is not a valid Zone, default to the correct Zone.
443.	Detail	LABEL PREVIOUSLY RECEIVED	One or more of Customer-ID on the Header, Manifest Sequence Number on the Header, and Destination Zip Code on the Detail record have changed from a previously submitted label.
444.	Detail	LENGTH IS REQUIRED WHEN LONGEST SIDE >22" OR PKG >1 CUBIC FT	
445.	Detail	MAIL OWNER MAILER ID REQUIRED FOR INTERNATIONAL MAILING	
446.	Detail	MAIL OWNER MID AND MAIL OWNER CRID CANNOT BOTH BE POPULATED	
447.	Detail	MAIL OWNER MID OR CRID MUST BE POPULATED	
448.	Detail	MAILPIECE HAS A BLANK DESTINATION ZIP CODE	
449.	Detail	MAILPIECE NOT FOUND FOR EMME CORRECTION	
450.	Detail	MAILER ID NOT QUALIFIED FOR SUBSCRIPTION SERVICE	
451.	Detail	MAILER ID SHALL BE THE SAME AS THE MAILER ID IN THE EFN	
452.	Detail	MAILING DATE NOT WITHIN 3 DAYS OF SYSTEM DATE	The Mailing Date field is not within 3 days of the system date (before or after).

Appendix E – Confirmation/Error/Warning (CEW) Files

Num	Level	Confirmation/Error/Warning Message	Additional Comments
453.	Detail	MULTIPLE FACILITY TYPES RETURNED FOR ENTRY FACILITY ZIP	The entry facility ZIP Code matches the ZIP Code of more than 1 facility.
454.	Detail	NAME OF ADDRESSEE FIELD EQUALS SPACES	
455.	Detail	NET WEIGHT (OUNCES) MUST BE GREATER THAN ZERO	
456.	Detail	NET WEIGHT (OUNCES) MUST BE NUMERIC - DEFAULTED TO ZERO	
457.	Detail	NET WEIGHT (OUNCES) WAS ALREADY PROVIDED	
458.	Detail	NET WEIGHT (POUNDS & OUNCES) ARE REQUIRED	
459.	Detail	NET WEIGHT (POUNDS) MUST BE GREATER THAN ZERO	
460.	Detail	NET WEIGHT (POUNDS) MUST BE NUMERIC - DEFAULTED TO ZERO	
461.	Detail	NON-DELIVERY DAYS NOT NUMERIC; DEFAULT ZEROES	
462.	Detail	NON-IMPB COMPLIANT - MUST INCLUDE DEST DEL ADDR	
463.	Detail	NON-IMPB COMPLIANT: INCORRECT BARCODE FORMAT	
464.	Detail	NON-IMPB COMPLIANT: INVALID FILE - MUST BE VER 1.6 OR HIGHER	
465.	Detail	NON-IMPB COMPLIANT-MUST INCLUDEADDR OR 11 DEST ZIP	
466.	Detail	NUMBER OF GUARANTEED DAYS SHOULD NOT BE > 20	
467.	Detail	O&D CANNOT BE INSIDE O&D; CNTR-ID1 VALUE NOT STORED	
468.	Detail	O&D CANNOT BE INSIDE O&D; CNTR-ID2 VALUE NOT STORED	
469.	Detail	O&D CANNOT BE INSIDE O&D; CNTR-ID3 VALUE NOT STORED	
470.	Detail	ONLY ONE OF MAIL OWNER MID AND MAIL OWNER CRID CAN BE POPULATED	
471.	Detail	ORIGINAL TRACKING NUMBER - EFN STC NOT VALID	
472.	Detail	ORIGINAL TRACKING NUMBER - INVALID CHECK DIGIT	
473.	Detail	ORIGINAL TRACKING NUMBER - INVALID COUNTRY CODE	

Appendix E – Confirmation/Error/Warning (CEW) Files

Num	Level	Confirmation/Error/Warning Message	Additional Comments
474.	Detail	ORIGINAL TRACKING NUMBER - INVALID SERVICE TYPE CODE	
475.	Detail	ORIGINAL TRACKING NUMBER SERIAL NUMBER NOT NUMERIC	
476.	Detail	OUNCES IS A REQUIRED FIELD	
477.	Detail	OUNCES MUST BE NUMERIC - DEFAULTED TO ZERO	
478.	Detail	OUNCES WAS ALREADY PROVIDED	Retired 4/24/2021
479.	Detail	PO BOX INDICATOR NOT Y OR N; DEFAULT TO N	
480.	Detail	PO BOX, ONLY 3-DIGIT DEST ZIP	
481.	Detail	POSTAGE EQUALS ZERO	
482.	Detail	POSTAGE NOT NUMERIC; DEFAULT TO 0	The Postage field of D1 Record is not a numeric value of 9(7).
483.	Detail	POSTAL CODE CHANGED TO UPPER CASE	
484.	Detail	POSTAL CODE EQUALS SPACES	
485.	Detail	POUNDS AND OUNCES ARE REQUIRED	
486.	Detail	POUNDS IS A REQUIRED FIELD	
487.	Detail	POUNDS MUST BE NUMERIC - DEFAULTED TO ZERO	
488.	Detail	PREFERENCE OPTIONS NOT VALID WITH SIG SERVICES PRODUCT	
489.	Detail	QUANTITY IS A REQUIRED FIELD	Retired 4/24/2021
490.	Detail	RATE INDICATOR NOT S1 or S2	When the Products or Class of Mail is "BB" (Bound Printed Matter) the rate indicator must be S1, S2, or spaces.
491.	Detail	RATE INDICATOR NOT SM OR SPACES; DEFAULT TO SPACES	
492.	Detail	RCPT POSTAL CODE IS REQUIRED IF USED IN DESTINATION COUNTRY	Triggered when Postal Code is not provided (WARNING ONLY)
493.	Detail	RCPT PROVINCE IS REQUIRED IF USED IN DESTINATION COUNTRY	Triggered when International Province Name is not provided (WARNING ONLY)
494.	Detail	RECIPIENT DELIVERY ADDRESS INFORMATION IS REQUIRED	
495.	Detail	RECIPIENT NOT CERTIFIED TO RECEIVE FILES	
496.	Detail	RECIPT BUS NAME IS REQD WHEN RECIPT LAST NAME IS NOT PRESENT	Retired 4/24/2021
497.	Detail	RECIPT FIRST NAME IS REQD WHEN RECIPT LAST NAME IS PRESENT	Retired 4/24/2021

Appendix E – Confirmation/Error/Warning (CEW) Files

Num	Level	Confirmation/Error/Warning Message	Additional Comments
498.	Detail	RECIPT LAST NAME IS REQD WHEN RECIPT BUS NAME IS NOT PRESENT	Retired 4/24/2021
499.	Detail	REDIRECT ADDRESS IS A REQUIRED FIELD	
500.	Detail	REDIRECT CITY IS A REQUIRED FIELD	
501.	Detail	REDIRECT E-MAIL ADDRESS IS A REQUIRED FIELD	
502.	Detail	REDIRECT NAME IS A REQUIRED FIELD	
503.	Detail	REDIRECT SMS NUMBER IS A REQUIRED FIELD	
504.	Detail	REDIRECT STATE IS A REQUIRED FIELD	
505.	Detail	REDIRECT ZIP CODE IS A REQUIRED FIELD	
506.	Detail	REQUIRES D2 RECORD	
507.	Detail	REQUIRES D3 AND D4 RECORD	
508.	Detail	REQUIRES D4 RECORD	
509.	Detail	RETURN RECEIPT ELECTRONIC CODE NOT FOUND IN ELECTRONIC FILE	
510.	Detail	SENDER ADDRESS INFORMATION IS REQUIRED	Retired 4/24/2021
511.	Detail	SENDER BUS NAME IS REQD WHEN SENDER LAST NAME IS NOT PRESENT	Retired 4/24/2021
512.	Detail	SENDER CITY NAME IS REQUIRED	Retired 4/24/2021
513.	Detail	SENDER COUNTRY CODE IS REQUIRED FOR INTERNATIONAL MAIL	Retired 4/24/2021
514.	Detail	SENDER FIRST NAME IS REQD WHEN SENDER LAST NAME IS PRESENT	Retired 4/24/2021
515.	Detail	SENDER LAST NAME IS REQD WHEN SENDER BUS NAME IS NOT PRESENT	Retired 4/24/2021
516.	Detail	SENDER STATE IS REQUIRED	Retired 4/24/2021
517.	Detail	SENDER ZIP CODE IS REQUIRED	Retired 4/24/2021
518.	Detail	SERIAL NUMBER INVALID	
519.	Detail	SERVICE STANDARD DAYS NOT NUMERIC; DEFAULT ZEROES	
520.	Detail	SERVICE TYPE CODE 50 NOT VALID FOR DETAIL	The service type code of '50' should only be used in the electronic file number in the header record.
521.	Detail	SERVICE TYPE CODE NOT VALID FOR DETAIL RECORD	
522.	Detail	SIGNATURE DATA NOT FOUND	
523.	Detail	SPECIAL SERVICE 05 NOT INCLUDED FOR STC 41 – PRIORITY MAIL EXPRESS/COD	
524.	Detail	SPECIAL SERVICE '05' REQUIRED	

Appendix E – Confirmation/Error/Warning (CEW) Files

Num	Level	Confirmation/Error/Warning Message	Additional Comments
525.	Detail	SPECIAL SERVICE 1 FEE EQUALS ZEROES	When a Special Service Code is in the field, this fee cannot be zeroes.
526.	Detail	SPECIAL SERVICE 1 FEE NOT NUMERIC; DEFAULT TO 0	The fee must be numeric.
527.	Detail	SPECIAL SERVICE 1 NOT 04,05,06; DEFAULT TO SPACE	Currently 04, 05, and 06 are the only valid Special Service Codes. Other codes will be defaulted two spaces.
528.	Detail	SPECIAL SERVICE 1 NOT EQUAL TO 06; NO POD PROVIDED	The Special Service of electronic return receipt was not indicated, therefore no Proof of Delivery (POD) will be provided.
529.	Detail	SPECIAL SERVICE 19 NOT INCLUDED FOR STC 43 – PRIORITY MAIL EXPRESS/INSURANCE	
530.	Detail	SPECIAL SERVICE 2 FEE EQUALS ZEROES	When a Special Service Code is in the field, this fee cannot be zeroes.
531.	Detail	SPECIAL SERVICE 2 FEE NOT NUMERIC; DEFAULT TO 0	The fee must be numeric.
532.	Detail	SPECIAL SERVICE 2 NOT 04,05,06; DEFAULT TO SPACE	Currently 04, 05, and 06 are the only valid Special Service Codes. Other codes will be defaulted two spaces.
533.	Detail	SPECIAL SERVICE 2 NOT EQUAL TO 06; NO POD PROVIDED	The Special Service of electronic return receipt was not indicated, therefore no Proof of Delivery (POD) will be provided.
534.	Detail	SPECIAL SERVICE 3 FEE EQUALS ZEROES	When a Special Service Code is in the field, this fee cannot be zeroes.
535.	Detail	SPECIAL SERVICE 3 FEE NOT NUMERIC; DEFAULT TO 0	The fee must be numeric.
536.	Detail	SPECIAL SERVICE 3 NOT 04,05,06; DEFAULT TO SPACE	Currently 04, 05, and 06 are the only valid Special Service Codes. Other codes will be defaulted two spaces.
537.	Detail	SPECIAL SERVICE 3 NOT EQUAL TO 06; NO POD PROVIDED	The Special Service of electronic return receipt was not indicated, therefore no Proof of Delivery (POD) will be provided.
538.	Detail	SPECIAL SERVICE 4 FEE EQUALS ZEROES	When a Special Service Code is in the field, this fee cannot be zeroes.
539.	Detail	SPECIAL SERVICE 4 FEE NOT NUMERIC; DEFAULT TO 0	The fee must be numeric.
540.	Detail	SPECIAL SERVICE 4 NOT 04,05,06; DEFAULT TO SPACE	Currently 04, 05, and 06 are the only valid Special Service Codes. Other codes will be defaulted two spaces.
541.	Detail	SPECIAL SERVICE 4 NOT EQUAL TO 06; NO POD PROVIDED	The Special Service of electronic return receipt was not indicated, therefore no Proof of Delivery (POD) will be provided.

Appendix E – Confirmation/Error/Warning (CEW) Files

Num	Level	Confirmation/Error/Warning Message	Additional Comments
542.	Detail	SPECIAL SERVICE 5 FEE EQUALS ZEROES	When a Special Service Code is in the field, this fee cannot be zeroes.
543.	Detail	SPECIAL SERVICE 5 FEE NOT NUMERIC; DEFAULT TO 0	The fee must be numeric.
544.	Detail	SPECIAL SERVICE 5 NOT 04,05,06; DEFAULT TO SPACE	Currently 04, 05, and 06 are the only valid Special Service Codes. Other codes will be defaulted two spaces.
545.	Detail	SPECIAL SERVICE 5 NOT EQUAL TO 06; NO POD PROVIDED	The Special Service of electronic return receipt was not indicated, therefore no Proof of Delivery (POD) will be provided.
546.	Detail	SPECIAL SERVICE 6 FEE EQUALS ZEROES	When a Special Service Code is in the field, this fee cannot be zeroes.
547.	Detail	SPECIAL SERVICE 6 FEE NOT NUMERIC; DEFAULT TO 0	The fee must be numeric.
548.	Detail	SPECIAL SERVICE 6 NOT 04,05,06; DEFAULT TO SPACE	Currently 04, 05, and 06 are the only valid Special Service Codes. Other codes will be defaulted two spaces.
549.	Detail	SPECIAL SERVICE 6 NOT EQUAL TO 06; NO POD PROVIDED	The Special Service of electronic return receipt was not indicated, therefore no Proof of Delivery (POD) will be provided.
550.	Detail	SPECIAL SERVICE FEE 1 NOT > OR = \$1.00; NO POD PROVIDED	If Special Service fee for electronic return receipt is not correct – record is rejected and can be resubmitted with correct fee.
551.	Detail	SPECIAL SERVICE FEE 2 NOT > OR = \$1.00; NO POD PROVIDED	When Special Service Code 2nd service is 06 and the corresponding fee is not greater than or equal to \$1.00, no POD records are provided for the mailpiece.
552.	Detail	SPECIAL SERVICE FEE 3 NOT > OR = \$1.00; NO POD PROVIDED	When Special Service Code 3rd service is 06 and the corresponding fee is not greater than or equal to \$1.00, no POD records are provided for the mailpiece.
553.	Detail	SPECIAL SERVICE FEE 4 NOT > OR = \$1.00; NO POD PROVIDED	When Special Service Code 4th service is 06 and the corresponding fee is not greater than or equal to \$1.00, no POD records are provided for the mailpiece.
554.	Detail	SPECIAL SERVICE FEE 5 NOT > OR = \$1.00; NO POD PROVIDED	When Special Service Code 5th service is 06 and the corresponding fee is not greater than or equal to \$1.00, no POD records are provided for the mailpiece.
555.	Detail	SPECIAL SERVICE FEE 6 NOT > OR = \$1.00; NO POD PROVIDED	When Special Service Code 6th service is 06 and the corresponding fee is not greater than or equal to \$1.00, no POD records are provided for the mailpiece.
556.	Detail	SPECIAL SERVICE NOT EQUAL TO 05; REJECTING COD AMOUNT	

Appendix E – Confirmation/Error/Warning (CEW) Files

Num	Level	Confirmation/Error/Warning Message	Additional Comments
557.	Detail	THE MAILER ID IN THE EFN IS NOT A CONFORMING MAILER ID	
558.	Detail	THE MAILER ID IN THE LABEL IS NOT A CONFORMING MAILER ID	
559.	Detail	TOTAL AMOUNT NOT = POSTAGE + FEES + SURCHARGE	
560.	Detail	TOTAL DAYS TO DELIVER NOT NUMERIC; DEFAULT ZEROES	
561.	Detail	TOTAL PACKAGE VALUE MUST BE GREATER THAN ZERO	Retired 4/24/2021
562.	Detail	TRANSACTION ID IS REQUIRED	
563.	Detail	UNIT OF MEASURE NOT 1, 2, OR 3; DEFAULT TO 1	
564.	Detail	VALUE IS A REQUIRED FIELD	Retired 4/24/2021
565.	Detail	WAIVER OF SIGNATURE NOT Y OR N; DEFAULT TO N	
566.	Detail	WEIGHT CANNOT BE <= 3.5 OZ FOR FIRST-CLASS COMMERCIAL PLUS	
567.	Detail	WEIGHT CANNOT BE >= 1 LB FOR FIRST-CLASS COMMERCIAL PLUS	
568.	Detail	WEIGHT EQUALS ZERO	A weight amount greater than zero must be in this field, if Service Type Code (STC) = "55" (Priority Mail Open and Distribute).
569.	Detail	WEIGHT FOR BB MAIL CLASS MUST BE > 0 AND < OR = 15 LBS	
570.	Detail	WEIGHT FOR RATE INDICATOR &rate ind MUST BE > ZERO AND < OR = &maxweight LBS	
571.	Detail	WEIGHT FOR RATE INDICATOR &rate ind MUST BE > ZERO AND < OR = &maxweight OZ	
572.	Detail	WEIGHT FOR RATE INDICATOR C8 MUST BE > ZERO AND < OR = 25 LBS.	Weight must be greater than zero and less than or equal to 25 LBS for the rate indicator: C8.
573.	Detail	WEIGHT FOR RATE INDICATOR E8 MUST BE > ZERO AND < OR = 20 LBS.	Weight must be greater than zero and less than or equal to 20 LBS for the rate indicator: E8.
574.	Detail	WEIGHT FOR RATE INDICATOR MUST BE > ZERO AND < OR= 16 LBS.	Weight must be greater than zero and less than or equal to 16 LBS for the following rate Indicators: BB, DC, DE and DF.

Appendix E – Confirmation/Error/Warning (CEW) Files

Num	Level	Confirmation/Error/Warning Message	Additional Comments
575.	Detail	WEIGHT FOR RB MAIL CLASS MUST BE > 0 AND < OR = 15 LBS	
576.	Detail	WEIGHT FOR SA, S2 MAIL CLASSES MUST BE > 0 AND < 1 LB	
577.	Detail	WEIGHT OF ARTICLE IN OUNCES ALREADY PROVIDED	Triggered when fractional pounds and ounces are provided
578.	Detail	WEIGHT NOT NUMERIC	The weight field is not a numeric value.
579.	Detail	WEIGHT NOT NUMERIC; DEFAULT TO ZEROES	The Weight field of D1 Record is not a numeric value.
580.	Detail	WEIGHT REQUIRED	The weight field is a required field.
581.	Detail	WIDTH IS REQUIRED WHEN LONGEST SIDE >22" OR PKG >1 CUBIC FT	
582.	Detail	INVALID CLASS OF MAIL / SERVICE TYPE CODE COMBO	
583.	Detail	INVALID DESTINATION RATE INDICATOR / ENTRY FACILITY COMBO	
584.	Detail	INVALID DELIVERY INDICATOR - DEFAULT TO 1 OR SPACE	
585.	Detail	UNIT OF MEASURE NOT 1 2 OR 3 - DEFAULT TO 1	
586.	Detail	INVALID DELIVERY INDICATOR FOR EMOD - DEFAULT TO E	
587.	Detail	INVALID DEST FACILITY TYPE FOR EMOD - DEFAULT TO SPACE	
588.	Detail	99M CNTR CANNOT BE INSIDE 99M CNTR; CNTR-ID1 NOT STORED	
589.	Detail	99M CNTR CANNOT BE INSIDE 99M CNTR; CNTR-ID2 NOT STORED	

Appendix E – Confirmation/Error/Warning (CEW) Files

Num	Level	Confirmation/Error/Warning Message	Additional Comments
590.	Detail	99M CNTR CANNOT BE INSIDE 99M CNTR; CNTR-ID3 NOT STORED	
591.	Detail	INVALID RATE INDICATOR &rate ind FOR PARCEL SELECT LIGHTWEIGHT	
592.	Detail	WEIGHT FOR RATE INDICATOR &rate ind MUST BE > ZERO AND <= &maxweight OZ	
593.	Detail	WEIGHT FOR RATE INDICATOR &rate ind MUST BE > ZERO AND <= &maxweight LBS	
594.	Detail	INVALID PAYMENT ACCOUNT NUMBER; NO DEFAULT	
595.	Detail	INVALID VERSION NUMBER	
596.	Detail	REUSED TRKNG NUM - TRKNG NUM HAS BEEN PREV MANIFESTED	
597.	Detail	INVALID DELIVERY COUNTRY CODE	
598.	Detail	INVALID DELIVERY POSTAL CODE	
599.	Detail	NON-IMPB COMPLIANT: MUST INCLUDE ADDR OR 11 DEST ZIP	
600.	Detail	DPV CNFRMN: COULD NOT CONFIRM ADDR	
601.	Detail	DPV CNFRMN: CONFIRMED ADDR W/O SECONDARY	
602.	Detail	DPV CNFRMN: CONFIRMED HI-RISE OR BOX W/O SECONDARY	
603.	Detail	NON-IMPB COMPLIANT: FILE MUST BE VER 1.6 OR HIGHER	

Appendix E – Confirmation/Error/Warning (CEW) Files

Num	Level	Confirmation/Error/Warning Message	Additional Comments
604.	Detail	ALERT: MID USER NEEDS TO BE REGISTERED	
605.	Detail	ALERT: MID USER NOT REGISTERED TO EFN MID	
606.	Detail	ALERT: UNAUTHORIZED MID USE	
607.	Detail	INVALID PAYMENT AND RATE INDICATOR FOR MAIL PIECE	
608.	Detail	NON-IMPB COMPLIANT: MUST INCLUDE DEST DEL ADDR	
609.	Detail	USPS PRODUCT/SERVICES WILL BE RETIRED AS OF <&retirement date>	
610.	Detail	SHIPPING SERVICES FILE 1.7 OR 2.0 REQUIRED	
611.	Detail	NON-IMPB COMPLIANT: RETURN ADDR IS REQUIRED	
612.	Detail	DPV CNFRMD ADDR BY DROPPING SECDY INFO	
613.	Detail	DPV CNFRMD HI-RISE ADDR W/O SECDY INFO	
614.	Detail	DPV CNFRMD ADDR W/O PMB INFO	
615.	Detail	DPV CNFRMN: ADDR WAS NOT SUBMITTED FOR CNFRMN	
616.	Detail	INVALID RECIPIENT SMS NUMBER	
617.	Detail	INVALID SENDER SMS NUMBER	
618.	Detail	IDENTICAL LABEL – TRKNG NUM HAS BEEN PREV MANIFESTED	

Appendix E – Confirmation/Error/Warning (CEW) Files

Num	Level	Confirmation/Error/Warning Message	Additional Comments
619.	Detail	DUPLICATE DATA FILE - MANIFEST FILE WAS PREVIOUSLY RECEIVED	
620.	Detail	SENDER LAST NAME IS REQUIRED FOR ePOSTAGE	
621.	Detail	SENDER FIRST NAME IS REQUIRED FOR ePOSTAGE	
622.	Detail	SENDER BUSINESS NAME IS REQUIRED for ePOSTAGE	
623.	Detail	SENDER ADDRESS IS REQUIRED FOR ePOSTAGE	
624.	Detail	SENDER CITY NAME IS REQUIRED FOR ePOSTAGE	
625.	Detail	SENDER STATE IS REQUIRED FOR ePOSTAGE	
626.	Detail	SENDER ZIP CODE IS INVALID FOR ePOSTAGE	
627.	Detail	SENDER ZIP CODE IS REQUIRED FOR ePOSTAGE	
628.	Detail	SENDER PHONE NUMBER IS REQUIRED FOR ePOSTAGE	
629.	Detail	SENDER EMAIL ADDRESS IS REQUIRED FOR ePOSTAGE	
630.	Detail	SENDER EMAIL ADDRESS IS INVALID FOR ePOSTAGE	
631.	Detail	CUSTOMER REFERENCE NUMBER 2 IS REQUIRED FOR ePOSTAGE	
632.	Detail	UNEXPECTED D3/D4 RECORD	
633.	Detail	SENDER ADDRESS REQUIRED FOR COD	

Appendix E – Confirmation/Error/Warning (CEW) Files

Num	Level	Confirmation/Error/Warning Message	Additional Comments
634.	Detail	AMOUNT REQUIRED FOR COD	
635.	Detail	RECIPIENT NAME REQUIRED FOR COD	
636.	Detail	SENDER NAME REQUIRED FOR COD	
637.	Detail	UNMATCHED MAILER ID PERMIT PO ACCT ZIP CODE	
638.	Detail	NO DELIVERY TO STREET ADDRESS GIVEN; PO BOX ADDRESS STORED	
639.	Detail	IMPB: MAIL PIECE WAS UNMANIFESTED AT THE TIME OF AAU	
640.	Detail	REFUND REASON CODE INVALID OR MISSING	
641.	Detail	NON-IMPB COMPLIANT-MUST INCLUDE DEST DEL ADDR	

This Page Intentionally Left Blank

Appendix F: eVS Postage Payment Extract Files

Appendix F-1: Version 1.1 File Layout Specification

This section and the next describe the process and file format specifications for the postage payment extract files created to provide status and payment information feedback to the eVS/PRS mailers.

Payment Extract Data Record Formats

eVS will provide **an** extract file containing all header records submitted by the mailer along with the associated detail records. Multiple header records may be combined in a single extract file. A partial group of detail records associated with a single header record may also be sent in multiple extract files. This grouping may not match the consolidated manifest files submitted by the mailer due to the timing and processing of the manifest data by the tracking and payment systems. Mailers may indicate their preference (set in Program Registration) to receive:

1. No payment extract
2. Complete payment extract
3. Partial payment extract (without any postage fields)

NOTES: 1. eVS Mailers should contact the Confirmation Services Support Team at 877-264-9693 to have the Postage Extract Format Indicator set. 2. eVS Mailers should contact the eVS program office if they would like to receive version 2 of the eVS postage payment extract file, 3. eVS Mailers now have the option to receive their eVS postage payment file every 15 minutes. 4. eVS Mailers should contact the eVS program office if they would like this new “batch” feature turned on.

The payment extract files will contain all rate ingredients reflecting any updates or changes made by eVS along with the postage rate calculated and charged by eVS. The payment life cycle in eVS typically processes the payment for all manifest data received as a one-step process. Hence, a single payment extract reflecting the payment status of ‘PROCESSED’ will be generated by eVS. However, in exceptional scenarios, the payment process may involve multiple or interim steps (i.e. ERROR, PENDING, CLOSED). In these exceptional scenarios, multiple payment extracts may be generated by eVS any time a change in status occurs for payment of specific detail records.

Appendix F – eVS Postage Payment Extract Files

Header Record

Payment Extract File Format v1.1 - Payment Extract Header Line, comma delimited				
Position #	Field Name	Format / Max Size	Description	Example
1	Record Type	Alphanumeric (2)	Record Type	H1
	Delimiter	Alphanumeric (1)	Comma	,
2	File Version Number	Alphanumeric(3)	Version Control Number	1.0
	Delimiter	Alphanumeric (1)	Comma	,
3	Transaction ID	Alphanumeric (12)	Transaction ID from the Manifest File YYYYMMDD####	200911060001
	Delimiter	Alphanumeric (1)	Comma	,
4	EFN (Main Header Record)	Alphanumeric (34)	EFN of first header record processed in the batched files	9150128212375050403731 (V1.4) 92750010101010100000000121 (V1.6 or V1.7)
	Delimiter	Alphanumeric (1)	Comma (,)	
5	EFN (Sub Header Record)	Alphanumeric (34)	EFN of header record associated with detail record	9150128212375050403731 (V1.4) 92750010101010100000000121 (V1.6 or V1.7)
	Delimiter	Alphanumeric (1)	Comma (,)	
6	Mailing Date/Time	Alphanumeric (14)	Mailing Date/Time from the Manifest File	YYYYMMDDHHMISS
	Delimiter	Alphanumeric (1)	Comma (,)	
7	Processing Date/Time	Alphanumeric (14)	Date/Time when manifest file was processed by the payment system.	YYYYMMDDHHMISS
	Delimiter	Alphanumeric (1)	Comma (,)	
8	Entry Facility ZIP	Alphanumeric (5)	Entry Facility ZIP Code from the Manifest File	22201
	Delimiter	Alphanumeric (1)	Comma (,)	
9	Entry Facility ZIP+4	Alphanumeric (4)	Entry Facility ZIP+4 Code from the Manifest File	9998

Detail Record

Payment Extract File Format v1.1 - Payment Extract Detail Line, comma delimited				
Position #	Field Name	Format / Max Size	Description/	Example
1	Record Type	Alphanumeric (2)	D1	
	Delimiter	Alphanumeric (1)	Comma (,)	
2	PIC	Alphanumeric (34)	IMpb or legacy barcode on package	9156010101010131776161 (V1.4) 92023020202020100000001161 (V1.6 or V1.7)
	Delimiter	Alphanumeric (1)	Comma (,)	
3	Mail Class	Alphanumeric (2)		PM etc.
	Delimiter	Alphanumeric (1)	Comma (,)	
4	Processing Category	Alphanumeric (1)		3 (Machinable) etc.
	Delimiter	Alphanumeric (1)	Comma (,)	
5	Weight	Numeric (9)	Defined as 99999.9999	14.3 lbs. entered as 000143000
	Delimiter	Alphanumeric (1)	Comma (,)	
6	Dim Weight	Numeric (6)	Defined as 9999.99	7.88 lbs. entered as 000788
	Delimiter	Alphanumeric (1)	Comma (,)	
7	Length	Numeric (5)	Defined as 999.99	30.25 entered as 03025
	Delimiter	Alphanumeric (1)	Comma (,)	
8	Width	Numeric (5)	Defined as 999.99	12.75 entered as 01275

Appendix F – eVS Postage Payment Extract Files

Payment Extract File Format v1.1 - Payment Extract Detail Line, comma delimited				
Position #	Field Name	Format / Max Size	Description/	Example
	Delimiter	Alphanumeric (1)	Comma (,)	
9	Height	Numeric (5)	Defined as 999.99	2.50 entered as 00250
	Delimiter	Alphanumeric (1)	Comma (,)	
10	Package Destination ZIP	Alphanumeric (5)		22201
	Delimiter	Alphanumeric (1)	Comma (,)	
11	Destination ZIP+4	Alphanumeric (4)		1234
	Delimiter	Alphanumeric (1)	Comma (,)	
12	Destination Rate Indicator	Alphanumeric (1)		'D' – DDU etc.
	Delimiter	Alphanumeric (1)	Comma (,)	
13	Rate Indicator	Alphanumeric (2)		SP
	Delimiter	Alphanumeric (1)	Comma (,)	
14	Zone	Alphanumeric (2)		Zone 3 entered as 03
	Delimiter	Alphanumeric (1)	Comma (,)	
15	Postal Routing Barcode	Numeric (1)		0 no barcode etc.
	Delimiter	Alphanumeric (1)	Comma (,)	
16	Extra Service Code- 1 st Service	Alphanumeric (3)		01
	Delimiter	Alphanumeric (1)	Comma (,)	
17	Fee for Extra Service Code- 1 st Service	Numeric (6)	Defined as 9999.99	\$0.19 entered as 000019
	Delimiter	Alphanumeric (1)	Comma (,)	
18	Extra Service Code- 2nd Service	Alphanumeric (3)		915
	Delimiter	Alphanumeric (1)	Comma (,)	
19	Fee for Extra Service Code- 2nd Service	Numeric (6)	Defined as 9999.99	\$1.40 entered as 000140
	Delimiter	Alphanumeric (1)	Comma (,)	
20	Extra Service Code- 3rd Service	Alphanumeric (3)		921
	Delimiter	Alphanumeric (1)	Comma (,)	
21	Fee for Extra Service Code- 3rd Service	Numeric (6)	Defined as 9999.99	\$1.40 entered as 000140
	Delimiter	Alphanumeric (1)	Comma (,)	
22	Discount Type	Alphanumeric (2)		D1
	Delimiter	Alphanumeric (1)	Comma (,)	
23	Discount Amount	Numeric (7)	Defined as 9999.999	\$1.656 entered as 0001656
	Delimiter	Alphanumeric (1)	Comma (,)	
24	Surcharge Type	Alphanumeric (2)		N1
	Delimiter	Alphanumeric (1)	Comma (,)	
25	Surcharge Amount	Numeric (7)	Defined as 9999.999	\$1.656 entered as 0001656
	Delimiter	Alphanumeric (1)	Comma (,)	
26	Customer Reference Number	Alphanumeric (30)	Customer's Internal Reference Number	

Appendix F – eVS Postage Payment Extract Files

Payment Extract File Format v1.1 - Payment Extract Detail Line, comma delimited				
Position #	Field Name	Format / Max Size	Description/	Example
	Delimiter	Alphanumeric (1)	Comma (,)	
Fields 27 through 31 are not included in the partial payment extract.				
27	Price Type (Commercial, Commercial Plus etc.)	Alphanumeric (3)		'P' – Published 'CB' – Commercial Base (For PM/EX) 'CP' – Commercial Plus (For PM/EX) 'CPC' – Commercial Plus Cubic (For PM) 'C' - Contract
	Delimiter	Alphanumeric (1)	Comma (,)	
28	Mailer Postage	Numeric (7)	Defined as 9999.999	\$5.69 entered as 0005690
	Delimiter	Alphanumeric (1)	Comma (,)	
29	USPS Calculated Manifest Postage	Numeric (7)	Defined as 9999.999	\$5.69 entered as 0005690
	Delimiter	Alphanumeric (1)	Comma (,)	
30	Payment Status	Alphanumeric (20)		'PROCESSED' 'PENDING' 'ERROR' 'CLOSED'
	Delimiter	Alphanumeric (1)	Comma (,)	
31	Transaction ID	Alphanumeric (19)		'2010032217250900M2'

File naming convention:

The payment system (eVS) will generate the payment extract files using the following naming convention. These files will be sent to the Product Tracking System (PTR) to be forwarded on to the appropriate mailers. The file names received by the mailers may not match this convention depending on the data exchange interface (SFTP, EDI, etc.) used for the transfer.

File Type v1.1	Naming Standard/Example	Corresponding PTR Manifest file
eVS Postage Extract - Complete	eVSPaymentComplete-MID-YYYYMMDD#####.pse example: eVSPaymentComplete-010101010-20091028123456.pse	PTSManifest-20091028123456.raw PTSManifest-20091028123456.cew

Sample File v 1.1

eVS Postage Extract – Complete

H1,1.0,201004280001,9150010101010050403731,9150010101010050403731,20100428094800,201004281810
32,22201,9998
D1,9156010101010131776161,EX,2,000010000,000000,000000,000000,000000,22201,1234,N,E3,00,0,,000000
,,000000,,000000,,0000000,,0000000,C,0016630,0016630,PROCESSED,2010032217250900ME
D1,9156010101010131345616,FC,3,000001000,000000,000000,000000,000000,22201,1234,N,SP,00,1,,000000
,,000000,,000000,,0000000,,0000000,0123456789,P,0001460,0001560,ERROR

Appendix F-2: Version 2.0 File Layout Specification

This section and the next describe the process and file format specifications for the postage payment extract files created to provide status and payment information feedback to the eVS/PRS mailers.

Payment Extract Data Record Formats

eVS will provide **an** extract file containing all header records submitted by the mailer along with the associated detail records. Multiple header records may be combined in a single extract file. A partial group of detail records associated with a single header record may also be sent in multiple extract files. This grouping may not match the consolidated manifest files submitted by the mailer due to the timing and processing of the manifest data by the tracking and payment systems. Mailers may indicate their preference (set in Program Registration) to receive...

1. No payment extract
2. Complete payment extract
3. Partial payment extract (without any postage fields)

NOTES: 1. eVS Mailers should contact the Confirmation Services Support Team at 877-264-9693 to have the

Postage Extract Format Indicator set. 2. eVS Mailers should contact the eVS program office if they would like to receive version 2 of the eVS postage payment extract file. 3. eVS Mailers now have the option to receive their eVS postage payment file every 15 minutes. 4. eVS Mailers should contact the eVS program office if they would like this new “batch” feature turned on.

The payment extract files will contain all rate ingredients reflecting any updates or changes made by eVS along with the postage rate calculated and charged by eVS. The payment life cycle in eVS typically processes the payment for all manifest data received as a one-step process. Hence, a single payment extract reflecting the payment status of ‘PROCESSED’ will be generated by eVS. However, in exceptional scenarios, the payment process may involve multiple or interim steps (i.e. ERROR, PENDING, CLOSED). In these exceptional scenarios, multiple payment extracts may be generated by eVS any time a change in status occurs for payment of specific detail records.

NOTE: Fields 22 through 28 are the new fields (Extra Service Code 4th Service, Extra Service Code 4th Service Fee, Extra Service Code 5th Service, Extra Service Code 5th Service Fee, Destination Country Code, Foreign Postal Code, Customer Reference Number 2)

Header Record

Payment Extract File Format v 2.0 - Payment Extract Header Line, comma delimited				
Position #	Field Name	Format / Max Size	Description	Example
1	Record Type	Alphanumeric (2)	H1	
	Delimiter	Alphanumeric (1)	Comma (,)	
2	File Version Number	Alphanumeric (3)	Version Control Number	2.0
	Delimiter	Alphanumeric (1)	Comma (,)	
3	Transaction ID	Alphanumeric (12)	Transaction ID from the Manifest File	YYYYMMDD####, 200911060001
	Delimiter	Alphanumeric (1)	Comma (,)	
4	EFN (Main Header Record)	Alphanumeric (34)	EFN of first header record processed in the batched files	92750010101010100000000121 (V1.6 or V1.7)
	Delimiter	Alphanumeric (1)	Comma (,)	
5	EFN (Sub Header Record)	Alphanumeric (34)	EFN of header record associated with detail record	9275001010101010100000000121 (V1.6 or V1.7)
	Delimiter	Alphanumeric (1)	Comma (,)	
6	Mailing Date/Time	Alphanumeric (14)	Mailing Date/Time from the Manifest File	YYYYMMDDHHMISS
	Delimiter	Alphanumeric (1)	Comma (,)	
7	Processing Date/Time	Alphanumeric (14)	Date/Time when manifest file was processed by the payment system.	YYYYMMDDHHMISS
	Delimiter	Alphanumeric (1)	Comma (,)	
8	Entry Facility ZIP	Alphanumeric (5)	Entry Facility ZIP Code from the Manifest File	22201
	Delimiter	Alphanumeric (1)	Comma (,)	
9	Entry Facility ZIP+4	Alphanumeric (4)	Entry Facility ZIP+4 Code from the Manifest File	9998

Detail Record

Payment Extract File Format v2.0 - Payment Extract Detail Line, comma delimited				
Position #	Field Name	Format / Max Size	Description	Example
1	Record Type	Alphanumeric (2)	D1	
	Delimiter	Alphanumeric (1)	Comma (,)	
2	PIC	Alphanumeric (34)	IMpb or legacy barcode on package	92023020202020100000001161
	Delimiter	Alphanumeric (1)	Comma (,)	
3	Mail Class	Alphanumeric (2)		PM etc.
	Delimiter	Alphanumeric (1)	Comma (,)	
4	Processing Category	Alphanumeric (1)		3 (Machinable) etc.
	Delimiter	Alphanumeric (1)	Comma (,)	
5	Weight	Numeric (9)	Defined as 99999.9999	14.3 lbs. entered as 000143000
	Delimiter	Alphanumeric (1)	Comma (,)	
6	Dim Weight	Numeric (6)	Defined as 9999.99	7.88 lbs. entered as 000788
	Delimiter	Alphanumeric (1)	Comma (,)	
7	Length	Numeric (5)	Defined as 999.99	30.25 entered as 03025
	Delimiter	Alphanumeric (1)	Comma (,)	
8	Width	Numeric (5)	Defined as 999.99	12.75 entered as 01275
	Delimiter	Alphanumeric (1)	Comma (,)	
9	Height	Numeric (5)	Defined as 999.99	2.50 entered as 00250
	Delimiter	Alphanumeric (1)	Comma (,)	
10	Package Destination ZIP	Alphanumeric (5)		22201
	Delimiter	Alphanumeric (1)	Comma (,)	
11	Destination ZIP+4	Alphanumeric (4)		1234
	Delimiter	Alphanumeric (1)	Comma (,)	
12	Destination Rate Indicator	Alphanumeric (1)		'D' – DDU etc.
	Delimiter	Alphanumeric (1)	Comma (,)	
13	Rate Indicator	Alphanumeric (2)		SP
	Delimiter	Alphanumeric (1)	Comma (,)	
14	Zone	Alphanumeric (2)		Zone 3 entered as 03
	Delimiter	Alphanumeric (1)	Comma (,)	
15	Postal Routing Barcode	Numeric (1)		0 no barcode etc.
	Delimiter	Alphanumeric (1)	Comma (,)	
16	Extra Service Code- 1st Service	Alphanumeric (3)		01
	Delimiter	Alphanumeric (1)	Comma (,)	
17	Fee for Extra Service Code- 1st Service	Numeric (6)	Defined as 9999.99	\$0.19 entered as 000019
	Delimiter	Alphanumeric (1)	Comma (,)	
18	Extra Service Code- 2nd Service	Alphanumeric (3)		915
	Delimiter	Alphanumeric (1)	Comma (,)	
19	Fee for Extra Service Code- 2nd Service	Numeric (6)	Defined as 9999.99	\$1.40 entered as 000140
	Delimiter	Alphanumeric (1)	Comma (,)	

Appendix F – eVS Postage Payment Extract Files

Payment Extract File Format v2.0 - Payment Extract Detail Line, comma delimited				
Position #	Field Name	Format / Max Size	Description	Example
20	Extra Service Code- 3rd Service	Alphanumeric (3)		921
	Delimiter	Alphanumeric (1)	Comma (,)	
21	Fee for Extra Service Code- 3rd Service	Numeric (6)	Defined as 9999.99	\$1.40 entered as 000140
	Delimiter	Alphanumeric (1)	Comma (,)	
22	Extra Service Code- 4th Service	Alphanumeric (3)		940
	Delimiter	Alphanumeric (1)	Comma (,)	
23	Fee for Extra Service Code- 4th Service	Numeric (6)	Defined as 9999.99	\$0.19 entered as 000019
	Delimiter	Alphanumeric (1)	Comma (,)	
24	Extra Service Code- 5th Service	Alphanumeric (3)		950
	Delimiter	Alphanumeric (1)	Comma (,)	
25	Fee for Extra Service Code- 5th Service	Numeric (6)	Defined as 9999.99	\$0.19 entered as 000019
	Delimiter	Alphanumeric (1)	Comma (,)	
26	Destination Country Code	Alphanumeric (2)		CH
	Delimiter	Alphanumeric (1)	Comma (,)	
27	Foreign Postal Code	Alphanumeric (10)		A0A9A0
	Delimiter	Alphanumeric (1)	Comma (,)	
28	Customer Reference Number 2	Alphanumeric (30)	Customer's 2nd Internal Reference Number	30567898765
	Delimiter	Alphanumeric (1)	Comma (,)	
29	Discount Type	Alphanumeric (2)		D1
	Delimiter	Alphanumeric (1)	Comma (,)	
30	Discount Amount	Numeric (7)	Defined as 9999.999	\$1.656 entered as 0001656
	Delimiter	Alphanumeric (1)	Comma (,)	
31	Surcharge Type	Alphanumeric (2)		N1
	Delimiter	Alphanumeric (1)	Comma (,)	
32	Surcharge Amount	Numeric(7)	Defined as 9999.999	\$1.656 entered as 0001656
	Delimiter	Alphanumeric (1)	Comma (,)	
33	Customer Reference Number	Alphanumeric (30)	Customer's Internal Reference Number	
	Delimiter	Alphanumeric (1)	Comma (,)	
Fields 34 through 38 are not included in the partial payment extract.				
34	Price Type (Commercial, Commercial Plus etc.)	Alphanumeric (3)		'P' – Published 'CB' – Commercial Base (For PM/EX) 'CP' – Commercial Plus (For PM/EX) 'CPC' – Commercial Plus Cubic (For PM) 'C' - Contract
	Delimiter	Alphanumeric (1)	Comma (,)	
35	Mailer Postage	Numeric (7)	Defined as 9999.999	\$5.69 entered as 0005690
	Delimiter	Alphanumeric (1)	Comma (,)	
36	USPS Calculated Manifest Postage	Numeric (7)	Defined as 9999.999	\$5.69 entered as 0005690

Appendix F – eVS Postage Payment Extract Files

Payment Extract File Format v2.0 - Payment Extract Detail Line, comma delimited				
Position #	Field Name	Format / Max Size	Description	Example
	Delimiter	Alphanumeric (1)	Comma (,)	
37	Payment Status	Alphanumeric (20)		'PROCESSED' 'PENDING' 'ERROR' 'CLOSED'
	Delimiter	Alphanumeric (1)	Comma (,)	
38	Transaction ID	Alphanumeric (19)		'2010032217250900M2'

File naming convention:

The payment system (eVS) will generate the payment extract files using the following naming convention. These files will be sent to the tracking system (PTR) to be forwarded on to the appropriate mailers. The file names received by the mailers may not match this convention depending on the data exchange interface (SFTP, EDI, etc.) used for the transfer.

File Type v2.0	Naming Standard/Example	Corresponding PTR Manifest file
eVS Postage Extract	eVSPaymentComplete-MID-YYYYMMDD#####.pse example: eVSPaymentComplete-010101010-20091028123456.pse	PTSManifest-20091028123456.raw PTSManifest-20091028123456.cew

eVS Postage Extract – Complete

H1,2.0,201004280001,9150010101010050403731,9150010101010050403731,20100428094800,201004281810
32,22201,1234
D1,9156010101010131776161,EX,2,000010000,000000,000000,000000,000000,22201,1234,N,E3,00,0,,000000
,,000000,,000000,,000000,,000000,JP,A0A9A0,30567898765,,000000,,000000,C,0016630,0016630,PROCES SED,201003221725090M,
D1,9156010101010131345616,FC,3,000001000,000000,000000,000000,000000,22201,1234,N,SP,00,1,,000000
,,000000,,000000,,000000,,000000,LP,A0A9A4,30567898766,,000000,,000000,P,0001460,0001560,ERROR,,

Appendix G: Scan Data Extract Files

Appendix G-1: Scan Data Extract File Version 1.5 File Layout Specification

NOTE: This file is a quote and comma-delimited fixed length strings, Record Length = 403 bytes).

In addition to the scan events, this file also contains the daily-unmanifested scans for eVS customers. The daily unmanifested IMpb scans will be provided in the 1.5 file version as documented below and the unmanifested legacy scans will be provided in the 1.3 file version.

Record Position	Field Name	Format (Size)	Description	Example	File Content Rules Rules and Limitations
001-001	Delimiter	A(1)	Quote delimiter.	"	"
002-004	USPS Event Extract File Version	N(3)	USPS Extract Version Number	Entered as: 015	
005-007	Delimiter	A(3)	Quote, comma, quote delimiter.	","	","
008-041	Tracking Number	A(34)	The tracking number used on package. This field can contain a legacy confirmation services barcode or IMpb.	IMpb 4202218192123912345 67812345670 or 9212391234567812345 670 Legacy 910596900872600000 002	For IMpbs, the encoded tracking number used on the package will be provided. If encoded tracking number includes the postal routing information then this information will also be included. For legacy barcodes, the tracking number will be provided. The postal
042-044	Delimiter	A(3)	Quote, comma, quote delimiter.	","	","
045-078	Electronic File Number	A(34)	Unique number assigned to identify the electronic file.	9275012345678912345 678	Taken from the Electronic File Header Record, positions 004-037 when the manifest file has been posted. Field is not populated when PTR provides
079-081	Delimiter	A(3)	Quote, comma, quote delimiter.	","	","
082-090	Mailer ID	A(9)	Mailer ID number unique to this mailer as shown in the Postal Service database. Six- or Nine-digit MID.	912345678 or 612345	Taken from the Electronic File Header Record, positions 009-014 or 009-017 when the manifest file has been posted. Field is not populated
091-093	Delimiter	A(3)	Quote, comma, quote delimiter.	","	","
094-113	Mailer Name	A(20)	Mailer name associated with MID.	ABC Company	
114-116	Delimiter	A(3)	Quote, comma, quote delimiter.	","	","
117-121	Destination ZIP Code	A(5)	Destination ZIP Code.	33511	Taken from the Electronic File Detail Record 1, positions 047-051 when the manifest file has been posted. Field is not populated when PTR provides
122-124	Delimiter	A(3)	Quote, comma, quote delimiter.	","	","
125-128	Destination ZIP+4	A(4)	Destination ZIP+4	1857	Taken from the Electronic File Detail Record 1, positions 052-055 when the manifest file has been posted. Field is not populated when PTR provides
129-131	Delimiter	A(3)	Quote, comma, quote delimiter.	","	","
132-136	Scanning Facility ZIP	A(5)	Scanning Facility ZIP	21201	If scanning event, 5-digit ZIP Code of facility. If manifest event, entry
137-139	Delimiter	A(3)	Quote, comma, quote delimiter.	","	","

Record Position	Field Name	Format (Size)	Description	Example	File Content Rules Rules and Limitations
140-170	Scanning Facility Name	A(31)	Name of Postal Service facility or city/state where the event occurred.	Baltimore, MD	Provided by the Postal Service. Further defined for city/state event: 28 characters for city, 1 for comma, 2 for state alpha abbreviation. If the Scanning Facility
171-173	Delimiter	A(3)	Quote, comma, quote delimiter.	“ ” ,	“ ” ,
174-175	Event Code	A(2)	Code for tracking event.	01	See Appendix G-4: Event Codes
176-178	Delimiter	A(3)	Quote, comma, quote delimiter.	“ ” ,	“ ” ,
179-218	Event Name	A(40)	Name of tracking event corresponding to Event Code.	Manifested Event Name: Delivered	See Appendix G-4: Event Codes
219-221	Delimiter	A(3)	Quote, comma, quote delimiter.	“ ” ,	“ ” ,
222-229	Event Date	N(8)	Date of tracking event.	20090515	YYYYMMDD
230-232	Delimiter	A(3)	Quote, comma, quote delimiter.	“ ” ,	“ ” ,
233-236	Event Time	N(4)	Time of tracking event.	1315	HHMM
237-239	Delimiter	A(3)	Quote, comma, quote delimiter.	“ ” ,	“ ” ,
240-248	Mail Owner Mailer ID	A(9)	Mail Owner Mailer ID. Six- or Nine-digit MID.	941233312 or 612345	Taken from the Electronic File Detail Record 1, positions 84-92 when the manifest file has been posted. Field is not populated when PTR provides
249-251	Delimiter	A(3)	Quote, comma, quote delimiter.	“ ” ,	“ ” ,
252-281	Customer Reference Number	A(30)	Used for customer internal identification purposes.	1223ABC	Taken from the Electronic File Detail Record 1, positions 216-245 when the manifest file has been posted. Field is not populated when PTR provides
282-284	Delimiter	A(3)	Quote, comma, quote delimiter.	“ ” ,	“ ” ,
285-286	Destination Country Code	A(2)	Two-character standardized IMM International country code.	GB	International mail only. Taken from the Electronic File Detail Record 1, positions 057-058 when the manifest file has been posted. Field is not populated when PTR provides the Event data before
287-289	Delimiter	A(3)	Quote, comma, quote delimiter	“ ” ,	“ ” ,
290-309	Recipient Name	A(20)	Name of recipient for Signature Confirmation and Priority Mail Express service.	DOE J	Last name, space, first initial when the manifest file has been posted. Field is not populated when PTR provides the Event data before the manifest has been
310-312	Delimiter	A(3)	Quote, comma, quote delimiter	“ ” ,	“ ” ,
313-346	Original Label	A(34)	Label ID associated with original label created online.		Included only if an online label was re-labeled at a retail location when services
347-349	Delimiter	A(3)	Quote, comma, quote delimiter	“ ” ,	“ ” ,

Record Position	Field Name	Format (Size)	Description	Example	File Content Rules Rules and Limitations
350-350	Unit of Measure Code	N(1)	Unit of measurement for mailpiece: '1' – LBS '2' – OZ '3' – KILOS	1 If not available 0	Included only when the Postal Service captures the weight of the mailpiece when the manifest file has been posted. Field is not populated when PTR provides
351-353	Delimiter	A(3)	Quote, comma, quote delimiter	“,”	“,”
354-362	Weight	N(9)	Mailpiece weight. In unit of measure and significant to 4 decimal positions.	00143250 If not available 00000000	Taken from the Electronic File Detail Record 1, positions 363 – 371 when the manifest file has been posted. Field is not populated
363-365	Delimiter	A(3)	Quote, comma, quote delimiter.	“,”	“,”
366-373	Guaranteed Delivery Date	N(8)	Date of tracking event.	20090515 If not available 00000000	YYYYMMDD Field is not populated when PTR provides the Event data before the manifest has been
74-376	Delimiter	A(3)	Quote, comma, quote delimiter.	“,”	“,”
377-380	Guaranteed Delivery Time	N(4)	Time of tracking event.	1315 If not available 00000000	HHMM
381-383	Delimiter	A(3)	Quote, comma, quote delimiter.	“,”	“,”
384-392	Logistics Manager Mailer ID	A(9)	Logistics Manager Mailer ID.	912345678 or 612345	Taken from the Electronic File Detail Record 1, positions 75-83 when the manifest file has been posted. Field is not populated when PTR provides
393-395	Delimiter	A(3)	Quote, comma, quote delimiter.	“,”	“,”
396-402	Filler	A(7)	Filler for future use.		Space-filled
403-403	Delimiter	A(1)	Quote delimiter	”	”

Appendix G-2: Scan Extract File Version 1.6 File Layout Specification

File Definitions

- File Type: Fixed Length
- Record Length: 899
- Delimiter Type: Quote, comma, quote delimiter

Detail Record						
Record Position	Field Name	Format	Length	Description	Example	Content Rules and Limitations
001-001	Delimiter	A	1	Quote delimiter	"	"
002-004	Version Number	A	3			Always 016
005-007	Delimiter	A	3	Quote, comma, quote delimiter	","	","
008-041	Tracking Barcode Number	A	34	Tracking barcode number used on package. Will include routing information and Package Identification Code (PIC) when Concatenated IMpb is printed on the label. If mailpiece is over-labeled, will contain over-labeled number.		See Appendix J, Table 1 for the barcode construct formats.
042-044	Delimiter	A	3	Quote, comma, quote delimiter	","	","
045-078	Electronic File Number	A	34	Unique number assigned to identify the electronic file.	'92750123456 78912345678'	Taken from the Shipping Services File Header Record when the manifest file has been posted. Field is populated with spaces when PTR provides the event data before the manifest has been received.
079-081	Delimiter	A	3	Quote, comma, quote delimiter	","	","

Detail Record						
Record Position	Field Name	Format	Length	Description	Example	Content Rules and Limitations
082-090	Mailer ID	A	9	Mailer ID number unique to this mailer as shown in the Postal Service database. Six- or Nine-digit MID.	912345678 or 612345	Taken from the Electronic File Number when the manifest file has been posted. Daily Unmanifested – Mailer ID is populated.
091-093	Delimiter	A	3	Quote, comma, quote delimiter	" , "	" , "
094-113	Mailer Name	A	20	Mailer name associated with Mailer ID.	'ABC Company'	Mailer Name associated with the Mailer ID in the Electronic File Number. Daily Unmanifested – Mailer Name is populated.
114-116	Delimiter	A	3	Quote, comma, quote delimiter	" , "	" , "
117-121	Destination ZIP Code	N	5	Destination ZIP Code.	33511	Taken from the Shipping Services File Detail Record when the manifest file has been posted. Field is populated with spaces when PTR provides the event data before the manifest has been received.
122-124	Delimiter	A	3	Quote, comma, quote delimiter	" , "	" , "
125-128	Destination (ZIP)+4	A	4	Destination ZIP +4	1857	Taken from the Shipping Services File Detail Record when the manifest file has been posted. Field is populated with spaces when PTR provides the event data before the manifest has been received.
129-131	Delimiter	A	3	Quote, comma, quote delimiter	" , "	" , "

Detail Record						
Record Position	Field Name	Format	Length	Description	Example	Content Rules and Limitations
132-136	Scanning Facility ZIP	N	5	Scan facility ZIP Code.	21201	If scan event, 5-digit ZIP Code of facility. If manifest event, entry facility ZIP Code.
137-139	Delimiter	A	3	Quote, comma, quote delimiter	" , "	" , "
140-170	Scanning Facility Name	A	31	Name of Postal Service facility or city/state where event happened.	'Baltimore, MD'	The maximum allowable bytes for city is 28. The remaining bytes are used for the comma and the 2-digit alpha abbreviation for state or country. For domestic events, i.e., events with a Domestic Indicator of 'Y' in the Event Code Ref table, PTR defines the city/state event: 28 characters for city, 1 for comma, 2 for state alpha abbreviation. If the Scanning Facility ZIP Code is invalid, the description in this field will state "UNKNOWN". PTR-2 determines whether to display the city and/or state based on the Event Script Rule table.
	Scanning Facility Name					For international events, i.e., events with a Domestic Indicator of 'N' in the Event Code Ref table, PTR will populate the Scanning Facility Name using the below logic, deviating from Publication 91: For each event, PTR retrieves the display attributes for city and country from the Event Script Rule table to determine if the city and/or country are displayable. If the attribute for display has a 'Y,' PTR retrieves the value for the Event City and/or Event Country for the event. The values are then concatenated into the proper format based on the below rules. The format for international events: 'CITY, COUNTRY CODE' when city and country both have displayable values. 'CITY' when city has a displayable value, but country does not have a value or is not displayable. 'COUNTRY CODE' when the country has a displayable value, but city does not have a value or is not displayable. Spaces when no value is

Detail Record						
Record Position	Field Name	Format	Length	Description	Example	Content Rules and Limitations
						available for city or country or both are not displayable.
171-173	Delimiter	A	3	Quote, comma, quote delimiter	" , "	" , "
174-175	Event Code	A	2	Code for tracking event.	'01'	
176-178	Delimiter	A	3	Quote, comma, quote delimiter	" , "	" , "
179-218	Event Name	A	40	Name of tracking event corresponding to Event Code.	Manifested event description: 'Delivered'	Event Name will differ from established event descriptions, for the following situations: If the mailpiece is manifested, the Event Name will be provided as the event name associated with the Event Code.
219-221	Delimiter	A	3	Quote, comma, quote delimiter	" , "	" , "
222-229	Event Date	N	8	Date of tracking event.	20090515	YYYYMMDD
230-232	Delimiter	A	3	Quote, comma, quote delimiter	" , "	" , "

Detail Record						
Record Position	Field Name	Format	Length	Description	Example	Content Rules and Limitations
233-236	Event Time	N	4	Time of tracking event.	1315	HHMM
237-239	Delimiter	A	3	Quote, comma, quote delimiter	" , "	" , "
240-248	Mail Owner Mailer ID	N	9	Mail Owner Mailer ID.	941233312	Taken from the Shipping Services File Detail Record when the manifest has been posted. Field is populated with spaces when PTR provides the event data before the manifest has been received.
249-251	Delimiter	A	3	Quote, comma, quote delimiter	" , "	" , "
252-281	Customer Reference Number 1	A	30	Used for customer internal identification purposes.	'1223ABC'	Taken from the Shipping Services File Detail Record when the manifest has been posted. Field is populated with spaces when PTR provides the event data before the manifest has been received.
282-284	Delimiter	A	3	Quote, comma, quote delimiter	" , "	" , "
285-286	Destination Country Code	A	2	Two character standardized IMM International country code.	'GB'	International mail only. Taken from the Shipping Services File Detail Record when the manifest has been posted. Field is populated with spaces when PTR provides the event data before the manifest has been received.
287-289	Delimiter	A	3	Quote, comma, quote delimiter	" , "	" , "

Detail Record						
Record Position	Field Name	Format	Length	Description	Example	Content Rules and Limitations
290-309	Recipient Name	A	20	Name of Recipient for Signature Confirmation and Priority Mail Express service.	'DOE J'	Taken from the scanner/POS when mailpiece is delivered (signed for). Field is populated with spaces when PTR provides the event data before the manifest has been received.
310-312	Delimiter	A	3	Quote, comma, quote delimiter	" , "	" , "
313-346	Original Tracking Number	A	34			Taken from the Shipping Services File Detail Record Original Tracking Number field. Field is populated with spaces when PTR provides the event data before the manifest has been received.
347-349	Delimiter	A	3	Quote, comma, quote delimiter	" , "	" , "
350-350	Unit of Measure Code	N	1	Unit of measurement for mailpiece: 1 – LBS 2 – OZ 3 – KILOS	1	Taken from the Shipping Services File Detail Record and included only when the Postal Service captures the weight of the mailpiece, when the manifest has been posted. Field is populated with spaces when PTR provides the event data before the manifest has been received.
351-353	Delimiter	A	3	Quote, comma, quote delimiter	" , "	" , "
354-362	Weight	N	9	Mailpiece weight. In unit of measure and significant to 4 decimal positions.	Value is 00143250 for 14.3. If not available, then 000000000	Taken from the Shipping Services File Detail Record when the manifest has been posted. Field is populated with zeroes when PTR provides the event data before the manifest has been received.
363-365	Delimiter	A	3	Quote, comma, quote delimiter	" , "	" , "

Detail Record						
Record Position	Field Name	Format	Length	Description	Example	Content Rules and Limitations
366-373	Service Guarantee Delivery Date	N	8	Service Guarantee Delivery Date	20090515 If not available, then 00000000	<p>Format: YYYYMMDD</p> <p>The Service Guarantee Delivery Date field shall be provided for Priority Mail Express, PMG, and GXG.</p> <p>The Service Guarantee Delivery Date field shall be populated for the first 'TM' (Shipping Acceptance), 'OA' (Origin Acceptance) or '03' (Accept or Pickup) event for the Priority Mail Express, PMG, and GXG mailpieces.</p> <p>The Service Guarantee Delivery Date shall 'TM' (Shipping Acceptance), 'OA' (Origin Acceptance) or '03' (Accept or Pickup) event is lower than the event associated with the current Service Guarantee Delivery Date according to the order of precedence.</p> <p>Field is populated with zeroes when PTR provides the event data before the manifest has been received or the event was manually released from SDC Hold.</p>
374-376	Delimiter	A	3	Quote, comma, quote delimiter	" , "	" , "
377-380	Service Guarantee Delivery Time	N	4	Service Guarantee Delivery Date	1315 If not available, then 0000	<p>Format: HHMM</p> <p>The Service Guarantee Delivery Time field shall be provided for Priority Mail Express, PMG, and GXG.</p> <p>The Service Guarantee Delivery Time field shall be populated for the first 'TM' (Shipping Acceptance), 'OA' (Origin Acceptance) or '03' (Accept or Pickup) event for the Priority Mail Express, PMG, and GXG mailpieces.</p> <p>The Service Guarantee Delivery Time shall be updated with the best acceptance if the 'TM' (Shipping Acceptance), 'OA' (Origin Acceptance) or '03' (Accept or Pickup) event is lower than the event associated with the current Service Guarantee Delivery Time according to the order of precedence.</p> <p>Field is populated with zeroes when PTR provides the event data before the manifest has been received or the event was manually released from SDC Hold.</p>

Detail Record						
Record Position	Field Name	Format	Length	Description	Example	Content Rules and Limitations
381-383	Delimiter	A	3	Quote, comma, quote delimiter	" , "	" , "
384-392	Logistics Manager Mailer ID	A	9	MID of company that manages the mailing of this shipment. This would be a different company other than the consolidator. Six or Nine Digit Mailer ID.	941233312	Taken from the Shipping Services File Detail Record 1. Field is populated with spaces when PTR provides the event data before the manifest has been received.
393-395	Delimiter	A	3	Quote, comma, quote delimiter	" , "	" , "
396-403	Expected Delivery Date	N	8	The Expected Delivery Date for the mailpiece.	20090515 if not available, then 00000000	Format : YYYYMMDD <input type="checkbox"/> The events for which the Scheduled Delivery Date field will be provided for in the Event Extract shall be configurable. <input type="checkbox"/> The "03" (Accept or Pickup) event shall be defined as a configurable schedule delivery date event and the populate indicator equals "Y". <input type="checkbox"/> The 'OA' (Origin Acceptance) event shall be defined as a configurable schedule delivery date event and the populate indicator equals "Y". <input type="checkbox"/> The 'OD' (Processed at Destination Facility) event shall be defined as a configurable schedule delivery date event and the populate indicator equals "N". <input type="checkbox"/> The 'TM' (Shipment Acceptance) event shall be defined as a configurable schedule delivery date event and the populate indicator equals "N". The Expected Delivery Date field shall be initially populated for the first event where the populated indicator equals "Y". The Expected Delivery Date field shall be updated for each event where the populated indicator equals "Y", if the event is higher than the scan event associated with the current Expected Delivery Date according, to the order of precedence. Field is populated with zeroes when PTR provides the event

Detail Record						
Record Position	Field Name	Format	Length	Description	Example	Content Rules and Limitations
						data before the manifest has been received or the event was manually released from SDC Hold.
404-406	Delimiter	A	3	Quote, comma, quote delimiter	" , "	" , "
407-407	Delivery Date Modification Indicator	A	1		'1'	<p>When the Expected Delivery Date field is first populated or the Expected Delivery Date is updated and the new Expected Delivery Date is the same as the original value of the Scheduled Delivery Date, the Delivery Date Modification Indicator shall store '1' (i.e., the delivery will be on time) to the Delivery Date Modification Indicator associated with the event.</p> <p>If the Expected Delivery Date is updated, and the new Expected Delivery Date is less than the original value of the Scheduled Delivery Date, the Delivery Date Modification Indicator field shall store '2' (i.e., the delivery will be early) to the Delivery Date Modification Indicator associated with the event.</p> <p>If the Expected Delivery Date is updated, and the new Expected Delivery Date is greater than the original value of the Scheduled Delivery Date, the Delivery Date Modification Indicator shall store '3' (i.e., the delivery will be late) to the Delivery Date Modification Indicator associated with the event.</p> <p>Field is populated with spaces when PTR provides the event data before the manifest has been received or the event was manually released from SDC Hold.</p>
408-410	Delimiter	A	3	Quote, comma, quote delimiter	" , "	" , "

Detail Record						
Record Position	Field Name	Format	Length	Description	Example	Content Rules and Limitations
411-418	Predicted Delivery Date	N	8	Predicted date of delivery.	00000000	<p>FOR FUTURE USE</p> <p>Format : YYYYMMDD</p> <p>The Predicted Delivery Date information will only be provided if the customer's Predicted Delivery Date Indicator equals "Y" and the Predicted Delivery Date value is not equal to the Expected Delivery Date value at the mailpiece level.</p> <p><input type="checkbox"/> For instance, if both the PDD and the SDD are 09/25/13, the PDD is not included in the file. However, if the SDD is 09/24/13 and the PDD is 09/25/13, then include the PDD in the file.]</p> <p>Field is populated with zeroes when PTR provides the event data before the manifest has been received.</p>
419-421	Delimiter	A	3	Quote, comma, quote delimiter	" , "	" , "
422-429	Start the Clock Date	N	8	Start the clock date.	00000000	<p>FOR FUTURE USE</p> <p>Format : YYYYMMDD</p> <p>The Start the Clock Date information will only be provided if the customer's start the clock date indicator equals "Y" and the event is a start the clock event.</p> <p>Field is populated with zeroes when PTR provides the event data before the manifest has been received or the event was manually released from SDC Hold.</p>
430-432	Delimiter	A	3	Quote, comma, quote delimiter	" , "	" , "
433-433	Start the Clock Date Modified Indicator	A	1	Indicates if the Start the Clock Date has been modified. Future Values: <input type="checkbox"/> 'Y' <input type="checkbox"/> 'N' <input type="checkbox"/> space		<p>FOR FUTURE USE</p> <p>Value is always spaces</p>

Detail Record						
Record Position	Field Name	Format	Length	Description	Example	Content Rules and Limitations
434-436	Delimiter	A	3	Quote, comma, quote delimiter	" , "	" , "
437-470	Container ID 1	A	34	Barcode on container. This may be a valid IMpb, IM Container Barcode, IM Tray Barcode, or a Trailer Placard Barcode.	'222010127123456789912345'	Taken from the Shipping Services File Detail Record. Provided only for scans on customer containers (O&D, 99M, and 24- digit IMCB) and the mailpieces within those containers. Field is populated with spaces when PTR provides the event data before the manifest has been received.
471-473	Delimiter	A	3	Quote, comma, quote delimiter	" , "	" , "
474-475	Container Type 1	A	2	Describes type of container for Container ID 1.	SK	Taken from the Shipping Services File Detail Record. Provided only for scans on customer containers (O&D, 99M, and 24-digit IMCB) and the mailpieces within those containers. Field is populated with spaces when PTR provides the event data before the manifest has been received.
476-478	Delimiter	A	3	Quote, comma, quote delimiter	" , "	" , "
479-512	Container ID 2	A	34	Barcode on container. This may be a valid IMpb, IM Container Barcode, IM Tray Barcode, or a Trailer Placard Barcode.	'99N123456789000012345678'	Taken from the Shipping Services File Detail Record. Provided only for scans on customer containers (O&D, 99M, and 24-digit IMCB) and the mailpieces within those containers. Field is populated with spaces when PTR provides the event data before the manifest has been received.

Detail Record						
Record Position	Field Name	Format	Length	Description	Example	Content Rules and Limitations
513-515	Delimiter	A	3	Quote, comma, quote delimiter	" , "	" , "
516-517	Container Type 2	A	2	Describes type of container for Container ID 2	'PT'	Taken from the Shipping Services File Detail Record. Provided only for scans on customer containers (O&D, 99M, and 24-digit IMCB) and the mailpieces within those containers. Field is populated with spaces when PTR provides the event data before the manifest has been received.
518-520	Delimiter	A	3	Quote, comma, quote delimiter	" , "	" , "
521-554	Container ID 3	A	34	Barcode on container. This may be a valid IMpb, IM Container Barcode, IM Tray Barcode, or a Trailer Placard Barcode.	'99T123456789123'	Taken from the Shipping Services File Detail Record. Provided only for scans on customer containers (O&D, 99M, and 24-digit IMCB) and the mailpieces within those containers. Field is populated with spaces when PTR provides the event data before the manifest has been received.
555-557	Delimiter	A	3	Quote, comma, quote delimiter	" , "	" , "
558-559	Container Type 3	A	2	Describes type of container for Container ID 3	'BL'	Taken from the Shipping Services File Detail Record. Provided only for scans on customer containers (O&D, 99M, and 24-digit IMcb) and the mailpieces within those containers. Field is populated with spaces when PTR provides the event data before the manifest has been received.

Detail Record						
Record Position	Field Name	Format	Length	Description	Example	Content Rules and Limitations
560-562	Delimiter	A	3	Quote, comma, quote delimiter	" , "	" , "
563-573	Postal Code	A	11	Foreign country postal code.	'AOA9A0'	Taken from the Shipping Services File Detail Record. Field is populated with spaces when PTR provides the event data before the manifest has been received.
574-576	Delimiter	A	3	Quote, comma, quote delimiter	" , "	" , "
577-624	Delivery Address	A	48	Delivery address in the destination address or Standardized Address.	'123 MAIN ST'	Delivery Address is not extracted if event ZIP Code is different from manifest destination ZIP Code. Extracted for 01 ('Delivered'), 43 ('Picked Up'), and MA ('Electronic Shipping Info Received') scan events. Not extracted for 01 or 43 scan events if recalled/package intercept ('44'), forwarded ('06'), refused ('04'), or returned ('09') scan events exist for the mailpiece. Not extracted if 31 ('Return to Sender / Not Picked Up'), 32 ('Dead Mail /Disposed by Post Office'), or 33 ('Dead Mail / Sent to Recovery Center') scan events exist for the mailpiece. Field is populated with spaces when PTR provides the event data before the manifest has been received.
625-627	Delimiter	A	3	Quote, comma, quote delimiter	" , "	" , "
628-657	Customer Reference Number 2	A	30	Customer's internal reference number.		Taken from the Shipping Services File Detail Record. Field is populated with spaces when PTR provides the event data before the manifest has been received.

Detail Record						
Record Position	Field Name	Format	Length	Description	Example	Content Rules and Limitations
658-660	Delimiter	A	3	Quote, comma, quote delimiter	" , "	" , "
661-663	Ancillary Service Endorsement	A	3	Address correction service code and option.		Taken from the Shipping Services File Detail Record. Field is populated with spaces when PTR provides the event data before the manifest has been received.
664-666	Delimiter	A	3	Quote, comma, quote delimiter	" , "	" , "
667-675	Address Service Participant Code	A	9	6 or 9 digit Mailer ID or a 7 digit alphanumeric code.		Taken from the Shipping Services File Detail Record. Field is populated with spaces when PTR provides the event data before the manifest has been received.
676-678	Delimiter	A	3	Quote, comma, quote delimiter	" , "	" , "
679-688	Status	A	10	Package status.	eSOL	Format: eSOL Field is populated with "eSOL" when electronic signature online has been received.
689-691	Delimiter	A	3	Quote, comma, quote delimiter	" , "	" , "
692-707	Facility Identifier	A	16	Identifier of facility.		FOR FUTURE USE Value is always spaces

Detail Record						
Record Position	Field Name	Format	Length	Description	Example	Content Rules and Limitations
708-710	Delimiter	A	3	Quote, comma, quote delimiter	" , "	" , "
711-730	Facility Type	A	20	Type of Facility.		FOR FUTURE USE Value is always spaces
731-733	Delimiter	A	3	Quote, comma, quote delimiter	" , "	" , "
734-741	GMT Time	A	8	GMT Time Format.	10:23:00	Format: HH:MM:SS Field is populated with zeroes when PTR provides the event data before the manifest has been received.
742-744	Delimiter	A	3	Quote, comma, quote delimiter	" , "	" , "
745-752	GMT Offset	A	8	GMT Offset.		Field is populated with spaces when PTR provides the event data before the manifest has been received.
753-755	Delimiter	A	3	Quote, comma, quote delimiter	" , "	" , "
756-767	GPS Latitude	A	12	Latitude.	+ -xx.xxxxxxx if not available, then 000000000000	FOR FUTURE USE The GPS Latitude information will only be provided if the customer's GPS Info Received Indicator equals "Y". Defaults to zeroes, when the information is not provided.

Detail Record						
Record Position	Field Name	Format	Length	Description	Example	Content Rules and Limitations
768-770	Delimiter	A	3	Quote, comma, quote delimiter	" , "	" , "
771-782	GPS Longitude	A	12	Longitude.	+ -xx.xxxxxxx if not available, then 000000000000	FOR FUTURE USE The GPS Longitude information will only be provided if the customer's GPS Info Received Indicator equals "Y". Defaults to zeroes, when the information is not provided.
783-785	Delimiter	A	3	Quote, comma, quote delimiter	" , "	" , "
786-787	IMpb Compliance Report Code	A	2	IMpb Compliance Report Code Possible Values: 16 – OK 17- BQ 18 – MQ 19 – AQ 20 – PC 21 – KO 22 – KO 32 – BQ, MQ 33 – BQ, AQ 34 – MQ, AQ 50 – BQ, MQ, AQ	3	<ul style="list-style-type: none"> - Field is populated for every MA, Shipping Partner, and/or physical Scan Event - Field is populated with spaces when not the "MA" event, Shipping Partner, and/or Physical Scan Event <p>See Appendix J, Table - 16</p>
788-790	Delimiter	A	3	Quote, comma, quote delimiter	" , "	" , "
791-792	Address Standardized Indicator	A	2	Indicates if the delivery address information is the original address as provided in the shipping services file, if the delivery address has been standardized or if the delivery address information is invalid address.	01	See Appendix J, Table - 17
793-795	Delimiter	A	3	Quote, comma, quote delimiter	" , "	" , "
796-803	Posting Date	N	8	The date the "MA" event was created.	20130308 If not available then 00000000	FOR FUTURE USE YYYYMMDD The Posting Date will only be provided if the customer's Posting Date Indicator equals "Y" and the Event Code = "MA". If the Event Code is not equal to "MA" then this field will be zeroes.
804-806	Delimiter	A	3	Quote, comma, quote delimiter	" , "	" , "
807-810	Posting Time	N	4	The time the "MA" event was created.	1315 If not available then 0000	FOR FUTURE USE HHMM The Posting Time will only be provided if the customer's Posting Date Indicator equals "Y" and the Event Code = "MA".

Detail Record						
Record Position	Field Name	Format	Length	Description	Example	Content Rules and Limitations
						If the Event Code is not equal to "MA" then this field will be zeroes.
811-813	Delimiter	A	3	Quote, comma, quote delimiter	" , "	" , "
814-815	Barcode Input Method	A	2	Barcode Input Method	S	<p>If the event comes from one of the following sources: IMDAS (handheld scanners), Surface Visibility or POS then filed will be populated.</p> <p>Field will be spaces if the source is not IMDAS, Surface Visibility or POS.</p> <p>C-Container Generated F-Firm Book G-System Generated K-Keyed M-Manually Entered S-Scanned T-System Generated U-POS entry 0-Scanned 1-Keyed 2-Manually Entered 4-Invalid Symbology R-Registered Mail Generated MA-Manifest Generated SP-Shipping Partner Generated</p>
816-818	Delimiter	A	3	Quote, comma, quote delimiter	" , "	" , "
819-824	Start the Clock Time	A	6	Start the Clock Time		<p>FOR FUTURE USE</p> <p>HHMMxx - where xx is AM if the time is 12:00:00 AM (Midnight) through 11:59:59AM and PM if the time is 12:00:00 PM (Noon) through 11:59:59 PM</p> <p>The Start the Clock Time information will only be provided if the customer's start the clock time indicator equals "Y" and the event is a start the clock event.</p> <p>Field is populated with zeroes when PTR provides the event data before the manifest has been received or the event was manually released from SDC Hold.</p>
825-827	Delimiter	A	3	Quote, comma, quote delimiter	" , "	" , "
828-898	Filler	A	71	Filler for future use.		Value is always spaces.
899-899	Delimiter	A	1	Quote delimiter	"	"
900-902	CRLF	A	2	Carriage Return Line Feed		

Appendix G-3: Scan Extract File Version 2.0 File Layout Specification

File Definitions

- File Type: Variable Length
- Delimiter Type: '|' (pipe) delimiter

Detail Record						
Field Position	Field Name	Format	Max Length	Description	Example	Content Rules and Limitations
1.	Version Number	A	3	Version Number of the Extract		Always 020
2.	Delimiter	A	1	Pipe delimiter		
3.	Tracking Barcode Number	A	34	Tracking barcode number used on package. Will include routing information and Package Identification Code (PIC) when concatenated IMpb is printed on the label. If mailpiece is over-labeled, will contain over-labeled number.		See Appendix J, Table 1 for the barcode construct formats.
4.	Delimiter	A	1	Pipe delimiter		
5.	Electronic File Number	A	34	Unique number assigned to identify the electronic file.	'9275012345678912345678'	Taken from the Shipping Services File Header Record when the manifest file has been posted. Field is populated with null when PTR provides the event data before the manifest has been received.
6.	Delimiter	A	1	Pipe delimiter		
7.	Mailer ID	A	9	Mailer ID number unique to this mailer as shown in the Postal Service database. Six- or Nine-digit MID.	912345678 or 612345	Taken from the Electronic File Number when the manifest file has been posted. Daily Unmanifested – Mailer ID is populated
8.	Delimiter	A	1	Pipe delimiter		
9.	Mailer Name	A	20	Mailer name associated with Mailer ID.	'ABC Company'	Mailer Name associated with the Mailer ID in the Electronic File Number. Daily Unmanifested – Mailer Name is populated
10.	Delimiter	A	1	Pipe delimiter		
11.	Destination ZIP Code	N	5	Destination ZIP Code.	33511	Taken from the Shipping Services File Detail Record when the manifest file has been posted. Field is populated with null when PTR provides the event data before the manifest has been received.
12.	Delimiter	A	1	Pipe delimiter		

Detail Record						
Field Position	Field Name	Format	Max Length	Description	Example	Content Rules and Limitations
13.	Destination (ZIP)+4	A	4	Destination ZIP +4	1857	<p>Taken from the Shipping Services File Detail Record when the manifest file has been posted.</p> <p>Field is populated with null when PTR provides the event data before the manifest has been received.</p>
14.	Delimiter	A	1	Pipe delimiter		
15.	Scanning Facility ZIP	N	5	Scan facility ZIP Code.	21201	<p>If scan event, 5-digit ZIP Code of facility.</p> <p>If manifest event, entry facility ZIP Code.</p>
16.	Delimiter	A	1	Pipe delimiter		
17.	Scanning Facility Name	A	31	Name of Postal Service facility or city/state where event happened.	'Baltimore, MD'	<p>The maximum allowable bytes for city is 28. The remaining bytes are used for the comma and the 2-digit alpha abbreviation for state or country.</p> <p>For domestic events, i.e., events with a Domestic Indicator of 'Y' in the Event Code Ref table, PTR defines the city/state event: 28 characters for city, 1 for comma, 2 for state alpha abbreviation. If the Scanning Facility ZIP Code is invalid, the description in this field will state "UNKNOWN". PTR determines whether to display the city and/or state based on the Event Script Rule table.</p> <p>For international events, i.e., events with a Domestic Indicator of 'N' in the Event Code Ref table, PTR will populate the Scanning Facility Name using the below logic, deviating from Publication 91:</p>

Detail Record						
Field Position	Field Name	Format	Max Length	Description	Example	Content Rules and Limitations
	Scanning Facility Name					<p>For each event, PTR retrieves the display attributes for city and country from the Event Script Rule table to determine if the city and/or country are displayable. If the attribute for display has a 'Y,' PTR retrieves the value for the Event City and/or Event Country for the event. The values are then concatenated into the proper format based on the below rules.</p> <p>The format for international events:</p> <ul style="list-style-type: none"> <input type="checkbox"/> 'CITY, COUNTRY CODE' when city and country both have displayable values. <input type="checkbox"/> 'CITY' when city has a displayable value, but country does not have a value or is not displayable. <input type="checkbox"/> 'COUNTRY CODE' when the country has a displayable value, but city does not have a value or is not displayable. <input type="checkbox"/> Null when no value is available for city or country or both are not displayable.
18.	Delimiter	A	1	Pipe delimiter		
19.	Event Code	A	2	Code for tracking event.	'01'	
20.	Delimiter	A	1	Pipe delimiter		
21.	Event Name	A	40	Name of tracking event corresponding to Event Code.	Manifested event description: 'Delivered'	<p>Event Name will differ from established event descriptions, for the following situations:</p> <ul style="list-style-type: none"> <input type="checkbox"/> If the mailpiece is manifested, the Event Name will be provided as the event description associated with the Event Code.
22.	Delimiter	A	1	Pipe delimiter		
23.	Event Date	N	8	Date of tracking event.	20090515	<input type="checkbox"/> YYYYMMDD
24.	Delimiter	A	1	Pipe delimiter		
25.	Event Time	N	4	Time of tracking event.	1315	<input type="checkbox"/> HHMM
26.	Delimiter	A	1	Pipe delimiter		

Detail Record						
Field Position	Field Name	Format	Max Length	Description	Example	Content Rules and Limitations
27.	Mail Owner Mailer ID	N	9	Mail Owner Mailer ID.	941233312	Taken from the Shipping Services File Detail Record when the manifest has been posted. Field is populated with null when PTR provides the event data before the manifest has been received.
28.	Delimiter	A	1	Pipe delimiter		
29.	Customer Reference Number 1	A	30	Used for customer internal identification purposes.	'1223ABC'	Taken from the Shipping Services File Detail Record when the manifest has been posted. Field is populated with null when PTR provides the event data before the manifest has been received.
30.	Delimiter	A	1	Pipe delimiter		
31.	Destination Country Code	A	2	Two character standardized IMM International country code.	'GB'	International mail only. Taken from the Shipping Services File Detail Record when the manifest has been posted. Field is populated with null when PTR provides the event data before the manifest has been received.
32.	Delimiter	A	1	Pipe delimiter		
33.	Recipient Name	A	20	Name of Recipient for Signature Confirmation and Priority Mail Express service.	'DOE J'	Taken from the scanner/POS when mailpiece is delivered (signed for). Field is populated with null when PTR provides the event data before the manifest has been received.
34.	Delimiter	A	1	Pipe delimiter		
35.	Original Tracking Number	A	34			Taken from the Shipping Services File Detail Record Original Tracking Number field. Field is populated with null when PTR provides the event data before the manifest has been received.
36.	Delimiter	A	1	Pipe delimiter		

Detail Record						
Field Position	Field Name	Format	Max Length	Description	Example	Content Rules and Limitations
37.	Unit of Measure Code	N	1	Unit of measurement for mailpiece: 1 – LBS 2 – OZ 3 – KILOS	1	Taken from the Shipping Services File Detail Record and included only when the Postal Service captures the weight of the mailpiece, when the manifest has been posted. Field is populated with null when PTR provides the event data before the manifest has been received.
38.	Delimiter	A	1	Pipe delimiter		
39.	Weight	N	9	Mailpiece weight. In unit of measure and significant to 4 decimal positions.	Value is 00143250 for 14.3.	Taken from the Shipping Services File Detail Record when the manifest has been posted. Field is populated with null when PTR provides the event data before the manifest has been received.
40.	Delimiter	A	1	Pipe delimiter		
41.	Service Guarantee Delivery Date	N	8	Service Guarantee Delivery Date	20090515	Format: YYYYMMDD The Service Guarantee Delivery Date field shall be provided for Priority Mail Express, PMG, and GXG. The Service Guarantee Delivery Date field shall be populated for the first 'TM' (Shipping Acceptance), 'OA' (Origin Acceptance) or '03' (Accept or Pickup) event for the Priority Mail Express, PMG, and GXG mailpieces. The Service Guarantee Delivery Date shall be updated with the best acceptance if the 'TM' (Shipping Acceptance), 'OA' (Origin Acceptance) or '03' (Accept or Pickup) event is lower than the event associated with the current Service Guarantee Delivery Date according to the order of precedence. Field is populated with null when PTR provides the event data before the manifest has been received or the event was manually released from SDC Hold.
42.	Delimiter	A	1	Pipe delimiter		

Detail Record						
Field Position	Field Name	Format	Max Length	Description	Example	Content Rules and Limitations
43.	Service Guarantee Delivery Time	N	4	Service Guarantee Delivery Time	1315	<p>Format: HHMM</p> <p>The Service Guarantee Delivery Time field shall be provided for Priority Mail Express, PMG, and GXG.</p> <p>The Service Guarantee Delivery Time field shall be populated for the first 'TM' (Shipping Acceptance), 'OA' (Origin Acceptance) or '03' (Accept or Pickup) event for the Priority Mail Express, PMG, and GXG mailpieces.</p> <p>The Service Guarantee Delivery Time shall be updated with the best acceptance if the 'TM' (Shipping Acceptance), 'OA' (Origin Acceptance) or '03' (Accept or Pickup) event is lower than the event associated with the current Service Guarantee Delivery Time according to the order of precedence.</p> <p>Field is populated with null when PTR provides the event data before the manifest has been received or the event was manually released from SDC Hold.</p>
44.	Delimiter	A	1	Pipe delimiter		
45.	Logistics Manager Mailer ID	A	9	<p>MID of company that manages the mailing of this shipment.</p> <p>This would be a different company other than the consolidator. Six or Nine Digit Mailer ID.</p>	941233312	<p>Taken from the Shipping Services File Detail Record 1.</p> <p>Field is populated with null when PTR provides the event data before the manifest has been received.</p>
46.	Delimiter	A	1	Pipe delimiter		
47.	Expected Delivery Date	N	8	The Expected Delivery Date Expected Delivery Date for the mailpiece.	20090515	<p>Format : YYYYMMDD</p> <p>The Expected Delivery Date field shall be initially populated for the first '03' (Accept or Pickup), 'OA' (Origin Acceptance), 'OD' (Processed at Destination Facility), or 'TM' (Shipment Acceptance) event posted to the database.</p>

Detail Record						
Field Position	Field Name	Format	Max Length	Description	Example	Content Rules and Limitations
						<p>The Expected Delivery Date field shall be updated for each '03' (Accept or Pickup), 'OA' (Origin Acceptance), 'OD' (Processed at Destination Facility), or 'TM' (Shipment Acceptance) scan event posted to the database, if the event is equal to or higher than the events associated with the current Expected Delivery Date according, to the order of precedence.</p> <p>Field is populated with null when PTR provides the event data before the manifest has been received or the event was manually released from SDC Hold.</p>
48.	Delimiter	A	1	Pipe delimiter		
49.	Delivery Date Modification Indicator	A	1		'1'	<p>When the Expected Delivery Date field is first populated or the Expected Delivery Date is updated and the new Expected Delivery Date is the same as the original value of the Scheduled Delivery Date, the Delivery Date Modification Indicator shall store '1' (i.e., the delivery will be on time) to the Delivery Date Modification Indicator associated with the event.</p> <p>If the Expected Delivery Date is updated, and the new Expected Delivery Date is less than the original value of the Scheduled Delivery Date, the Delivery Date Modification Indicator field shall store '2' (i.e., the delivery will be early) to the Delivery Date Modification Indicator associated with the event.</p> <p>If the Expected Delivery Date is updated, and the new Scheduled Delivery Date is greater than the original value of the Scheduled Delivery</p>

Detail Record						
Field Position	Field Name	Format	Max Length	Description	Example	Content Rules and Limitations
						<p>Date, the Delivery Date Modification Indicator shall be store '3' (i.e., the delivery will be late) to the Delivery Date Modification Indicator associated with the event.</p> <p>Field is populated with null when PTR provides the event data before the manifest has been received or the event was manually released from SDC Hold.</p>
50.	Delimiter	A	1	Pipe delimiter		
51.	Predicted Delivery Date	N	8	Predicted date of delivery.		<p>FOR FUTURE USE</p> <p>Format : YYYYMMDD</p> <p>The Predicted Delivery Date information will only be provided if the customer's Predicted Delivery Date Indicator equals "Y" and the Predicted Delivery Date value is not equal to the Expected Delivery Date value at the mailpiece level.</p> <p><input type="checkbox"/> For instance, if both the PDD and the SDD are 09/25/13, the PDD is not included in the file. However, if the SDD is 09/24/13 and the PDD is 09/25/13, then include the PDD in the file.]</p> <p>Field is populated with zeroes when PTR provides the event data before the manifest has been received.</p>
52.	Delimiter	A	1	Pipe delimiter		
53.	Start the Clock Date	N	8	Start the clock date.		<p>FOR FUTURE USE</p> <p>Format : YYYYMMDD</p> <p>The Start the Clock Date information will only be provided if the customer's start the clock date indicator equals "Y" and the event is a start the clock event.</p> <p>Field is populated with zeroes when PTR provides the event data before the manifest has been received or the event was manually released from SDC Hold.</p>
54.	Delimiter	A	1	Pipe delimiter		

Detail Record						
Field Position	Field Name	Format	Max Length	Description	Example	Content Rules and Limitations
55.	Start the Clock Date Modified Indicator	A	1	Indicates if the Start the Clock Date has been modified. Future Values: <input type="checkbox"/> 'Y' <input type="checkbox"/> 'N' <input type="checkbox"/> space		FOR FUTURE USE Value is always null
56.	Delimiter	A	1	Pipe delimiter		
57.	Container ID 1	A	34	Barcode on container. This may be a valid IMpb, IM Container Barcode, IM Tray Barcode, or a Trailer Placard Barcode.	'222010127123456789912345'	Taken from the Shipping Services File Detail Record. Provided only for scans on customer containers (O&D, 99M, and 24-digit IMCB) and the mailpieces within those containers. Field is populated with null when PTR provides the event data before the manifest has been received.
58.	Delimiter	A	1	Pipe delimiter		
59.	Container Type 1	A	2	Describes type of container for Container ID 1.	SK	Taken from the Shipping Services File Detail Record. Provided only for scans on customer containers (O&D, 99M, and 24-digit IMCB) and the mailpieces within those containers. Field is populated with null when PTR provides the event data before the manifest has been received.
60.	Delimiter	A	1	Pipe delimiter		
61.	Container ID 2	A	34	Barcode on container. This may be a valid IMpb, IM Container Barcode, IM Tray Barcode, or a Trailer Placard Barcode.	'99N123456789000012345678'	Taken from the Shipping Services File Detail Record. Provided only for scans on customer containers (O&D, 99M, and 24-digit IMcb) and the mailpieces within those containers. Field is populated with null when PTR provides the event data before the manifest has been received.
62.	Delimiter	A	1	Pipe delimiter		

Detail Record						
Field Position	Field Name	Format	Max Length	Description	Example	Content Rules and Limitations
63.	Container Type 2	A	2	Describes type of container for Container ID 2	'PT'	<p>Taken from the Shipping Services File Detail Record.</p> <p>Provided only for scans on customer containers (O&D, 99M, and 24-digit IMcb) and the mailpieces within those containers.</p> <p>Field is populated with null when PTR provides the event data before the manifest has been received.</p>
64.	Delimiter	A	1	Pipe delimiter		
65.	Container ID 3	A	34	Barcode on container. This may be a valid IMpb, IM Container Barcode, IM Tray Barcode, or a Trailer Placard Barcode.	'99T123456789123'	<p>Taken from the Shipping Services File Detail Record.</p> <p>Provided only for scans on customer containers (O&D, 99M, and 24-digit IMcb) and the mailpieces within those containers.</p> <p>Field is populated with null when PTR provides the event data before the manifest has been received.</p>
66.	Delimiter	A	1	Pipe delimiter		
67.	Container Type 3	A	2	Describes type of container for Container ID 3	'BL'	<p>Taken from the Shipping Services File Detail Record.</p> <p>Provided only for scans on customer containers (O&D, 99M, and 24-digit IMcb) and the mailpieces within those containers.</p> <p>Field is populated with null when PTR provides the event data before the manifest has been received.</p>
68.	Delimiter	A	1	Pipe delimiter		
69.	Postal Code	A	11	Foreign country postal code.	'AOA9A0'	<p>Taken from the Shipping Services File Detail Record.</p> <p>Field is populated with null when PTR provides the event data before the manifest has been received.</p>
70.	Delimiter	A	1	Pipe delimiter		

Detail Record						
Field Position	Field Name	Format	Max Length	Description	Example	Content Rules and Limitations
71.	Delivery Address	A	48	Delivery address in the destination address or Standardized Address.	'123 MAIN ST'	<p>Delivery Address is not extracted if event ZIP Code is different from manifest destination ZIP Code.</p> <p>Extracted for 01 ('Delivered'), 43 ('Picked Up'), and MA ('Electronic Shipping Info Received') scan events.</p> <p>Not extracted for 01 or 43 scan events if recalled/package intercept ('44'), forwarded ('06'), refused ('04'), or returned ('09') scan events exist for the mailpiece.</p> <p>Not extracted if 31 ('Return to Sender / Not Picked Up'), 32 ('Dead Mail / Disposed by Post Office'), or 33 ('Dead Mail / Sent to Recovery Center') scan events exist for the mailpiece.</p> <p>Field is populated with null when PTR provides the event data before the manifest has been received.</p>
72.	Delimiter	A	1	Pipe delimiter		
73.	Customer Reference Number 2	A	30	Customer's internal reference number.		<p>Taken from the Shipping Services File Detail Record.</p> <p>Field is populated with null when PTR provides the event data before the manifest has been received.</p>
74.	Delimiter	A	1	Pipe delimiter		
75.	Ancillary Service Endorsement	A	3	Address correction service code and option.		<p>Taken from the Shipping Services File Detail Record.</p> <p>Field is populated with null when PTR provides the event data before the manifest has been received.</p>
76.	Delimiter	A	1	Pipe delimiter		
77.	Address Service Participant Code	A	9	6 or 9 digit Mailer ID or a 7 digit alphanumeric code.		<p>Taken from the Shipping Services File Detail Record.</p> <p>Field is populated with null when PTR provides the event data before the manifest has been received.</p>
78.	Delimiter	A	1	Pipe delimiter		

Detail Record						
Field Position	Field Name	Format	Max Length	Description	Example	Content Rules and Limitations
79.	Status	A	10	Package status.	eSOL	Format: eSOL Field is populated with "eSOL" when electronic signature online has been received.
80.	Delimiter	A	1	Pipe delimiter		
81.	Facility Identifier	A	16	Identifier of facility.		FOR FUTURE USE Value is always null
82.	Delimiter	A	1	Pipe delimiter		
83.	Facility Type	A	20	Type of Facility.		FOR FUTURE USE Value is always null
84.	Delimiter	A	1	Pipe delimiter		
85.	GMT Time	A	8	GMT Time Format.	10:23:00	Format: HH:MM:SS Field is populated with null when PTR provides the event data before the manifest has been received.
86.	Delimiter	A	1	Pipe delimiter		
87.	GMT Offset	A	8	GMT Offset.		Field is populated with null when PTR provides the event data before the manifest has been received.
88.	Delimiter	A	1	Pipe delimiter		
89.	GPS Latitude	A	12	Latitude.	+xx.xxxxxxx	FOR FUTURE USE The GPS Latitude information will only be provided if the GPS Info Received Indicator equals "Y". Defaults to null, when the information is not provided.
90.	Delimiter	A	1	Pipe delimiter		
91.	GPS Longitude	A	12	Longitude.	+xx.xxxxxxx	FOR FUTURE USE The GPS Longitude information will only be provided if the GPS Info Received Indicator equals "Y". Defaults to null, when the information is not provided.
92.	Delimiter	A	1	Pipe delimiter		

Detail Record						
Field Position	Field Name	Format	Max Length	Description	Example	Content Rules and Limitations
93.	IMpb Compliance Report Code	A	2	IMpb Compliance Report Code Possible Values: 16 – OK 17 – BQ 18 – MQ 19 – AQ 20 – PC 21 – KO 22 - K1 32—BQ, MQ 33- BQ, AQ 34 – MQ, AQ 50 – BQ, MQ, AQ	4	<ul style="list-style-type: none"> - Field is populated for every MA, Shipping Partner, and/or physical Scan Event - Field is populated with spaces when not the “MA” event, Shipping Partner, and/or Physical Scan Event See Appendix J, Table 16
94.	Delimiter	A	1	Pipe delimiter		
95.	Address Standardized Indicator	A	2	Indicates if the delivery address information is the original address as provided in the shipping services file, if the delivery address has been standardized or if the delivery address information is invalid address. <input type="checkbox"/> '01' – Delivery Address from Shipping Services File. <input type="checkbox"/> '02' – Delivery Address has been standardized. <input type="checkbox"/> '03' – Delivery Address is an invalid Address.	01	
96.	Delimiter	A	1	Pipe delimiter		
97.	Posting Date	N	8	The date the “MA” event was created.	20130308	FOR FUTURE USE YYYYMMDD If the Event Code = “MA” then posting date will be provide. If the Event Code is not equal to “MA” then this field will be null.
98.	Delimiter	A	1	Pipe delimiter		
99.	Posting Time	N	4	The time the “MA” event was created.	1315	FOR FUTURE USE HHMM If the Event Code = “MA” then posting time will be provide. If the Event Code is not equal to “MA” then this field will be null.
100.	Delimiter	A	1	Pipe delimiter		

Detail Record						
Field Position	Field Name	Format	Max Length	Description	Example	Content Rules and Limitations
101.	Barcode Input Method	A	2	Barcode Input Method	S	<p>If the event comes from one of the following sources: IMDAS (handheld scanners), Surface Visibility or POS then filed will be populated.</p> <p>Field will be null if the source is not IMDAS, Surface Visibility or POS.</p> <p>C-Container Generated F-Firm Book G-System Generated K-Keyed M-Manually Entered S-Scanned T-System Generated U-POS entry 0-Scanned 1-Keyed 2-Manually Entered 4-Invalid Symbology R-Registered Mail Generated MA-Manifest Generated SP-Shipping Partner Generated</p>
102.	Delimiter	A	1	Pipe delimiter		
103.	Start the Clock Time	A	6	Start the Clock Time		<p>FOR FUTURE USE</p> <p>HHMMxx - where xx is AM if the time is 12:00:00 AM (Midnight) through 11:59:59AM and PM if the time is 12:00:00 PM (Noon) through 11:59:59 PM</p> <p>The Start the Clock Time information will only be provided if the customer's start the clock time indicator equals "Y" and the event is a start the clock event.</p> <p>Field is populated with zeroes when PTR provides the event data before the manifest has been received or the event was manually released from SDC Hold.</p>
104.	Delimiter	A	1	Pipe delimiter		
105.	Filler	A	71	Filler for future use.		Value is always null.
106.	Delimiter	A	1	Pipe delimiter		
107.	CRLF	A	2	Carriage Return Line Feed		

Appendix G-4: USPS Domestic Tracking Scan Events

USPS EVENT CODE	Customer Extract Description	External (USPS.com) Second Level Scripting	External SMS Scripting (if different from Second Level)	External (USPS.com) First Scripting	Level	External (USPS.com) Status Category	Start the Clock Event?	Stop the Clock Event?	Last update
01	DELIVERED	Delivered		Your item was delivered at TIME on DATE in CITY, STATE ZIPCODE.		Delivered	No	Yes	
01	DELIVERED IN/AT MAILBOX	Delivered, In/At Mailbox		Your item was delivered in or at the mailbox at TIME on DATE in CITY, STATE ZIPCODE.		Delivered	No	Yes	
01	DELIVERED FRONT DOOR/PORCH	Delivered, Front Door/Porch		Your item was delivered at the front door or porch at TIME on DATE in CITY, STATE ZIPCODE.		Delivered	No	Yes	
01	DELIVERED PARCEL LOCKER	Delivered, Parcel Locker		Your item was delivered to a parcel locker at TIME on DATE in CITY, STATE ZIPCODE.		Delivered	No	Yes	
01	DELIVERED LEFT WITH INDIVIDUAL	Delivered, Left with Individual		Your item was delivered to an individual at the address at TIME on DATE in CITY, STATE ZIPCODE.		Delivered	No	Yes	
01	DELIVERED FRONT DESK/RECEPTION/MAILROOM	Delivered, Front Desk/Reception/Mail Room		Your item was delivered to the front desk, or mail room reception area at TIME on DATE in CITY, STATE ZIPCODE.		Delivered	No	Yes	10/22/2018

USPS EVENT CODE	Customer Extract Description	External (USPS.com) Second Level Scripting	External SMS Scripting (if different from Second Level)	External (USPS.com) First Scripting	Level	External (USPS.com) Status Category	Start the Clock Event?	Stop the Clock Event?	Last update
01	DELIVERED GARAGE/ALT LOCATION AT ADDRESS	Delivered, Garage or Other Location at Address		Your item was delivered to the garage or an alternate location at the address at TIME on DATE in CITY, STATE ZIPCODE.		Delivered	No	Yes	
01	DELIVERED NEIGHBOR AS REQUESTED	Delivered, Neighbor as Requested		Your item was delivered to a neighbor as requested at TIME on DATE in CITY, STATE ZIPCODE.		Delivered	No	Yes	
01	DELIVERED PO BOX	Delivered, PO Box		Your item has been delivered and is available at a PO Box at TIME on DATE in CITY, STATE ZIPCODE.		Delivered	No	Yes	
01	DELIVERED INDIVIDUAL PICKED UP AT USPS	Delivered, Individual Picked Up at Postal Facility		Your item was picked up at a postal facility at TIME on DATE in CITY, STATE ZIPCODE.		Delivered	No	Yes	
01	DELIVERED INDIVIDUAL PICKED UP AT PO	Delivered, Individual Picked Up at Post Office		Your item was picked up at the post office at TIME on DATE in ZIP Code ZIPCODE.		Delivered	No	Yes	
01	DELIVERED PARCEL LOCKER	Delivered, Parcel Locker		Your item was delivered to a parcel locker at TIME on DATE in ZIP Code ZIPCODE.		Delivered	No	Yes	
01	DELIVERED TO AGENT	Delivered, To Agent		Your item has been delivered to an agent at TIME on DATE in CITY, STATE ZIPCODE.		Delivered	No	Yes	
01	DELIVERED TO ORIGINAL SENDER	Delivered, To Original Sender		Your item has been delivered to the original sender at TIME on DATE in CITY, STATE ZIPCODE.		Delivered	No	Yes	
01	DELIVERED SMART PARCEL LOCKER	Delivered, Smart Parcel Locker		Your item was delivered to a smart parcel locker at TIME on DATE in CITY, STATE ZIPCODE.		Delivered	No	Yes	July 2022

USPS EVENT CODE	Customer Extract Description	External (USPS.com) Second Level Scripting	External SMS Scripting (if different from Second Level)	External (USPS.com) First Scripting	Level	External (USPS.com) Status Category	Start the Clock Event?	Stop the Clock Event?	Last update
01 / 13	DELIVERED	DELIVERED		Your item was delivered at <TIME> on <DATE> in <LOCATION>. The item was signed for by <RECIPIENT> (Authorized Agent).		Delivered	No	Yes	Event retired 2020
02	NOTICE LEFT	Notice Left (Subset Below)	Notice Left, Schedule Redelivery of your item via USPS.com	We attempted to deliver your item at TIME on DATE in CITY, STATE ZIPCODE. You may arrange redelivery by using the Schedule a Redelivery feature on this page or may pick up the item at the Post Office indicated on the notice beginning NEXTDAY. If this item is unclaimed by RETURN DATE then it will be returned to sender.		Delivery Attempt: Action Needed	No	Yes	8/6/2017
54	RECEPTACLE FULL/ITEM OVERSIZED	Notice Left (Receptacle Full/Item Oversized)	Notice Left, Receptacle Full/Item Oversized, Schedule Redelivery of your item via USPS.com	We attempted to deliver your item at TIME on DATE in CITY, STATE, ZIPCODE and a notice was left because the receptacle was full or the item was oversized. You may arrange redelivery by using the Schedule a Redelivery feature on this page or may pick up the item at the Post Office indicated on the notice beginning NEXTDAY. If this item is unclaimed by RETURN DATE then it will be returned to sender.		Delivery Attempt: Action Needed	No	Yes	8/6/2017
55	NO SECURE LOCATION AVAILABLE	Notice Left (No Secure Location Available)	Notice Left, Insecure Area, Schedule Redelivery of your item via USPS.com	We attempted to deliver your item at TIME on DATE in CITY, STATE, ZIPCODE and a notice was left because no secure delivery location was available. You may arrange redelivery by using the Schedule a Redelivery feature on this page or may pick up the item at the Post Office indicated on the notice beginning NEXTDAY. If this item is unclaimed by RETURN DATE then it will be returned to sender.		Delivery Attempt: Action Needed	No	Yes	8/6/2017

USPS EVENT CODE	Customer Extract Description	External (USPS.com) Second Level Scripting	External SMS Scripting (if different from Second Level)	External (USPS.com) First Level Scripting	External (USPS.com) Status Category	Start the Clock Event?	Stop the Clock Event?	Last update
56	NO AUTHORIZED RECIPIENT AVAILABLE	Notice Left (No Authorized Recipient Available)	Notice Left, No Authorized Recipient, Schedule Redelivery of your item via USPS.com	We attempted to deliver your item at TIME on DATE in CITY, STATE, ZIPCODE and a notice was left because an authorized recipient was not available. You may arrange redelivery by using the Schedule a Redelivery feature on this page or may pick up the item at the Post Office indicated on the notice beginning NEXTDAY. If this item is unclaimed by RETURN DATE then it will be returned to sender.	Delivery Attempt: Action Needed	No	Yes	8/6/2017
03	USPS IN POSSESSION OF ITEM	USPS in possession of item (Carrier/On Street User/Window) USPS expects item for mailing (SSK) USPS picked up item		USPS is now in possession of your item as of TIME on DATE in CITY, STATE ZIPCODE. USPS has received electronic notification from our Self-Service Kiosk (SSK) in CITY, STATE ZIPCODE on DATE to expect your item for mailing. USPS picked up your item at TIME on DATE in CITY, STATE ZIPCODE.	Accepted	Yes	No	3/11/2018
04	REFUSED	Refused		Your item was refused by the addressee at TIME on DATE in CITY, STATE ZIPCODE and is being returned to the sender.	Alert	No	Yes	
06	FORWARDED	Forwarded		Your item was forwarded to a different address at TIME on DATE in CITY, STATE. This was because of forwarding instructions or because the address or ZIP Code on the label was incorrect.	Alert	No	Yes	
06	FORWARD PROCESSED	Forward Processed		The forward on your item was processed at TIME on DATE in LOCATION. The item is on its way to the destination.	Alert	No	Yes	7/07/2022
07	ARRIVAL AT UNIT	Arrived at Post Office		Your item arrived at the Post Office at TIME on DATE in CITY, STATE ZIPCODE.	In Transit	No	No	

USPS EVENT CODE	Customer Extract Description	External (USPS.com) Second Level Scripting	External SMS Scripting (if different from Second Level)	External (USPS.com) First Scripting	Level	External (USPS.com) Status Category	Start the Clock Event?	Stop the Clock Event?	Last update
08	MISSENT	Arrived at USPS Facility		Your item arrived at our USPS facility in CITY, STATE ZIPCODE on DATE at TIME. The item is currently in transit to the destination.		In Transit	No	No	
09	RETURN TO SENDER	Return to Sender (Subset Below)		Your item was returned at TIME on DATE in CITY, STATE because it could not be delivered as addressed.		Alert	No	Yes	
21	NO SUCH NUMBER	No Such Number		Your item was returned to the sender on DATE at TIME in CITY, STATE, ZIPCODE because of an incorrect address.		Alert	No	Yes	
22	INSUFFICIENT ADDRESS	Insufficient Address		Your item was returned to the sender on DATE at TIME in CITY, STATE, ZIPCODE because of an incomplete address.		Alert	No	Yes	
23	MOVED LEFT NO ADDRESS	Moved, Left no Address		Your item was returned to the sender on DATE at TIME in CITY, STATE, ZIPCODE because the addressee moved and left no forwarding address.		Alert	No	Yes	3/31/2019
24	FORWARD EXPIRED	Forward Expired		Your item was returned to the sender on DATE at TIME in CITY, STATE, ZIPCODE because the forwarding order for this address is no longer valid.		Alert	No	Yes	
25	ADDRESSEE UNKNOWN	Addressee Unknown		Your item was returned to the sender on DATE at TIME in ZIP Code ZIPCODE because the addressee was not known at the delivery address noted on the package.		Alert	No	Yes	

USPS EVENT CODE	Customer Extract Description	External (USPS.com) Second Level Scripting	External SMS Scripting (if different from Second Level)	External (USPS.com) First Level Scripting	External (USPS.com) Status Category	Start the Clock Event?	Stop the Clock Event?	Last update
26	VACANT	Vacant		Your item was returned to the sender on DATE at TIME in CITY, STATE, ZIPCODE because the address was vacant and no further information was available.	Alert	No	Yes	
27	UNCLAIMED/BEING RETURNED TO SENDER	Unclaimed/Being Returned to Sender		Your item could not be delivered on DATE at TIME in CITY, STATE ZIPCODE. It was held for the required number of days and is being returned to the sender.	Alert	No	Yes	03/30/2018
28	RETURN TO SENDER	Return To Sender		Your item was returned to the sender on DATE at TIME in CITY, STATE ZIPCODE because it could not be delivered as addressed.	Alert	No	Yes	
29	RETURN TO SENDER	Return To Sender		Your item was returned to the sender on DATE at TIME in CITY, STATE ZIPCODE because it could not be delivered as addressed.	Alert	No	Yes	
29	RETURN TO SENDER PROCESSED	Return to Sender Processed		The return on your item was processed on DATE at TIME in CITY, STATE ZIPCODE.	Alert	No	Yes	7/07/2022
10	PROCESSED THROUGH USPS FACILITY	Arrived at USPS Facility or Departed USPS Facility		Your item arrived at our USPS facility in CITY, STATE ZIPCODE on DATE at TIME. The item is currently in transit to the destination. Or Your item departed our USPS facility in CITY, STATE ZIPCODE on DATE at TIME. The item is currently in transit to the destination.	In Transit	No	No	
11	SEIZED BY LAW ENFORCEMENT	Seized by Law Enforcement		Please contact the US Postal Inspection Service for further information.	Alert	No	Yes	2021
11	HELD FOR MAILABILITY DETERMINATION	Held for Mailability Determination		Please contact the US Postal Inspection Service for further information.	Alert	No	Yes	2021

USPS EVENT CODE	Customer Extract Description	External (USPS.com) Second Level Scripting	External SMS Scripting (if different from Second Level)	External (USPS.com) First Scripting	Level	External (USPS.com) Status Category	Start the Clock Event?	Stop the Clock Event?	Last update
12	VISIBLE DAMAGE	n/a		n/a		n/a	No	No	
14	AVAILABLE FOR PICKUP	Available for Pickup		Your item arrived at the CITY, STATE ZIP CODE post office at TIME on DATE and is ready for pickup.		Available for Pickup	No	Yes	8/6/2017
14	AVAILABLE FOR PICKUP	Arrived at Military Post Office		Your item arrived at <LOCATION> on <DATE> at <TIME>. You can inquire about the status of your item by clicking CUSTOMER INQUIRY from https://amps.usps.gov/jy2/frm.htm .		Available for Pickup	No	Yes	7/22/2018
14	AVAILABLE FOR AGENT PICKUP	Available for Agent Pickup		Your item arrived at the CITY, STATE ZIP CODE post office at TIME on DATE and is ready for pickup by the agent.		Available for Agent Pickup	No	Yes	7/1/2018
15	MIS-SHIPPED	Arrived at USPS Facility		Your item arrived at our USPS facility in CITY, STATE ZIPCODE on DATE at TIME. The item is currently in transit to the destination.		In Transit	No	No	
16	AVAILABLE FOR RETURNS AGENT	Available for Pickup		Your item is available for pickup by the shipping agent on DATE at TIME in CITY, STATE ZIPCODE.		In Transit	No	No	
17	TENDERED TO RETURNS AGENT	Picked Up by Shipping Agent		Your item was picked up by the shipping agent at TIME on DATE, in CITY, STATE ZIPCODE.		Delivered to Agent	No	No	
30	NO ACCESS TO DLVRY LOCATION	No Access to Delivery Location		We could not access the delivery location to deliver your package at TIME on DATE in LOCATION. We will redeliver on the next delivery day. No action needed.		Alert	No	Yes	July 2022

USPS EVENT CODE	Customer Extract Description	External (USPS.com) Second Level Scripting	External SMS Scripting (if different from Second Level)	External (USPS.com) First Level Scripting	External (USPS.com) Status Category	Start the Clock Event?	Stop the Clock Event?	Last update
31	RETURN TO SENDER / NOT PICKED UP	Processed through USPS Facility		Your item was processed through and left our CITY, STATE ZIPCODE facility on DATE at TIME. The item is currently in transit to the destination.	Alert	No	No	
32	DISPOSED BY POST OFFICE	Disposed by Post Office		Your item could not be delivered to the intended recipient or returned to sender. It has been disposed of by USPS.	Alert	No	Yes	Language updated 2021
32	OVERSIZE/ OVERWEIGHT ITEM PICKED UP	Oversize / Overweight item picked up by customer		Your item was picked up at TIME on DATE in LOCATION because it was oversize or overweight.	Alert	No	Yes	7/07/2022
33	SENT TO MAIL RECOVERY CENTER	Sent to Mail Recovery Center		Your item could not be delivered or returned to sender. It is being forwarded to a USPS mail recovery center where it will be processed.	Alert	No	Yes	2021
33	ARRIVED AT MAIL RECOVERY CENTER	Arrived at Mail Recovery Center		Your item has been received by the USPS Mail Recovery Center as of TIME on DATE. It is being processed.	Alert	No	Yes	2022
34	n/a	Arrived at USPS Facility or Departed USPS Facility		Your item arrived at our USPS facility in CITY, STATE ZIPCODE on DATE at TIME. The item is currently in transit to the destination. Or Your item departed our USPS facility in CITY, STATE ZIPCODE on DATE at TIME. The item is currently in transit to the destination.	In Transit	No	No	
35	VAULT TURNOVER	Arrived at USPS Facility or Departed USPS Facility		Your item arrived at our USPS facility in CITY, STATE ZIPCODE on DATE at TIME. The item is currently in transit to the destination. Or Your item departed our USPS facility in CITY, STATE ZIPCODE on DATE at TIME. The item is currently in transit to the destination.	In Transit	No	No	

USPS EVENT CODE	Customer Extract Description	External (USPS.com) Second Level Scripting	External SMS Scripting (if different from Second Level)	External (USPS.com) First Scripting	Level	External (USPS.com) Status Category	Start the Clock Event?	Stop the Clock Event?	Last update
36	TRANSFER TO EMPLOYEE	Arrived at USPS Facility or Departed USPS Facility		Your item arrived at our USPS facility in CITY, STATE ZIPCODE on DATE at TIME. The item is currently in transit to the destination. Or Your item departed our USPS facility in CITY, STATE ZIPCODE on DATE at TIME. The item is currently in transit to the destination.		In Transit	No	No	
38	REGISTERED MAIL DISPATCH SIGNATURE	Arrived at USPS Facility or Departed USPS Facility		Your item arrived at our USPS facility in CITY, STATE ZIPCODE on DATE at TIME. The item is currently in transit to the destination. Or Your item departed our USPS facility in CITY, STATE ZIPCODE on DATE at TIME. The item is currently in transit to the destination.		In Transit	No	No	
39	REGISTERED MAIL DISPATCH WITNESS	Arrived at USPS Facility or Departed USPS Facility		Your item arrived at our USPS facility in CITY, STATE ZIPCODE on DATE at TIME. The item is currently in transit to the destination. Or Your item departed our USPS facility in CITY, STATE ZIPCODE on DATE at TIME. The item is currently in transit to the destination.		In Transit	No	No	
40	TRANSFER FROM VAULT	Arrived at USPS Facility or Departed USPS Facility		Your item arrived at our USPS facility in CITY, STATE ZIPCODE on DATE at TIME. The item is currently in transit to the destination. Or Your item departed our USPS facility in CITY, STATE ZIPCODE on DATE at TIME. The item is currently in transit to the destination.		In Transit	No	No	
41	RECEIVED AT OPENING UNIT	Received at Opening Unit		Your shipment was received at TIME on DATE in CITY, STATE ZIPCODE.		Delivered	No	Yes	
42	USPS HAND OFF TO SHIPPING PARTNER	Tendered to Returns Agent		Your item has been tendered to the returns agent at TIME on DATE in CITY, STATE ZIPCODE. The Postal Service no longer has the item and no further tracking updates are expected.		Delivered to Agent / In Transit	No	Yes	

USPS EVENT CODE	Customer Extract Description	External (USPS.com) Second Level Scripting	External SMS Scripting (if different from Second Level)	External (USPS.com) First Scripting	Level	External (USPS.com) Status Category	Start the Clock Event?	Stop the Clock Event?	Last update
43	PICKED UP	Delivered		Your item was delivered at TIME on DATE in CITY, STATE ZIPCODE.		Delivered	No	Yes	
	PICKED UP, SMART PARCEL LOCKER	Picked Up, Smart Parcel Locker		Your item was picked up from a smart parcel locker at TIME on DATE in CITY, STATE ZIPCODE.		Delivered	No	Yes	May 2022
44	INTERCEPTED	Intercepted		This item has been intercepted on DATE at TIME, in CITY, STATE ZIPCODE and redirected as requested by the sender.		Alert	No	Yes	
44	ITEM OVERWEIGHT, PICK UP REQUIRED	Item Overweight, Pick up at Facility		Your item is not mailable because it exceeds allowable USPS weight limits. Please visit LOCATION facility as of DATE, TIME to pick up your item.		Alert	No	Yes	7/07/2022
44	ITEM OVERSIZE, PICK UP REQUIRED	Item Oversize, Pick up at Facility		Your item is not mailable because it exceeds allowable USPS package dimensions. Please visit LOCATION facility as of DATE, TIME to pick up your item.		Alert	No	Yes	7/07/2022
45	TENDERED TO MILITARY AGENT	Tendered to Military Agent		Your item has been tendered to a military agent in CITY, STATE ZIPCODE on DATE at TIME.		In Transit	No	Yes	
46	DUPLICATE 1 XXX (where XXX is the type of event duplicated)	n/a		n/a		n/a	No	No	
51	RESCHEDULED TO NEXT DELIVERY DAY	Redelivery Scheduled for Next Business Day		We were unable to deliver your package at TIME on DATE in LOCATION because the business was closed. We will redeliver on the next business day. No action needed.		Delivery Attempt	No	Yes	July 2022

USPS EVENT CODE	Customer Extract Description	External (USPS.com) Second Level Scripting	External SMS Scripting (if different from Second Level)	External (USPS.com) First Scripting	Level	External (USPS.com) Status Category	Start the Clock Event?	Stop the Clock Event?	Last update
52	HELD AT POST OFFICE	Held at Post Office, At Customer Request		Your item is being held at the <LOCATION> post office at <TIME> on <DATE>. This is at the request of the customer.		Delivery Attempt	No	Yes	3/31/2019
57	DELIVERY EXCEPTION LOCAL WEATHER DELAY	Delivery Exception, Local Weather Delay		We were unable to attempt delivery of your item on DATE at TIME in CITY, STATE ZIPCODE due to hazardous or unsafe weather conditions. Your item will go out for delivery on the next business day as conditions permit.		Alert	No	No	6/25/2017
58	HELD AT POST OFFICE AT CUSTOMER REQUEST	Held at Post Office, At Customer Request		Your item is being held at the CITY, STATE ZIP CODE post office at TIME on DATE. This is at the request of the customer.		Available for Pickup	No	Yes	7/07/2022
58	HELD AT PO RETRIEVED FROM FULL LOCKER	Held at Post Office, Retrieved from full parcel locker		Your item is being held at CITY, STATE ZIP CODE post office at TIME on DATE The item was removed from a full parcel locker.		Available for Pickup	No	Yes	7/07/2022
59	ON ROUTE	Out for Delivery or Out for Redelivery		Your item is out for delivery on DATE at TIME in CITY, STATE ZIPCODE. Your item is out for redelivery on DATE at TIME in CITY, STATE ZIPCODE.		Out for Delivery	No	No	8/6/2017
60	DELIVERED TO AGENT FOR FINAL DELIVERY	Delivered to Agent for Final Delivery		Your item has been delivered to agent for final delivery agent in ZIP Code ZIPCODE on DATE at TIME.		Delivered to Agent	No	Yes	9/20/2018
60	DELIVERED TO AGENT FOR FINAL DELIVERY	Delivered to College/University for Final Delivery		Your item has been delivered to the college or university for final delivery in LOCATION on DATE at TIME.		Delivered to Agent	No	Yes	4/20/2022

USPS EVENT CODE	Customer Extract Description	External (USPS.com) Second Level Scripting	External SMS Scripting (if different from Second Level)	External (USPS.com) First Scripting	Level	External (USPS.com) Status Category	Start the Clock Event?	Stop the Clock Event?	Last update
70	RESCHEDULED TO NEXT DELIVERY DAY	Rescheduled to Next Delivery Day		Your item was returned to the Post Office for address verification on DATE at TIME in LOCATION because of an incomplete address. Your item will go out for delivery on the next business day if the address can be verified.		Alert	No	Yes	1/1/2019
71	RESCHEDULED TO NEXT DELIVERY DAY	Rescheduled to Next Delivery Day		We apologize we are unable to attempt delivery of your item on DATE in CITY, STATE ZIP CODE due to an unforeseen operational issue. Your item will go out for delivery on the next delivery day.		Alert	No	No	3/30/2018
72	DELIVERY EXCEPTION ANIMAL INTERFERENCE	Delivery Exception, Animal Interference		We were unable to attempt delivery of your item on DATE at TIME in CITY, STATE ZIPCODE due to interference by an animal. Your item will go out for delivery on the next business day as conditions permit.		Alert	No	Yes	6/25/2017
73	AVAILABLE FOR REDELIVERY OR PICKUP	Available for Redelivery or Pickup DATE TIME	<p>Current, no shelf barcode ID: Available for Redelivery or Pickup DATE TIME</p> <p>Current, with shelf barcode ID: Available for Redelivery or Pickup DATE TIME</p>	<p>Current, no shelf barcode id: Your item is back at the CITY, STATE ZIPCODE post office following a delivery attempt at TIME on DATE and is available for redelivery or pickup.</p> <p>Current, with shelf barcode id: As of TIME on DATE, your item is available for redelivery or pickup. You may schedule a redelivery or your item can be picked up at POST OFFICE NAME, POST OFFICE STREET ADDRESS, POST OFFICE CITY, POST OFFICE STATE POST OFFICE ZIP CODE PICKUP DAYS AND TIMES</p>		Delivery Attempt, Action Needed	No	No	7/28/2019

USPS EVENT CODE	Customer Extract Description	External (USPS.com) Second Level Scripting	External SMS Scripting (if different from Second Level)	External (USPS.com) First Scripting	Level	External (USPS.com) Status Category	Start the Clock Event?	Stop the Clock Event?	Last update
74	PREPARED FOR REDELIVERY	Prepared for Redelivery		Your item was prepared for redelivery on DATE at TIME in LOCATION.		Preparing for Delivery	No	No	11/1/2019
75	CONTACT CUSTOMER CARE AT 1-800-275-8777	Contact Customer Care at 1-800-275-8777		For more information on this item, please contact the United States Postal Service Customer Care Center at 1-800-275-8777.		Alert	No	No	Fall 2022
76	AVAILABLE FOR PICKUP AT POST OFFICE	Available for Pickup at Post Office		Due to extraordinary circumstances, USPS will not be able to deliver your item as expected. As of TIME on DATE, your item can be picked up at POST OFFICE NAME, POST OFFICE STREET ADDRESS, POST OFFICE CITY, POST OFFICE STATE POST OFFICE ZIP CODE PICKUP DAYS AND TIMES. If the item is not picked up, your item will go out for delivery as conditions permit.		Available for Pickup	No	No	12/19/2021
77	AVAILABLE FOR RTN AGENT PICKUP AT FACLTY	Available for Pickup at Processing Facility		Your returned item is available for pickup at the processing facility by the returns agent on DATE at TIME in LOCATION.		Available for Pickup	No	No	Jan 2023
A1	ARRIVE USPS FACILITY	Arrived at USPS Facility		Your item arrived at our USPS facility in CITY, STATE ZIPCODE on DATE at TIME. The item is currently in transit to the destination.		In Transit	No	No	
AB	OPEN AND DISTRIBUTE ITEMS PROCESSED	Items Processed		The items in your Open & Distribute shipment were processed at TIME on DATE in CITY, STATE ZIPCODE.		In Transit	No	No	Jan 2023
AD	ACCEPTANCE AT DESTINATION	Accepted at USPS Destination Sort Facility		Your item has been accepted at our destination sort facility at TIME on DATE in ZIP Code ZIPCODE.		Accepted	Yes	No	

USPS EVENT CODE	Customer Extract Description	External (USPS.com) Second Level Scripting	External SMS Scripting (if different from Second Level)	External (USPS.com) First Scripting	Level	External (USPS.com) Status Category	Start the Clock Event?	Stop the Clock Event?	Last update
AE	ARRIVE USPS FACILITY	Arrived USPS Facility		Your item arrived at our CITY, STATE ZIPCODE facility on DATE at TIME.		In Transit	No	No	
AX	n/a	n/a		n/a		n/a	No	No	8/6/2017
B1	CUSTOMS CLEARANCE	Customs Clearance		Your item is being processed through a sort facility in LOCATION at TIME on DATE.		In Transit	No	No	
B5	OUTBOUND - OUT OF US CUSTOMS	Received by U.S. Postal Service from U.S. Customs		Your item was received by the U.S. Postal Service from U.S. Customs.		In Transit	No	No	
DE	DEPART USPS FACILITY	Arrived at USPS Facility or Departed USPS Facility		Your item arrived at our USPS facility in CITY, STATE ZIPCODE on DATE at TIME. The item is currently in transit to the destination. Or Your item departed our USPS facility in CITY, STATE ZIPCODE on DATE at TIME. The item is currently in transit to the destination.		In Transit	No	No	
DX	AWAITING DELIVERY SCAN	Awaiting Delivery Scan		The delivery status of your item has not been updated as of <DATE>, <TIME>. We apologize that it may arrive later than expected.		Alert	No	No	9/30/18
E1	DEPARTED	Departed USPS Facility		Your item departed our USPS facility in CITY, STATE ZIPCODE on DATE at TIME. The item is currently in transit to the destination.		In Transit	No	No	
EF	DEPART USPS FACILITY	Departed USPS Facility		Your item departed our USPS facility in CITY, STATE ZIPCODE on DATE at TIME. The item is currently in transit to the destination.		In Transit	No	No	

USPS EVENT CODE	Customer Extract Description	External (USPS.com) Second Level Scripting	External SMS Scripting (if different from Second Level)	External (USPS.com) First Level Scripting	External (USPS.com) Status Category	Start the Clock Event?	Stop the Clock Event?	Last update
GC	RETURN RECEIPT ASSOCIATED	Return Receipt Associated		The U.S. Postal Service has received electronic notification on DATE at TIME that you have associated a return receipt to your item.	Pre-Shipment	No	No	
L1	DEPART USPS FACILITY	Departed USPS Facility		Your item departed our USPS facility in ZIP Code ZIPCODE on DATE at TIME. The item is currently in transit to the destination.	In Transit	No	No	
LD	ARRIVAL AT DESTINATION ADDRESS	Expected Delivery		The Postal Service anticipates delivering your mail with today's deliveries at approximately TIME on DATE in CITY, STATE ZIPCODE.	Delivered	No	No	
LX	PROCESSING EXCEPTION	Processing Exception		The Postal Service has identified a problem with the processing of this item at TIME on DATE in CITY, STATE ZIPCODE. The local facility has been alerted and is taking steps to correct the problem.	Alert	No	No	6/25/2017
MA	PRE-SHIPMENT INFO SENT USPS AWAITS ITEM	Pre-Shipment Info Sent to USPS, USPS Awaiting Item		The U.S. Postal Service was electronically notified by the shipper on DATE to expect your package for mailing. This does not indicate receipt by the USPS or the actual mailing date. Delivery status information will be provided if/when available.	Pre-Shipment	Yes	No	7/07/2022
MR	PICKED UP AND PROCESSED BY AGENT	Picked Up and Processed by Agent		Your item was picked up and processed by the shipping agent on DATE.	Delivered to Agent	No	No	7/07/2022
MU	ALERT MID USER NEEDS TO BE REGISTERED	n/a		n/a	n/a	No	No	

USPS EVENT CODE	Customer Extract Description	External (USPS.com) Second Level Scripting	External SMS Scripting (if different from Second Level)	External (USPS.com) First Scripting	Level	External (USPS.com) Status Category	Start the Clock Event?	Stop the Clock Event?	Last update
MX	ALERT MID HAS BEEN INACTIVATED	n/a		n/a		n/a	No	No	
NT	N/A	In Transit, Arriving Late		The item is currently in transit to the next facility as of DATE.		In Transit	No	No	8/26/2018
NT	N/A	In Transit to Next Facility		Your package is moving within the USPS network and is on track to be delivered to its final destination. It is currently in transit to the next facility.		In Transit	No	No	8/26/2018
NT	N/A	In Transit, Arriving on Time		Your package is moving within the USPS network and is on track to be delivered to its final destination. It is currently in transit to the next facility.		In Transit	No	No	8/26/2018
OA	ORIGIN ACCEPTANCE	Accepted at USPS Origin Facility		Your item has been accepted at the origin sort facility at TIME on DATE in CITY, STATE ZIPCODE.		Accepted	Yes	No	
OD	PROCESSED AT USPS DESTINATION FACILITY	Processed At USPS Destination Facility		Your item was processed at our CITY, STATE ZIPCODE destination facility on DATE at TIME.		In Transit	Yes	No	
OF	OUT FOR DELIVERY	Out for Delivery or Distribution to PO Box in Progress		Your item is out for delivery on DATE at TIME in CITY, STATE ZIPCODE. or Final distribution to your PO Box is in progress as of TIME on DATE in CITY, STATE ZIPCODE.		Out for Delivery	No	No	1/12/2020

USPS EVENT CODE	Customer Extract Description	External (USPS.com) Second Level Scripting	External SMS Scripting (if different from Second Level)	External (USPS.com) First Scripting	Level	External (USPS.com) Status Category	Start the Clock Event?	Stop the Clock Event?	Last update
OX	PROCESSING EXCEPTION OTHER DELAY	Processing Exception, Other Delay		Your shipment has potentially been delayed due to emergency or other conditions at TIME on DATE in CITY, STATE ZIPCODE.		Alert	No	No	
PC	N/A	N/A		N/A		In Transit	No	No	7/07/2022
RB	LISTED ON REGISTERED MAIL DISPATCH BILL	Arrived at USPS Facility or Departed USPS Facility		Your item arrived at our USPS facility in CITY, STATE ZIPCODE on DATE at TIME. The item is currently in transit to the destination. Or Your item departed our USPS facility in CITY, STATE ZIPCODE on DATE at TIME. The item is currently in transit to the destination.		In Transit	No	No	
RC	DISPATCH FORM DISCREPANCY	Arrived at USPS Facility or Departed USPS Facility		Your item arrived at our USPS facility in CITY, STATE ZIPCODE on DATE at TIME. The item is currently in transit to the destination. Or Your item departed our USPS facility in CITY, STATE ZIPCODE on DATE at TIME. The item is currently in transit to the destination.		In Transit	No	No	
SF	DEPART POST OFFICE	Departed Post Office		Your item has left our acceptance facility and is in transit to a sorting facility on DATE at TIME in CITY, STATE ZIP CODE.		In Transit	No	No	
T1	DEPART USPS FACILITY	Departed USPS Facility		Your item departed our USPS facility in CITY, STATE ZIPCODE on DATE at TIME. The item is currently in transit to the destination.		In Transit	No	No	

USPS EVENT CODE	Customer Extract Description	External (USPS.com) Second Level Scripting	External SMS Scripting (if different from Second Level)	External (USPS.com) First Scripting	Level	External (USPS.com) Status Category	Start the Clock Event?	Stop the Clock Event?	Last update
TM	SHIPMENT RECEIVED ACCEPTANCE PENDING	Shipment Received, Package Acceptance Pending		Your shipment was received at TIME on DATE in CITY, STATE ZIPCODE. The acceptance of your package is pending.		Accepted	Yes	No	03/30/2018
TX	PROCESSING EXCEPTION REG TRANS DELAY	Processing Exception, Regional Transportation Delay		Your shipment has potentially been delayed due to transportation problems at TIME on DATE in CITY, STATE ZIPCODE.		Alert	No	No	
UA	ACCEPTED AT USPS FACILITY XX (where XX is the event that triggered the UA: 07, 10, or GX/MA)	Accepted at USPS Facility		Your item has been accepted at a USPS facility at TIME on DATE in ZIP Code ZIPCODE.		Accepted	Yes	No	
U1	ARRIVED AT USPS FACILITY	Arrived at USPS Facility Note, earliest U1 only: USPS in possession of item		Your item arrived at our USPS facility in ZIP Code ZIPCODE on DATE at TIME. The item is currently in transit to the destination. Note, earliest U1 only: USPS is now in possession of your item as of TIME on DATE in LOCATION.		In Transit	Yes	No	
VC	PACKAGE RESEARCH CASE CREATED XXX (where XXX is the case number if available)	n/a		n/a		n/a	No	No	

USPS EVENT CODE	Customer Extract Description	External (USPS.com) Second Level Scripting	External SMS Scripting (if different from Second Level)	External (USPS.com) First Scripting	Level	External (USPS.com) Status Category	Start the Clock Event?	Stop the Clock Event?	Last update
VF	REMINDER TO SCHEDULE REDELIVERY	Reminder to Schedule Redelivery of your item before [RETURN DATE - 1 day]		This is a reminder to arrange for redelivery of your item before [RETURN DATE -1 day] or your item will be returned on [RETURN DATE]. You may arrange redelivery by using the Schedule a Redelivery feature on this page or calling 800-ASK-USPS, or may pick up the item at the Post Office indicated on the notice.		In Transit	No	No	
VH	DELIVERY INSTRUCTION REQUEST FAILURE	n/a		n/a		n/a	No	No	
VJ	DELIVERY INSTRUCTION UNFULFILLED	n/a		n/a		n/a	No	No	
VM	MISSING MAIL SEARCH REQUEST INITIATED	Missing Mail Search Request Initiated, Missing Mail Search ID MRCSSSEARCHID		A search has been initiated on your item as of <TIME> on <DATE>. The Missing Mail Search Request ID for your item is MRCSSSEARCHID.		Alert	No	No	2021
VN	MISSING MAIL SEARCH REQUEST REMINDER	Missing Mail Search Request Notice		This is a notice to initiate a Missing Mail Search Request on your item as of <TIME> on <DATE>.		Alert	No	No	2021
VN	MISSING MAIL SEARCH REQUEST REMINDER	Missing Mail Search Request Reminder		This is a reminder to initiate a Missing Mail Search Request on your item as of <TIME> on <DATE>.		Alert	No	No	2021

USPS EVENT CODE	Customer Extract Description	External (USPS.com) Second Level Scripting	External SMS Scripting (if different from Second Level)	External (USPS.com) First Scripting	Level	External (USPS.com) Status Category	Start the Clock Event?	Stop the Clock Event?	Last update
VO	MISSING MAIL SEARCH REQUEST CLOSED	Missing Mail Search Request Closed		The Missing Mail Search Request for your item has been closed as of <TIME> on <DATE>.		Alert	No	No	2021
VP	CARRIER PICK-UP	n/a		n/a		n/a	No	No	
VR	REDELIVERY SCHEDULED	Redelivery Scheduled		The customer has requested that the Postal Service redeliver this item on DATE in CITY, STATE ZIPCODE.		In Transit	No	No	
VS	PACKAGE RETURN NOTICE GENERATED	n/a		n/a		n/a	No	No	
VX	PACKAGE RESEARCH CASE CLOSED XXX (where XXX is the case number if available)	n/a		n/a		n/a	No	No	
WN	n/a	n/a		n/a		n/a	No	No	6/4/2017
WX	WEATHER DELAY	Processing Exception, Regional Weather Delay		Your shipment has potentially been delayed due to weather conditions at TIME on DATE in CITY, STATE ZIPCODE.		Alert	No	No	

USPS EVENT CODE	Customer Extract Description	External (USPS.com) Second Level Scripting	External SMS Scripting (if different from Second Level)	External (USPS.com) First Scripting	Level	External (USPS.com) Status Category	Start the Clock Event?	Stop the Clock Event?	Last update
61	RECEIVED BY AGENT	Received by Agent		Your item was received by the agent at TIME on DATE in CITY, STATE ZIPCODE.		Delivered to Agent	No	No	
62	RECIPIENT NOTIFIED BY AGENT	Recipient notified by Agent		Your item was received by the agent at TIME on DATE in ZIP Code ZIPCODE.		Delivered to Agent	No	No	
63	DELIVERED TO RECIPIENT BY AGENT	Delivered to Recipient by Agent		Your item was delivered to recipient by the agent at TIME on DATE in CITY, STATE ZIPCODE.		Delivered	No	No	
64	UNDELIVERABLE TO RECIPIENT BY AGENT	Undeliverable to Recipient by Agent		Your item was undeliverable to recipient by the agent at TIME on DATE in CITY, STATE ZIPCODE.		Alert	No	No	
65	NOT RECEIVED BY AGENT	n/a		n/a		n/a	No	No	
GX	SHIPPING LBL CREATED USPS AWAITS ITEM	Shipping Label Created, USPS Awaiting Item		A shipping label has been prepared for your item at TIME on DATE in CITY, STATE ZIPCODE. This does not indicate receipt by the USPS or the actual mailing date.		Pre-Shipment	No	No	7/07/2022
GX	LABEL CANCELLED	Notified that Delivery Partner will handle delivery; check with partner or sender		The Postal Service was notified on <DATE> that the package with this tracking number will be delivered by a different delivery partner. There will be no additional USPS tracking updates. Please check with the delivery partner or sender if you need more information.					7/22/2018

USPS EVENT CODE	Customer Extract Description	External (USPS.com) Second Level Scripting	External SMS Scripting (if different from Second Level)	External (USPS.com) First Scripting	Level	External (USPS.com) Status Category	Start the Clock Event?	Stop the Clock Event?	Last update
GX	LABEL PRINTED AT POST OFFICE	Shipping Label Printed at Post Office		A shipping label has been printed for your item at the Post Office on DATE in LOCATION.		Pre-Shipment	No	No	August 2022
GX	LABEL PRINTED AT SSK	Shipping Label Printed at Self-Service Kiosk		A shipping label has been printed for your item at the Self-Service Kiosk on DATE in LOCATION.		Pre-Shipment	No	No	August 2022
GX	LABEL PRINTED AT BUSINESS PARTNER	Shipping Label Printed at USPS Business Partner		A shipping label has been printed for your item with a USPS Business Partner on DATE in LOCATION.		Pre-Shipment	No	No	August 2022
80	PICK UP BY SHIP PTNR USPS AWAITS ITEM	Picked Up By Shipping Partner, USPS Awaiting Item		Your item was picked up by a shipping partner at TIME on DATE in CITY, STATE ZIPCODE. This does not indicate receipt by the USPS or the actual mailing date.		On its Way to USPS	No	No	
81	ARRIVED SHIP PTNR SITE USPS AWAITS ITEM	Arrived Shipping Partner Facility, USPS Awaiting Item		Your item arrived at a shipping partner facility at TIME on DATE in CITY, STATE ZIPCODE. This does not indicate receipt by the USPS or the actual mailing date.		On its Way to USPS	No	No	
82	DEPART SHIP PTNR SITE USPS AWAITS ITEM	Departed Shipping Partner Facility, USPS Awaiting Item		Your item departed a shipping partner facility at TIME on DATE in CITY, STATE ZIPCODE. This does not indicate receipt by the USPS or the actual mailing date.		On its Way to USPS	No	No	
83	TENDERED TO POSTAL SERVICE	Tendered to Postal Service		Your item was tendered to the U.S. Postal Service by a shipping partner at TIME on DATE in CITY, STATE ZIPCODE.		Accepted	No	No	

USPS EVENT CODE	Customer Extract Description	External (USPS.com) Second Level Scripting	External SMS Scripting (if different from Second Level)	External (USPS.com) First Scripting	Level	External (USPS.com) Status Category	Start the Clock Event?	Stop the Clock Event?	Last update
89	N/A	Merchant Order Receipt Notification, USPS Awaiting Item		We have been notified that an order has been received by the merchant for your item at TIME on DATE in CITY, STATE ZIPCODE. This does not indicate receipt by the USPS or the actual mailing date.		Pre-Shipment	No	No	
84	ARRIVED AGENT FACILITY	Arrived Agent Facility		Your item arrived at an agent facility at TIME on DATE in CITY, STATE ZIPCODE.		Delivered to Agent	No	No	
85	DEPART AGENT FACILITY	Departed Agent Facility		Your item departed an agent facility at TIME on DATE in CITY, STATE ZIPCODE.		Delivered to Agent	No	No	
86	DELIVERED BY AGENT TO MERCHANT	Delivered by Agent to Merchant		Your item was delivered by an agent to a merchant at TIME on DATE in CITY, STATE ZIPCODE.		Delivered to Agent	No	No	7/26/2022
87	FINAL DISPOSITION BY AGENT	Final Disposition by Agent		Your item received its final disposition by an agent at TIME on DATE in CITY, STATE ZIPCODE.		Delivered to Agent	No	No	

Appendix G-5: Scan Event Codes – International Mail

PTR EVENT	EVENT NAME	START THE CLOCK EVENT	STOP THE CLOCK EVENT
A0	FOREIGN ACCEPTANCE	N	N
AF	HANDOFF TO INTERMEDIATE AIRLINE CARRIER	N	N
AG	RECEIVED FROM INTERMEDIATE AIRLINE CARRIER	N	N
AH	DELIVERED TO POSTAL AGENT	N	N
AJ	INTERMEDIATE TRANSFER AIRPORT	N	N
AP	ACCEPTED BY ORIGIN AIRLINE CARRIER	N	N
AR	ARRIVED AT INTERNATIONAL SERVICE CENTER	Y	N
AS	ARRIVED IN DESTINATION COUNTRY	N	N
AT	ORIGIN AIRLINE CARRIER DEPARTED/UPLIFT	N	N
B0	FOREIGN ARRIVAL AT OUTWARD OFFICE	N	N
B1	CUSTOMS CLEARANCE	N	Y
B2	INTO CUSTOMS	N	Y
B3	OUT OF CUSTOMS	N	N
B5	OUTBOUND - OUT OF US CUSTOMS	N	N
BA	BAD ADDRESS	N	N
BB	ARRIVED AT INTERNATIONAL SERVICE CENTER	N	N
BR	DELIVERED BY BROKER	N	N
BX	BUMPED DELAY	N	N
C0	FOREIGN INTERNATIONAL DISPATCH	N	N
CA	CLOSED ON ARRIVAL	N	N
CC	AWAITING CONSIGNEE COLLECTION	N	N
CD	CLEARANCE DELAY	N	N
CI	INBOUND INTO CUSTOMS	N	N
CM	CUSTOMER MOVED	N	N
CO	INBOUND OUT OF CUSTOMS	Y	N
CR	RELEASE FROM CUSTOMS/BOND	N	N
D0	PROCESSED THROUGH OFFICE OF EXCHANGE	N	N
D1	ARRIVED AT FACILITY	N	N
D2	DEPARTED FACILITY	N	N
DD	INTERNATIONAL DISPATCH READY	N	Y
DF	HELD AT DELIVERY DEPOT/DELIVERY OFFICE	N	N
DG	OUT FOR DELIVERY	N	N
DH	COLLECT FOR PICKUP	N	N
DL	DELIVERED (WITH SIGNATURE)	N	N
DN	DELIVERED DAMAGED	N	N
DP	DISPOSAL	N	N
DT	TRANSIT MAIL DISPATCH	N	N
E0	CUSTOMS CLEARANCE	N	N
EA	ENROUTE ARRIVAL	N	N
ED	ENROUTE DEPARTURE	N	N
F0	CUSTOMS CLEARANCE PROCESSING COMPLETE	N	N

PTR EVENT	EVENT NAME	START THE CLOCK EVENT	STOP THE CLOCK EVENT
G0	ARRIVAL AT POST OFFICE	N	N
H0	ATTEMPTED DELIVERY ABROAD	N	N
H8	FOREIGN RETURN TO SENDER	N	N
HP	HELD FOR PAYMENT	N	N
HX	HOLIDAY DELAY	N	N
I0	DELIVERED	N	N
IC	RECEIPT INTO CUSTOMS/BOND	N	N
J0	ARRIVAL AT TRANSIT OFFICE FROM EXCHANGE	N	N
K0	DEPART FROM TRANSIT OFFICE OF EXCHANGE	N	N
K1	FORWARDING TO US CUSTOMS	N	N
K2	CONTACT US CUSTOMS	N	N
K3	FORWARDED BY USPS	N	N
K4	R.T.S: IMPROPER DOCUMENTATION	N	N
K5	R.T.S: ABANDONMENT	N	N
K6	R.T.S: DUTY NONPAYMENT	N	N
K7	PICKED UP AT CUSTOMS UNIT	N	N
LT	MISSED DELIVERY CYCLE	N	N
MC	MISCODE	N	N
ME	HELD IN CUSTOMS	N	N
MF	PROCESSED THROUGH OFFICE OF EXCHANGE	N	N
MS	MISSORT	N	N
ND	NOT DELIVERED	N	N
NH	NOT HOME	N	N
NP	ORIGIN POST IS PREPARING SHIPMENT	N	N
OH	ON HOLD	N	N
OK	INTERNATIONAL DELIVERED WITH SIGNATURE	N	N
OS	ORIGINATING PMPC SCAN	N	N
PD	PARTIAL DELIVERY	N	N
PE	EPG ORIGIN POST IS PREPARING SHIPMENT	N	N
PO	PROCESSED AT ORIGIN	N	N
PU	SHIPMENT PICK UP	N	N
RD	REFUSED DELIVERY	N	N
RE	REFUSED ENTRY BY CUSTOMS	N	N
RT	RETURNED TO CONSIGNOR	N	N
SC	SERVICE CHANGE	N	N
SS	SHIPMENT STOPPED	N	N
TA	TRANSIT MAIL ARRIVAL	N	N
TP	ONFORWARDED TO THIRD PARTY	N	N
TR	TRANSFERRED THROUGH SERVICE CENTER	N	N
WC	WITH COURIER	N	N
WX	WEATHER DELAY	N	N

EDI Event Codes

PTR Event Code	PTR Description	AT7 01 Status Code	AT7 02 Reason Code
01	DELIVERED	D1	NS
02	NOTICE LEFT	AH	AQ
03	ACCEPT OR PICKUP	O1	NS
04	REFUSED	A7	AM
05	UNDELIVERABLE AS ADDRESSED	DE	A2
06	FORWARDED	Z1	B2
07	ARRIVAL AT UNIT	X4	FN
08	MISSENT	SD	AA
09	RETURN TO SENDER	A3	NS
10	PROCESSED THROUGH USPS SORT FACILITY	O1	NS
11	SEIZED BY LAW ENFORCEMENT	AP	BG
12	VISIBLE DAMAGE	A9	AK
14	AVAILABLE FOR PICKUP	AV	NS
15	MIS-SHIPPED	SD	I6
16	AVAILABLE FOR PICKUP	AV	NS
17	PICKED UP BY AGENT	CP	BI
19	DC/EVS ARRIVE	X5	NS
21	NO SUCH NUMBER	A3	A2
21	NO SUCH STREET NUMBER	A3	G2
21	MISSING OR NO SUCH APT STE NUMBER	A3	G3
21	NO SUCH CITY OR STATE FOR ZIP CODE	A3	H4
22	NO SUCH CITY OR STATE FOR ZIP CODE	A3	A2
23	MOVED, LEFT NO ADDRESS	A3	G4
24	FORWARD EXPIRED	A3	A2
25	ADDRESSEE UNKNOWN	A3	E8
26	VACANT	A3	E8
27	UNCLAIMED/MAX HOLD TIME EXPIRED	A3	2Q
28	RETURN TO SENDER	A3	NS
29	RETURN TO SENDER	A3	NS
30	NO ACCESS	DE	L6
31	RETURN TO SENDER / NOT PICKED UP	A3	2Q
32	DEAD MAIL / DISPOSED BY POST OFFICE	AP	BG
33	DEAD MAIL / SENT TO RECOVERY CENTER	AP	BG
35	VAULT TURNOVER	X6	BG
36	TRANSFER TO EMPLOYEE	X6	BG
38	REGISTERED MAIL DISPATCH SIGNATURE	X6	BG
39	REGISTERED MAIL DISPATCH WITNESS	X6	BG
40	TRANSFER FROM VAULT	X6	BG
41	RECEIVED AT OPENING UNIT	D1	A3
42	USPS HAND OFF TO SHIPPING PARTNER	AJ	DU
43	PICKED UP	AF	NS
44	CUSTOMER RECALL	A3	E2
45	TENDERED TO MILITARY AGENT	P1	F2
46	DUPLICATE LABEL ID	XB	BC
51	BUSINESS CLOSED	AH	A1
52	NOTICE LEFT	AH	NS
53	RECEPTACLE BLOCKED	AH	NS
54	RECEPTACLE FULL/ITEM OVERSIZED	AH	H3
55	NO SECURE LOCATION AVAILABLE	AH	NS
56	NO AUTHORIZED RECIPIENT AVAILABLE	AH	G7
57	LOCAL WEATHER DELAY	SD	I7
58	HELD AT POST OFFICE CUSTOMER REQUEST RETRIEVED FROM PARCEL LOCKER	AH	SD
59	PHYSICAL OUT DELIVERY SCAN	NS	RU
60	TENDERED TO AGENT FOR FINAL DELIVERY	AJ	LL

PTR Event Code	PTR Description	AT7 01 Status Code	AT7 02 Reason Code
61	RECEIVED BY AGENT	AJ	NS
62	RECIPIENT NOTIFIED BY AGENT	AH	NS
63	DELIVERED TO RECIPIENT BY AGENT	D1	NS
64	UNDELIVERED TO RECIPIENT BY AGENT	AP	E8
65	NOT RECEIVED BY AGENT	SD	BG
71	DELIVERY DELAY	DE	I2
72	ANIMAL INTERFERENCE	SD	W4
73	AVAILABLE FOR REDELIVERY OR PICKUP	AV	NS
80	PICKED UP BY SHIPPING PARTNER	X4	AJ
81	ARRIVED SHIPPING PARTNER FACILITY	X4	AJ
82	DEPARTED SHIPPING PARTNER FACILITY	P1	AJ
A1	ARRIVE USPS SORT FACILITY	O1	NS
AD	ACCEPTANCE AT DESTINATION	BS	NS
AE	ARRIVE USPS SORT FACILITY	X4	NA
BE	PROCESSED	O1	NS
C1	CONTAINER CLOSE	CL	NS
DD	PROCESSED THROUGH USPS SORT FACILITY	II	PP
DE	DEPART USPS SORT FACILITY	P1	NS
DX	DELIVERY STATUS NOT UPDATED	DE	I2
EF	DEPART USPS SORT FACILITY	P1	NS
E1	DEPARTED USPS FACILITY	P1	NS
L1	DEPART USPS SORT FACILITY	CP	NS
LX	PROCESSING EXCEPTION	X6	RC
MA	PRE-SHIPMENT INFO SENT TO USPS	XB	NS
MR	PICKED UP AND PROCESSED BY AGENT	BA	AJ
OA	ORIGIN ACCEPTANCE	BA	NS
OD	PROCESSED AT USPS DESTINATION FACILITY	O1	NS
OF	OUT FOR DELIVERY	OD	NS
P1	PLACARD ASSIGN	XB	BG
PC	SORTING/PROCESSING COMPLETE	SC	FN
R1	READY TO PROCESS	O1	NS
RB	LISTED ON REGISTERED MAIL DISPATCH BILL	O1	NS
SF	DEPART POST OFFICE	P1	NS
T1	DEPART USPS SORT FACILITY	OA	NS
TM	SHIPMENT ACCEPTANCE	XB	P2
U1	ARRIVE USPS SORT FACILITY	O1	NS
GX	SHIPPING LABEL CREATED	XB	AJ
UA	ACCEPTED AT USPS FACILITY	SD	BC
MK	ALERT MID USER BY ANOTHER MID OWNER	DE	BX
MP	ALERT MID USER NOT REGISTERED TO EFN MID	DE	BX
MU	ALERT MID USER NEEDS TO BE REGISTERED	DE	BX
MX	ALERT MID HAS BEEN INACTIVATED	DE	BX
VC	CASE CREATED	XB	AJ
VX	CASE CLOSED	XB	AJ
VR	REDELIVERY SCHEDULED	AH	SD
VS	RETURN NOTICED GENERATED	A3	NS
??	Any event not defined	DE	BG
WX	PROCESSING EXCEPTION REG WEATHER DELAY	SD	I7
TX	PROCESSING EXCEPTION REG TRANS DELAY	DE	I2
OX	PROCESSING EXCEPTION OTHER DELAY	SD	W4

Appendix H: eVS Reconciliation Extract File

These tables define the file structure for each adjustment file that will be passed to PTR/DTS from eVS. The files will be created from the eVS batch process. All records will be in the pipe-delimited format **with a fixed number of fields**.

Field Data Types

Each field will have one of the following data types:

1. Alpha / Numeric – variable length field containing letters, numbers, or possibly punctuation
2. Numeric (12, 4) – fixed-width field containing only numbers. Implied decimal point between 8th and 9th characters. There will be 8 digits to the left of the implied decimal point, 4 digits to the right. For example, the value 99,999,999.9999 will be written as 999999999999; the value 0.1 will be written as 000000001000.
3. Numeric (8) – fixed-width field containing only numbers. No implied decimal point.
4. Null fields – Fields with Field Name of “null” will always be empty and have no data type.

eVS Adjustment Header Record

Description: Header (H1) record will be similar for all adjustment types with one per file.

Element Name: Header Record				
Position	Field Name	Data Type	Size (Bytes)	Definition
1	Record Type	Alpha/Numeric	2	H1
2	Master Mailer ID	Alpha/Numeric	9	
3	Version ID	Alpha/Numeric	3	Default to 010
4	null			
5	Document ID	Alpha/Numeric	4	210R
6	Record Position	Alpha/Numeric	2	00
7	Business Type Indicator	Alpha/Numeric	1	"N" – Notice "I" -- Interim "A" - Advice
8	Business Purpose Indicator	Alpha/Numeric	1	"S" - Supplemental
9	File Processing Date	Alpha/Numeric	8	YYYYMMDD
10	File Processing Number	Alpha/Numeric	19	If notice or interim, YYYYMM of USPS fiscal year, followed by usage indicator, followed by, if applicable, mail class value. If advice, transaction ID.
11	null			
12	CRID	Alpha/Numeric	15	CRID of master mailer.
13	Master Mailer ID	Alpha/Numeric	9	
14	Permit Number	Numeric (8)	8	
15	null			
16	null			
17	Net Amount Due	Numeric (12,4)	12	If notice or interim, the Total Proposed Amount for all adjustments in the file.
18	null			
19	null			
20	Permit Holder Name	Alpha/Numeric	50	
21	Permit Holder Address	Alpha/Numeric	100	

Element Name: Header Record				
Position	Field Name	Data Type	Size (Bytes)	Definition
22	Permit Holder City	Alpha/Numeric	100	
23	Permit Holder State	Alpha/Numeric	10	
24	Permit Holder ZIP	Alpha/Numeric	20	
25	Permit Holder Contact Name	Alpha/Numeric	100	
26	Permit Holder Contact Number	Alpha/Numeric	20	
27	Null			
28	Null			
29	Null			
30	Null			
31	Null			
32	Null			
33	x	Alpha/Numeric	1	'x' character at end of line.

eVS Postage Sample Factor Adjustment Record Types

Description: This summary (S1) record will describe the fields for the **Postage Sample Factor Adjustment**. There will be one per file. One mail class per file.

Element Name: S1 Record				
Position	Field Name	Data Type	Size (Bytes)	Definition
1	Record Type	Alpha/Numeric	2	S1
2	Master Mailer ID	Alpha/Numeric	9	
3	File Version ID	Alpha/Numeric	3	010
4	null	Alpha/Numeric		
5	Document ID	Alpha/Numeric	4	210
6	Record Position	Alpha/Numeric	2	00
7	Usage Indicator	Alpha/Numeric	2	"PA" - Postage Adjustment
8	Reporting Year/Month	Alpha/Numeric	6	YYYYMM (USPS fiscal year and month).
9	Transaction ID	Alpha/Numeric	19	
10	Transaction Status Code	Alpha/Numeric	10	
11	null			
12	Average Per-Piece Postage for Mail Class	Numeric (12,4)	12	
13	Mail Class Code	Alpha/Numeric	4	
14	null			
15	null			
16	Mail Class Adj Amt Actual	Numeric (12,4)	12	if business type indicator is "A", this field contains the actual amount, else zeroes
17	Mail Class Adj Amt Proposed	Numeric (12,4)	12	if business type indicator is not "A", this field contains the proposed amount, else zeroes
18	Total Pieces of Mail Class Sample for PAF	Numeric (12,4)	12	
19	Total eVS Calculate Manifest Postage	Numeric (12,4)	12	
20	Total eVS Calculated Samples' Postage	Numeric (12,4)	12	
21	null			
22	Calculated Manifest Adjustment Factor	Numeric (12,4)	12	
23	x	Alpha/Numeric	1	'x' character at end of line.

eVS Postage Sample Factor Adjustment Record Types

Description: This detail (D1) record will describe the fields for the **Postage Sample Factor Adjustment**. There will be one per file. One mail class per file.

Element Name: Detail Record				
Position	Field Name	Data Type	Size (Bytes)	Definition
1	Record Type	Alpha/Numeric	2	D1
2	Master Mailer ID	Alpha/Numeric	9	
3	File Version ID	Alpha/Numeric	3	010
4	null			
5	Document ID	Alpha/Numeric	4	210
6	Record Position	Alpha/Numeric	2	00
7	Usage Indicator	Alpha/Numeric	2	"PA" - Postage Adjustment
8	Piece Identification Code (PIC)	Alpha/Numeric	34	
9	Piece Mailer ID	Alpha/Numeric	9	
10	Customer Reference Number	Alpha/Numeric	30	
11	Customer Manifest Transaction ID	Alpha/Numeric	12	YYYYMMDD####
12	Main EFN	Alpha/Numeric	34	
13	Sub EFN	Alpha/Numeric	34	
14	Date of Mailing	Alpha/Numeric	8	YYYYMMDD
15	Sampling Date	Alpha/Numeric	8	YYYYMMDD
16	null			
17	null			
18	null			
19	null			
20	Manifest Package Destination ZIP	Alpha/Numeric	5	
21	null			
22	USPS ZIP Location of Sample	Alpha/Numeric	5	
23	Manifest Mail Class	Alpha/Numeric	2	
24	Sample Mail Class	Alpha/Numeric	2	
25	null			
26	null			
27	eVS Processing Category	Alpha/Numeric	1	
28	Sample Piece Processing Category	Alpha/Numeric	1	
29	Mailer Routing Barcode	Alpha/Numeric	1	Original Mailer Value
30	Sample Pre-barcode	Alpha/Numeric	1	
31	null			
32	Manifest Weight	Numeric (12,4)	12	
33	Sample Piece Weight	Numeric (12,4)	12	
34	Manifest DIM Weight	Numeric (12,4)	12	
35	Sample DIM Weight	Numeric (12,4)	12	
36	Manifest Length	Numeric (12,4)	12	
37	Sample Length	Numeric (12,4)	12	
38	Manifest Width	Numeric (12,4)	12	
39	Sample Width	Numeric (12,4)	12	
40	Manifest Height	Numeric (12,4)	12	
41	Sample Height	Numeric (12,4)	12	
42	null			

Appendix H –eVS Reconciliation Extract File

Element Name: Detail Record				
Position	Field Name	Data Type	Size (Bytes)	Definition
43	eVS Destination Rate Indicator	Alpha/Numeric	1	
44	Sample Destination Rate Indicator	Alpha/Numeric	1	Sample Destination Rate Indicator.
45	Mailer Rate Indicator	Alpha/Numeric	2	Original mailer value.
46	Sample Rate indicator	Alpha/Numeric	2	
47	null			
48	null			
49	eVS Calculated Zone	Alpha/Numeric	2	Original mailer value.
50	eVS Sample Piece Zone	Alpha/Numeric	2	Zone based on sample data.
51	null			
52	Total Mailer Manifested Postage	Numeric (12,4)	12	
53	null			
54	eVS Manifest Postage	Numeric (12,4)	12	
55	Sample Piece Postage	Numeric (12,4)	12	
56	Null			
57	Null			
58	Null			
59	Null			
60	Null			
61	Null			
62	Null			
63	Null			
64	Null			
65	Null			
66	Null			
67	Null			
68	Null			
69	Null			
70	Null			
71	Null			
72	Null			
73	Null			
74	Null			
75	Null			
76	Null			
77	Null			
78	Null			
79	Null			
80	Null			
81	x	Alpha/Numeric	1	'x' character at end of line.

eVS Duplicate Packages Postage Due Record Types

Description: This summary (S1) record will describe the fields for the **Duplicate Packages Postage Due Adjustment**. There will be one per file. One mail class per file.

Element Name: S1 Record				
Position	Field Name	Data Type	Size (Bytes)	Definition
1	Record Type	Alpha/Numeric	2	S1
2	Master Mailer ID	Alpha/Numeric	9	

Appendix H –eVS Reconciliation Extract File

Element Name: S1 Record				
Position	Field Name	Data Type	Size (Bytes)	Definition
3	File Version ID	Alpha/Numeric	3	010
4	null			
5	Document ID	Alpha/Numeric	4	210
6	Record Position	Alpha/Numeric	2	00
7	Usage Indicator	Alpha/Numeric	2	"DP" – Duplicate Package Postage
8	Reporting Year/Month	Alpha/Numeric	6	YYYYMM
9	Transaction ID	Alpha/Numeric	19	
10	Transaction Status Code	Alpha/Numeric	10	
11	null			
12	Average Per-Piece Postage for Mail Class	Numeric (12,4)	12	
13	Mail Class Code	Alpha/Numeric	4	
14	null			
15	null			
16	Mail Class Adj Amt Actual	Numeric (12,4)	12	if business type indicator is "A", this field contains the actual amount, else null
17	Mail Class Adj Amt Proposed	Numeric (12,4)	12	if business type indicator is not "A", this field contains the proposed amount, else null
18	null			
19	null			
20	null			
21	null			
22	null			
23	x	Alpha/Numeric	1	'x' character at end of line.

Description: This detail (D1) record will describe the fields for the **Duplicate Packages Postage Due Adjustment**. There will be zero to many records per file.

Element Name: D1 Record				
Position	Field Name	Data Type	Size (Bytes)	Definition
1	Record Type	Alpha/Numeric	2	D1
2	Master Mailer ID	Alpha/Numeric	9	
3	File Version ID	Alpha/Numeric	3	010
4	null			
5	Document ID	Alpha/Numeric	4	210
6	Record Position	Alpha/Numeric	2	00
7	Usage Indicator	Alpha/Numeric	2	"DP" – Duplicate Package Postage
8	Piece Identification Code (PIC)	Alpha/Numeric	34	
9	Piece Mailer ID	Alpha/Numeric	9	
10	null			
11	null			
12	Main EFN	Alpha/Numeric	34	
13	Sub EFN	Alpha/Numeric	34	
14	PTR Transmission Date	Alpha/Numeric	8	YYYYMMDD
15	Package Scan Date	Alpha/Numeric	8	YYYYMMDD
16	PTS Event Type	Alpha/Numeric	20	Event text, as translated from PTS Event Code (i.e. Delivered, Picked Up, etc.
17	null			
18	null			
19	null			
20	null			
21	null			

Appendix H –eVS Reconciliation Extract File

Element Name: D1 Record				
Position	Field Name	Data Type	Size (Bytes)	Definition
22	Scan ZIP Code	Alpha/Numeric	5	
23	null			
24	Mail Class	Alpha/Numeric	2	
25	null			
26	null			
27	null			
28	null			
29	null			
30	null			
31	null			
32	null			
33	null			
34	null			
35	null			
36	null			
37	null			
38	null			
39	null			
40	null			
41	null			
42	null			
43	null			
44	null			
45	null			
46	null			
47	null			
48	null			
49	null			
50	null			
51	null			
52	null			
53	null			
54	null			
55	Additional Postage Due	Numeric (12,4)	12	The per piece postage charge for the duplicate package
56	null			
57	null			
58	null			
59	null			
60	null			
61	null			
62	null			
63	null			
64	null			
65	null			
66	null			
67	null			
68	null			
69	null			
70	null			
71	null			
72	null			
73	null			
74	null			
75	null			

Appendix H –eVS Reconciliation Extract File

Element Name: D1 Record				
Position	Field Name	Data Type	Size (Bytes)	Definition
76	null			
77	null			
78	null			
79	null			
80	null			
81	x	Alpha/Numeric	1	'x' character at end of line.

eVS Unmanifested Packages Postage Due Record Types

Description: This summary (S1) record will describe the fields for the Unmanifested Packages Postage Due Adjustment. There will be one per file. One mail class per file.

Element Name: S1 Record				
Position	Field Name	Data Type	Size (Bytes)	Definition
1	Record Type	Alpha/Numeric	2	S1
2	Master Mailer ID	Alpha/Numeric	9	
3	File Version ID	Alpha/Numeric	3	010
4	null			
5	Document ID	Alpha/Numeric	4	210
6	Record Position	Alpha/Numeric	2	00
7	Usage Indicator	Alpha/Numeric	2	"UP" – Unmanifested Postage
8	Reporting Year/Month	Alpha/Numeric	6	YYYYMM
9	Transaction ID	Alpha/Numeric	19	
10	Transaction Status Code	Alpha/Numeric	10	
11	null			
12	Average Per-Piece Postage for Mail Class	Numeric (12,4)	12	
13	Mail Class Code	Alpha/Numeric	4	'NA' for unknown mail class.
14	null			
15	null			
16	Mail Class Adj Amt Actual	Numeric (12,4)	12	if business type indicator is "A", this field contains the actual amount, else null
17	Mail Class Adj Amt Proposed	Numeric (12,4)	12	if business type indicator not "A", this field contains the proposed amount, else null
18	null			
19	null			
20	null			
21	null			
22	null			
23	x	Alpha/Numeric	1	'x' character at end of line.

Description: This detail (D1) record will describe the fields for the Unmanifested Packages Postage Due Adjustment. There will be zero to many records per file.

Element Name: D1 Record				
Position	Field Name	Data Type	Size (Bytes)	Definition
1	Record Type	Alpha/Numeric	2	D1
2	Master Mailer ID	Alpha/Numeric	9	
3	File Version ID	Alpha/Numeric	3	010

Appendix H –eVS Reconciliation Extract File

Element Name: D1 Record				
Position	Field Name	Data Type	Size (Bytes)	Definition
4	null			
5	Document ID	Alpha/Numeric	4	210
6	Record Position	Alpha/Numeric	2	00
7	Usage Indicator	Alpha/Numeric	2	"UP" – Unmanifested Postage
8	Piece Identification Code (PIC)	Alpha/Numeric	34	
9	Piece Mailer ID	Alpha/Numeric	9	
10	null			
11	null			
12	null			
13	null			
14	PTR Transmission Date	Alpha/Numeric	8	YYYYMMDD
15	Package Scan Date	Alpha/Numeric	8	YYYYMMDD
16	null			
17	null			
18	null			
19	null			
20	null			
21	null			
22	Scan ZIP Code	Alpha/Numeric	5	
23	null			
24	Mail Class	Alpha/Numeric	2	'NA' for unknown mail class.
25	null			
26	null			
27	null			
28	null			
29	null			
30	null			
31	null			
32	null			
33	null			
34	null			
35	null			
36	null			
37	null			
38	null			
39	null			
40	null			
41	null			
42	null			
43	null			
44	null			
45	null			
46	null			
47	null			
48	null			
49	null			
50	null			
51	null			
52	null			
53	null			
54	null			
55	Sample Piece Postage	Numeric (12,4)	12	Postage if the piece was sampled; else null.
55	null			
56	null			
57	null			

Appendix H –eVS Reconciliation Extract File

Element Name: D1 Record				
Position	Field Name	Data Type	Size (Bytes)	Definition
58	null			
59	null			
60	null			
61	null			
62	null			
63	null			
64	null			
65	null			
66	null			
67	null			
68	null			
69	null			
70	null			
71	null			
72	null			
73	null			
74	null			
75	null			
76	null			
77	null			
78	null			
79	null			
80	null			
81	x	Alpha/Numeric	1	'x' character at end of line.

eVS Destination Entry Mis-Shipped Discount Adjustment Record Types

Description: This summary (S1) record will describe the fields for the **Mis-Shipped Adjustment**. There will be one per file. One mail class per file

Element Name: S1 Record				
Position	Field Name	Data Type	Size (Bytes)	Definition
1	Record Type	Alpha/Numeric	2	S1
2	Master Mailer ID	Alpha/Numeric	9	
3	File Version ID	Alpha/Numeric	3	010
4	null			
5	Document ID	Alpha/Numeric	4	210
6	Record Position	Alpha/Numeric	2	00
7	Usage Indicator	Alpha/Numeric	2	"MS" – Mis-Shipped Adjustment
8	Reporting Year/Month	Alpha/Numeric	6	YYYYMM
9	Transaction ID	Alpha/Numeric	19	
10	Transaction Status Code	Alpha/Numeric	10	
11	null			
12	null			
13	Mail Class Code	Alpha/Numeric	4	'NA' for unknown mail class.
14	null			
15	null			
16	Mail Class Adj Amt Actual	Numeric (12,4)	12	if business type indicator is "A", this field contains the actual amount, else null
17	Mail Class Adj Amt Proposed	Numeric (12,4)	12	if business type indicator is not "A", this field contains the proposed amount, else null
18	null			
19	null			
20	null			
21	null			
22	null			
23	x	Alpha/Numeric	1	'x' character at end of line.

Description: This detail (D1) record will describe the fields for the **Mis-Shipped Adjustment**. There will be zero to many records per file.

Element Name: D1 Record				
Position	Field Name	Data Type	Size (Bytes)	Definition
1	Record Type	Alpha/Numeric	2	D1
2	Master Mailer ID	Alpha/Numeric	9	
3	File Version ID	Alpha/Numeric	3	010
4	null			
5	Document ID	Alpha/Numeric	4	210
6	Record Position	Alpha/Numeric	2	00
7	Usage Indicator	Alpha/Numeric	2	"MS" – Mis-Shipped Adjustment
8	Piece Identification Code (PIC)	Alpha/Numeric	34	
9	Piece Mailer ID	Alpha/Numeric	9	
10	Customer Reference Number	Alpha/Numeric	30	
11	Customer Manifest Transaction ID	Alpha/Numeric	12	YYYYMMDD####
12	Main EFN	Alpha/Numeric	34	
13	Sub EFN	Alpha/Numeric	34	
14	Date of Mailing	Alpha/Numeric	8	YYYYMMDD
15	Date of Acceptance Scan	Alpha/Numeric	8	YYYYMMDD

Appendix H –eVS Reconciliation Extract File

Element Name: D1 Record				
Position	Field Name	Data Type	Size (Bytes)	Definition
16	null	Alpha/Numeric		
17	null	Alpha/Numeric		
18	null	Alpha/Numeric		
19	null	Alpha/Numeric		
20	Manifest Package Destination ZIP	Alpha/Numeric	5	
21	null	Alpha/Numeric		
22	ZIP Location of scan	Alpha/Numeric	5	
23	Manifest Mail Class	Alpha/Numeric	2	Original mailer value.
24	null	Alpha/Numeric		
25	Re-shipped Mail Class	Alpha/Numeric	2	
26	Manifest Processing Category	Alpha/Numeric	1	Original mailer value.
27	eVS Processing Category	Alpha/Numeric	1	Value used by eVS to compute postage statement.
28	Re-shipped Processing Category	Alpha/Numeric	1	Value used to determine adjusted postage based on misshipped information.
29	Manifest Postal Routing Barcode	Alpha/Numeric	1	Original mailer value.
30	null	Alpha/Numeric		
31	null	Alpha/Numeric		
32	Manifest Weight	Alpha/Numeric	12	
33	null	Alpha/Numeric		
34	null	Alpha/Numeric		
35	null	Alpha/Numeric		
36	null	Alpha/Numeric		
37	null	Alpha/Numeric		
38	null	Alpha/Numeric		
39	null	Alpha/Numeric		
40	null	Alpha/Numeric		
41	null	Alpha/Numeric		
42	Manifest Destination Rate Indicator	Alpha/Numeric	1	Original mailer value.
43	eVS Destination Rate Indicator	Alpha/Numeric	1	Value eVS used on original postage statement.
44	Re-shipped Destination Rate Indicator	Alpha/Numeric	1	Value used to determine adjusted postage based on misshipped information.
45	Manifest Rate Indicator	Alpha/Numeric	2	Original mailer value.
46	Revised Rate Indicator	Alpha/Numeric	2	Value eVS used on original postage statement.
47	Re-shipped Rate Indicator	Alpha/Numeric	2	Value used to determine adjusted postage based on misshipped information.
48	Manifest Zone	Alpha/Numeric	2	Original mailer value.
49	eVS Calculated Zone	Alpha/Numeric	2	Value eVS used on original postage statement.
50	null			
51	Total Mailer Manifested Postage	Numeric (12,4)	12	
52	null			
53	Calculated Mis-Shipped Postage - Excluding Extra Services	Numeric (12,4)	12	
54	eVS Manifest Postage	Numeric (12,4)	12	Value eVS used on original postage statement.
55	Additional Postage Due	Numeric (12,4)	12	
56	Extra Service Code- 1 st Service	Alpha/Numeric	3	
57	Manifest Fee Amt for 1st Extra Service	Numeric (12,4)	12	Value eVS used on original postage statement.
58	Re-shipped Fee Amt for 1st Extra Service	Numeric (12,4)	12	Value used to determine adjusted postage based on misshipped information.

Appendix H –eVS Reconciliation Extract File

Element Name: D1 Record				
Position	Field Name	Data Type	Size (Bytes)	Definition
59	Extra Service Code- 2nd Service	Alpha/Numeric	3	
60	Manifest Fee Amt for 2nd Extra Service	Numeric (12,4)	12	Value eVS used on original postage statement.
61	Re-shipped Fee Amt for 2nd Extra Service	Numeric (12,4)	12	Value used to determine adjusted postage based on misshipped information.
62	Extra Service Code- 3rd Service	Alpha/Numeric	3	
63	Manifest Fee Amt for 3rd Extra Service	Numeric (12,4)	12	Value eVS used on original postage statement.
64	Re-shipped Fee Amt for 3rd Extra Service	Numeric (12,4)	12	Value used to determine adjusted postage based on misshipped information.
65	null			
66	null			
67	null			
68	null			
69	null			
70	null			
71	null			
72	null			
73	null			
74	null			
75	null			
76	null			
77	null			
78	null			
79	null			
80	null			
81	x	Alpha/Numeric	1	'x' character at end of line.

eVS Manifest Error Adjustment Record Types

Description: This summary (S1) record will describe the fields for the **Manifest Error Adjustment**. There will be one per file. One mail class per file.

Element Name: S1 Record				
Position	Field Name	Data Type	Size (Bytes)	Definition
1	Record Type	Alpha/Numeric	2	S1
2	Master Mailer ID	Alpha/Numeric	9	
3	File Version ID	Alpha/Numeric	3	010
4	null			
5	Document ID	Alpha/Numeric	4	210
6	Record Position	Alpha/Numeric	2	00
7	Usage Indicator	Alpha/Numeric	2	"ME" – Manifest Error Adjustment
8	Reporting Year/Month	Alpha/Numeric	6	YYYYMM
9	Transaction ID	Alpha/Numeric	19	
10	Transaction Status Code	Alpha/Numeric	10	
11	null			
12	Average Per-Piece Postage for Mail Class	Numeric (12,4)	12	
13	Mail Class Code	Alpha/Numeric	4	'NA' for unknown mail class.

Appendix H –eVS Reconciliation Extract File

14	null			
15	null			
16	Mail Class Adj Amt Actual	Numeric (12,4)	12	if business type indicator is "A", this field contains the actual amount, else null
17	Mail Class Adj Amt Proposed	Numeric (12,4)	12	if business type indicator is not "A", this field contains the proposed amount, else null
18	null			
19	null			
20	null			
21	null			
22	null			
23	x	Alpha/Numeric	1	'x' character at end of line.

Description: This detail (D1) record will describe the fields for the **Manifest Error Adjustment**. There will be zero to many records per file.

Element Name: D1 Record				
Position	Field Name	Data Type	Size (Bytes)	Definition
1	Record Type	Alpha/Numeric	2	D1
2	Master Mailer ID	Alpha/Numeric	9	
3	File Version ID	Alpha/Numeric	3	010
4	null			
5	Document ID	Alpha/Numeric	4	210
6	Record Position	Alpha/Numeric	2	00
7	Usage Indicator	Alpha/Numeric	2	"ME" – Manifest Error Adjustment
8	Piece Identification Code (PIC)	Alpha/Numeric	34	
9	Piece Mailer ID	Alpha/Numeric	9	
10	Customer Reference Number	Alpha/Numeric	30	
11	Customer Manifest Transaction ID	Alpha/Numeric	12	YYYYMMDD####
12	Main EFN	Alpha/Numeric	34	
13	Sub EFN	Alpha/Numeric	34	
14	Date of Mailing	Alpha/Numeric	8	YYYYMMDD
15	PTR Transmission Date	Alpha/Numeric	8	YYYYMMDD
16	null			
17	null			
18	null			
19	null			
20	Manifest Package Destination ZIP	Alpha/Numeric	5	
21	null			
22	Entry Facility ZIP	Alpha/Numeric	5	
23	null			
24	Mail Class	Alpha/Numeric	2	
25	null			
26	null			
27	eVS Processing Category	Alpha/Numeric	1	
28	null			
29	Manifest Postal Routing Barcode	Alpha/Numeric	1	Original mailer value.
30	null			
31	null			
32	Manifest Weight	Numeric (12,4)	12	
33	null			
34	null			

Appendix H –eVS Reconciliation Extract File

Element Name: D1 Record				
Position	Field Name	Data Type	Size (Bytes)	Definition
35	null			
36	Manifest Length	Numeric (12,4)	12	
37	null			
38	Manifest Width	Numeric (12,4)	12	
39	null			
40	Manifest Height	Numeric (12,4)	12	
41	null			
42	null			
43	eVS Destination Rate Indicator	Alpha/Numeric	1	
44	null			
45	null			
46	Revised Rate Indicator	Alpha/Numeric	2	
47	null			
48	null			
49	eVS Calculated Zone	Alpha/Numeric	2	
50	null			
51	null			
52	Total Mailer Manifested Postage	Numeric (12,4)	12	
53	null			
54	null			
55	null			
56	Extra Service Code- 1 st Service	Alpha/Numeric	3	
57	Manifest Fee Amt for 1st Extra Service	Numeric (12,4)		
58	null			
59	Extra Service Code- 2nd Service	Alpha/Numeric	3	
60	Manifest Fee Amt for 2nd Extra Service	Numeric (12,4)	12	
61	null			
62	Extra Service Code- 3rd Service	Alpha/Numeric	3	
63	Manifest Fee Amt for 3rd Extra Service	Numeric (12,4)	12	
64	null			
65	Extra Service Code - 4th Service	Alpha/Numeric	3	
66	Manifest Fee Amt for 4th Extra Service	Numeric (12,4)	12	
67	null			
68	Extra Service Code - 5th Service	Alpha/Numeric	3	
69	Manifest Fee Amt for 5th Extra Service	Numeric (12,4)	12	
70	null			
71	null			
72	null			
73	null			
74	null			
75	null			
76	null			
77	Null			

Appendix H –eVS Reconciliation Extract File

Element Name: D1 Record				
Position	Field Name	Data Type	Size (Bytes)	Definition
78	null			
79	null			
80	null			
81	x	Alpha/Numeric	1	'x' character at end of line.

eVS Presort Exceptions Discount Adjustment Record Types

Description: This summary (S1) record will describe the fields for the **Presort Exception Adjustment**. There will be one per file. One mail class per file

Element Name: S1 Record				
Position	Field Name	Data Type	Size (Bytes)	Definition
1	Record Type	Alpha/Numeric	2	S1
2	Master Mailer ID	Alpha/Numeric	9	
3	File Version ID	Alpha/Numeric	3	010
4	null			
5	Document ID	Alpha/Numeric	4	210
6	Record Position	Alpha/Numeric	2	00
7	Usage Indicator	Alpha/Numeric	2	"PS" – Presort Exception Adjustment
8	Reporting Year/Month	Alpha/Numeric	6	YYYYMM
9	Transaction ID	Alpha/Numeric	19	
10	Transaction Status Code	Alpha/Numeric	10	
11	null			
12	null			
13	Mail Class Code	Alpha/Numeric	4	
14	null	Alpha/Numeric		
15	null	Alpha/Numeric	5	
16	Mail Class Adj Amt Actual	Numeric (12,4)	12	if business type indicator is "A", this field contains the actual amount, else null
17	Mail Class Adj Amt Proposed	Numeric (12,4)	12	if business type indicator is not "A", this field contains the proposed amount, else null
18	Total Pieces of Mailing	Numeric (12,4)	12	
19	Total eVS Manifest Postage Paid	Numeric (12,4)	12	
20	null			
21	null			
22	null			
23	x	Alpha/Numeric	1	'x' character at end of line.

Appendix H –eVS Reconciliation Extract File

Description: This detail (D1) record will describe the fields for the **Presort Exception Adjustment**. There will be zero to many records per file

Element Name: D1 Record				
Position	Field Name	Data Type	Size (Bytes)	Definition
1	Record Type	Alpha/Numeric	2	D1
2	Master Mailer ID	Alpha/Numeric	9	
3	File Version ID	Alpha/Numeric	3	010
4	null			
5	Document ID	Alpha/Numeric	4	210
6	Record Position	Alpha/Numeric	2	00
7	Usage Indicator	Alpha/Numeric	2	"PS" – Presort Exception Adjustment
8	Piece Identification Code (PIC)	Alpha/Numeric	34	
9	Piece Mailer ID	Alpha/Numeric	9	
10	Customer Reference Number	Alpha/Numeric	30	
11	Customer Manifest Transaction ID	Alpha/Numeric	12	YYYYMMDD####
12	Main EFN	Alpha/Numeric	34	
13	Sub EFN	Alpha/Numeric	34	
14	null			
15	null			
16	null			
17	null			
18	null			
19	null			
20	Manifest Package Destination ZIP	Alpha/Numeric	5	
21	null			
22	null			
23	Manifest Mail Class	Alpha/Numeric	2	
24	Presort-Based Mail Class	Alpha/Numeric	2	
25	null			
26	null			
27	null			
28	null			
29	null			
30	null			
31	null			
32	Manifest Weight	Numeric (12,4)	12	
33	null			
34	null			
35	null			
36	null			
37	null			
38	null			
39	null			
40	null			
41	null			
42	null			
43	eVS Destination Rate Indicator	Alpha/Numeric	1	
44	null			
45	Manifest Rate Indicator	Alpha/Numeric	2	[originally Mailer]
46	Revised Rate Indicator	Alpha/Numeric	2	Rate indicator based on presort eligibility.
47	null			
48	null			
49	eVS Calculated Zone	Alpha/Numeric	2	
50	null			

Appendix H –eVS Reconciliation Extract File

Element Name: D1 Record				
Position	Field Name	Data Type	Size (Bytes)	Definition
51	null			
52	Total Mailer Manifested Postage	Numeric (12,4)	12	
53	Presort Exception eVS Postage	Numeric (12,4)	12	
54	USPS eVS Manifest Postage	Numeric (12,4)	12	
55	Additional Postage Due	Numeric (12,4)	12	
56	Extra Service Code – 1 st Service	Alphanumeric	3	
57	Manifest Fee Amt for 1 st Extra Service	Numeric (12,4)	12	
58	null			
59	Extra Service Code – 2nd Service	Alphanumeric	3	
60	Manifest Fee Amt for 2nd Extra Service	Numeric (12,4)	12	
61	null			
62	Extra Service Code – 3rd Service	Alphanumeric	3	
63	Manifest Fee Amt for 3rd Extra Service	Numeric (12,4)	12	
64	null			
65	Extra Service Code – 4th Service	Alphanumeric	3	
66	Manifest Fee Amt for 4th Extra Service	Numeric (12,4)	12	
67	null			
68	Extra Service Code – 5th Service	Alphanumeric	3	
69	Manifest Fee Amt for 5th Extra Service	Numeric (12,4)	12	
70	null			
71	null			
72	null			
73	null			
74	null			
75	null			
76	null			
77	null			
78	null			
79	null			
80	null			
81	x	Alpha/Numeric	1	'x' character at end of line.

eVS Content Eligibility Discount Adjustment Record Types

Description: This summary (S1) record will describe the fields for the **Content Eligibility Adjustment**. There will be one per file. One mail class per file.

Element Name: S1 Record				
Position	Field Name	Data Type	Size (Bytes)	Definition
1	Record Type	Alpha/Numeric	2	S1
2	Master Mailer ID	Alpha/Numeric	9	
3	File Version ID	Alpha/Numeric	3	010
4	null			

Appendix H –eVS Reconciliation Extract File

Element Name: S1 Record				
Position	Field Name	Data Type	Size (Bytes)	Definition
5	Document ID	Alpha/Numeric	4	210
6	Record Position	Alpha/Numeric	2	00
7	Usage Indicator	Alpha/Numeric	2	"CE" – Content Eligibility Adjustment
8	Reporting Year/Month	Alpha/Numeric	6	YYYYMM
9	Transaction ID	Alpha/Numeric	19	
10	Transaction Status Code	Alpha/Numeric	10	
11	null			
12	null			
13	Mail Class Code	Alpha/Numeric	4	
14	null			
15	null			
16	Mail Class Adj Amt Actual	Numeric (12,4)	12	if business type indicator is "A", this field contains the actual amount, else null
17	Mail Class Adj Amt Proposed	Numeric (12,4)	12	if business type indicator is not "A", this field contains the proposed amount, else null
18	null			
19	null			
20	null			
21	null			
22	null			
23	x	Alpha/Numeric	1	'x' character at end of line.

Description: This detail (D1) record will describe the fields for the Content Eligibility Adjustment. There will be zero to many records per file

Element Name: D1 Record				
Position	Field Name	Data Type	Size (Bytes)	Definition
1	Record Type	Alpha/Numeric	2	D1
2	Master Mailer ID	Alpha/Numeric	9	
3	File Version ID	Alpha/Numeric	3	010
4	null			
5	Document ID	Alpha/Numeric	4	210
6	Record Position	Alpha/Numeric	2	00
7	Usage Indicator	Alpha/Numeric	2	"CE" – Content Eligibility Adjustment
8	Piece Identification Code (PIC)	Alpha/Numeric	34	
9	Piece Mailer ID	Alpha/Numeric	9	
10	Customer Reference Number	Alpha/Numeric	30	
11	Customer Manifest Transaction ID	Alpha/Numeric	12	YYYYMMDD####
12	Main EFN	Alpha/Numeric	34	
13	Sub EFN	Alpha/Numeric	34	
14	null			
15	null			
16	null			
17	null			
18	null			
19	null			
20	Manifest Package Destination ZIP	Alpha/Numeric	5	
21	null			
22	null			
23	Manifest Mail Class	Alpha/Numeric	2	
24	Content-Based Mail Class	Alpha/Numeric	2	
25	null			
26	null			

Appendix H –eVS Reconciliation Extract File

Element Name: D1 Record				
Position	Field Name	Data Type	Size (Bytes)	Definition
27	null			
28	null			
29	null			
30	null			
31	null			
32	Manifest Weight	Numeric (12,4)	12	
33	null			
34	null			
35	null			
36	null			
37	null			
38	null			
39	null			
40	null			
41	null			
42	null			
43	eVS Destination Rate Indicator	Alpha/Numeric	1	
44	null			
45	Manifest Rate Indicator	Alpha/Numeric	2	[originally Mailer]
46	Revised Rate Indicator	Alpha/Numeric	2	Rate indicator based on content eligibility.
47	null			
48	null			
49	eVS Calculated Zone	Alpha/Numeric	2	
50	null			
51	null			
52	Total Mailer Manifested Postage	Numeric (12,4)	12	
53	Content-Based eVS Postage	Numeric (12,4)	12	
54	eVS Manifest Postage	Numeric (12,4)	12	
55	Additional Postage Due	Numeric (12,4)	12	
56	null			
57	null			
58	null			
59	null			
60	null			
61	null			
62	null			
63	null			
64	null			
65	null			
66	null			
67	null			
68	null			
69	null			
70	null			
71	null			
72	null			
73	null			
74	null			
75	null			
76	null			
77	null			
78	null			
79	null			
80	null			

Appendix H –eVS Reconciliation Extract File

Element Name: D1 Record				
Position	Field Name	Data Type	Size (Bytes)	Definition
81	x	Alpha/Numeric	1	'x' character at end of line.

eVS Shipping Fees Adjustment Record Types

Description: This summary (S1) record will describe the fields for the **Shipping Fees Adjustment**. There will be one per file.

Element Name: S1 Record				
Position	Field Name	Data Type	Size (Bytes)	Definition
1	Record Type	Alpha/Numeric	2	S1
2	Master Mailer ID	Alpha/Numeric	9	
3	File Version ID	Alpha/Numeric	3	010
4	null			
5	Document ID	Alpha/Numeric	4	210
6	Record Position	Alpha/Numeric	2	00
7	Usage Indicator	Alpha/Numeric	2	"SF" – Shipping Fees
8	Reporting Year/Month	Alpha/Numeric	6	YYYYMM
9	CAPS Transaction ID	Alpha/Numeric	19	
10	CAPS Transaction Status Code	Alpha/Numeric	10	
11	null			
12	null			
13	null			
14	null			
15	null			
16	Shipping Fees Charged	Numeric (12,4)	12	if business type indicator is "A", this field contains the actual amount, else null
17	Shipping Fees Proposed	Numeric (12,4)	12	if business type indicator is not "A", this field contains the proposed amount, else null
18	null			
19	null			
20	null			
21	null			
22	null			
23	x	Alpha/Numeric	1	'x' character at end of line.

eVS Ad-Hoc Charges Record Types

Description: This summary (S1) record will describe the fields for the **Ad-Hoc Adjustment**. There will be one per file. One mail class per file.

Element Name: S1 Record				
Position	Field Name	Data Type	Size (Bytes)	Definition
1	Record Type	Alpha/Numeric	2	S1
2	Master Mailer ID	Alpha/Numeric	9	
3	File Version ID	Alpha/Numeric	3	010
4	null			
5	Document ID	Alpha/Numeric	4	210
6	Record Position	Alpha/Numeric	2	00
7	Usage Indicator	Alpha/Numeric	2	"AH" – Ad-Hoc Charges
8	Reporting Year/Month	Alpha/Numeric	6	YYYYMM
9	Transaction ID	Alpha/Numeric	19	
10	Transaction Status Code	Alpha/Numeric	10	
11	null			
12	null			
13	null			
14	null			

Appendix H –eVS Reconciliation Extract File

Element Name: S1 Record				
Position	Field Name	Data Type	Size (Bytes)	Definition
15	null			
16	Miscellaneous Charges	Numeric (12,4)	12	if business type indicator is "A", this field contains the actual amount, else null
17	Miscellaneous Proposed	Numeric (12,4)	12	if business type indicator is not "A", this field contains the proposed amount, else null
18	null			
19	null			
20	null			
21	null			
22	null			
23	x	Alpha/Numeric	1	'x' character at end of line.

eVS Destination Entry Eligibility Adjustment Record Type

Description: This summary (S1) record will describe the fields for the **Destination Entry Eligibility Adjustment**. There will be one per file. One mail class per file.

Element Name: S1 Record				
Position	Field Name	Data Type	Size (Bytes)	Definition
1	Record Type [M]	Alpha/Numeric	2	S1
2	Master Mailer ID [M]	Alpha/Numeric	9	
3	File Version ID [M]	Alpha/Numeric	3	010
4	Null			
5	Document ID [M]	Alpha/Numeric	4	210
6	Record Position [M]	Alpha/Numeric	2	00
<u>7</u>	<u>Usage Indicator [M]</u>	Alpha/Numeric	<u>2</u>	<u>"DE" – Destination Entry Eligibility Adjustment</u>
8	Reporting Year/Month	Alpha/Numeric	6	YYYYMM
9	Transaction ID	Alpha/Numeric	19	
10	Transaction Status Code	Alpha/Numeric	10	
11	null			
12	null			
13	Mail Class Code	Alpha/Numeric	4	
14	null			
15	null			
16	Mail Class Adj Amt Actual	Numeric (12,4)	12	if business type indicator is "A", this field contains the actual amount, else null
17	Mail Class Adj Amt Proposed	Numeric (12,4)	12	if business type indicator is not "A", this field contains the proposed amount, else null
18	Total Pieces of Mailing	Numeric (12,4)	12	
19	Total eVS Manifest Postage Paid	Numeric (12,4)	12	
20	null			
21	null			
22	null			
23	x	Alpha/Numeric	1	'x' character at end of line.

Appendix H –eVS Reconciliation Extract File

Description: This detail (D1) record will describe the fields for the **Destination Entry Eligibility Adjustment**.

There will be zero to many records per file.

Element Name: D1 Record				
Position	Field Name	Data Type	Size (Bytes)	Definition
1	Record Type [M]	Alpha/Numeric	2	D1
2	Master Mailer ID [M]	Alpha/Numeric	9	
3	File Version ID [M]	Alpha/Numeric	3	010
4	Null	Alpha/Numeric		
5	Document ID [M]	Alpha/Numeric	4	210
6	Record Position [M]	Alpha/Numeric	2	00
7	Usage Indicator [M]	Alpha/Numeric	2	"DE" – Destination Entry Eligibility Adjustment
8	Package Identification Code (PIC) [M]	Alpha/Numeric	34	
9	Piece Mailer ID	Alpha/Numeric	9	
10	Customer Reference Number	Alpha/Numeric	30	
11	Customer Manifest Transaction ID	Alpha/Numeric	12	YYYYMMDD####
12	Main EFN	Alpha/Numeric	34	
13	Sub EFN	Alpha/Numeric	34	
14	Date of Mailing	Alpha/Numeric	8	YYYYMMDD
15	null			
16	null			
17	null			
18	null			
19	null			
20	Manifest Package Destination ZIP	Alpha/Numeric	5	
21	null			
22	Entry Facility ZIP	Alpha/Numeric	5	
23	Manifest Mail Class	Alpha/Numeric	2	
24	Destination Entry Default Mail Class	Alpha/Numeric	2	
25	null			
26	null			
27	Manifest Processing Category	Alpha/Numeric	1	
28	null			
29	Manifest Routing Barcode	Alpha/Numeric	1	
30	null			
31	null			
32	Manifest Weight	Numeric (12,4)	12	
33	null			
34	null			
35	null			
36	null			
37	null			
38	null			
39	null			
40	null			
41	null			
42	null			
43	eVS Manifest Destination Rate Indicator	Alpha/Numeric	1	[originally Mailer]
44	Destination Entry Default Destination Rate Indicator	Alpha/Numeric	1	
45	eVS Manifest Rate Indicator	Alpha/Numeric	2	[originally Mailer]
46	eVS Destination Entry Default Rate Indicator	Alpha/Numeric	2	Rate indicator based on destination entry eligibility.
47	null			
48	null			
49	eVS Calculated Zone	Alpha/Numeric	2	
50	null			
51	null			
52	Total Mailer Manifested Postage	Numeric (12,4)	12	

Appendix H –eVS Reconciliation Extract File

Element Name: D1 Record				
Position	Field Name	Data Type	Size (Bytes)	Definition
53	eVS Destination Entry Default Postage Amount	Numeric (12,4)	12	
54	USPS eVS Manifest Recalculated Postage Paid	Numeric (12,4)	12	
55	eVS Destination Entry Additional Postage Due	Numeric (12,4)	12	
56	Extra Service Code – 1st Service	Alpha/Numeric	3	
57	Manifest Fee Amt for 1st Extra Service	Numeric (12,4)	12	
58	null			
59	Extra Service Code – 2nd Service	Alpha/Numeric	3	
60	Manifest Fee Amt for 2nd Extra Service	Numeric (12,4)	12	
61	null			
62	Extra Service Code – 3rd Service	Alpha/Numeric	3	
63	Manifest Fee Amt for 3rd Extra Service	Numeric (12,4)	12	
64	null			
65	Extra Service Code – 4th Service	Alpha/Numeric	3	
66	Manifest Fee Amt for 4th Extra Service	Numeric (12,4)	12	
67	null			
68	Extra Service Code – 5th Service	Alpha/Numeric	3	
69	Manifest Fee Amt for 5th Extra Service	Numeric (12,4)	12	
70	null			
71	null			
72	null			
73	null			
74	null			
75	null			
76	null			
77	null			
78	null			
79	null			
80	null			
81	x	Alpha/Numeric	1	'x' character at end of line.

eVS IMpb Noncompliance Adjustment Record Type

Description: This summary (S1) record will describe the fields for the **IMpb Noncompliance Adjustment**. There will be one per file. One mail class per file.

Element Name: S1 Record				
Position	Field Name	Data Type	Size (Bytes)	Definition
1	Record Type [M]	Alpha/Numeric	2	S1
2	Master Mailer ID [M]	Alpha/Numeric	9	
3	File Version ID [M]	Alpha/Numeric	3	010
4	Null			
5	Document ID [M]	Alpha/Numeric	4	210
6	Record Position [M]	Alpha/Numeric	2	00
7	Usage Indicator [M]	Alpha/Numeric	2	"IM" – eVS IMpb Noncompliance Adjustment
8	Reporting Year/Month	Alpha/Numeric	6	YYYYMM
9	CAPS Transaction ID	Alpha/Numeric	19	
10	CAPS Transaction Status Code	Alpha/Numeric	10	
11	null			
12	null			
13	Mail Class Code	Alpha/Numeric	4	
14	null			
15	null			

Appendix H –eVS Reconciliation Extract File

Element Name: S1 Record				
Position	Field Name	Data Type	Size (Bytes)	Definition
16	Mail Class Adj Amt Actual	Numeric (12,4)	12	if business type indicator is "A", this field contains the actual amount, else null
17	Mail Class Adj Amt Proposed	Numeric (12,4)	12	if business type indicator is not "A", this field contains the proposed amount, else null
18	Total Pieces of Mailing	Numeric (12,4)	12	
19	Total eVS Manifest Postage Paid	Numeric (12,4)	12	
20	null			
21	null			
22	null			
23	x	Alpha/Numeric	1	'x' character at end of line.

Description: This detail (D1) record will describe the fields for the **IMpb Noncompliance Adjustment**. There will be zero to many records per file.

Element Name: D1 Record				
Position	Field Name	Data Type	Size (Bytes)	Definition
1	Record Type [M]	Alpha/Numeric	2	D1
2	Master Mailer ID [M]	Alpha/Numeric	9	
3	File Version ID [M]	Alpha/Numeric	3	010
4	Null	Alpha/Numeric		
5	Document ID [M]	Alpha/Numeric	4	210
6	Record Position [M]	Alpha/Numeric	2	00
7	Usage Indicator [M]	Alpha/Numeric	2	"IM" – eVS IMpb Noncompliance Adjustment
8	Package Identification Code (PIC) [M]	Alpha/Numeric	34	
9	Piece Mailer ID	Alpha/Numeric	9	
10	Customer Reference Number	Alpha/Numeric	30	
11	Customer Manifest Transaction ID	Alpha/Numeric	12	YYYYMMDD####
12	Main EFN	Alpha/Numeric	34	
13	Sub EFN	Alpha/Numeric	34	
14	Date of Mailing	Alpha/Numeric	8	YYYYMMDD
15	null			
16	null			
17	null			
18	null			
19	null			
20	Manifest Package Destination ZIP	Alpha/Numeric	5	
21	null			
22	Entry Facility ZIP	Alpha/Numeric	5	
23	Manifest Mail Class	Alpha/Numeric	2	
24	Destination Entry Default Mail Class	Alpha/Numeric	2	
25	null			
26	null			
27	Manifest Processing Category	Alpha/Numeric	1	
28	null			
29	Manifest Routing Bar code	Alpha/Numeric	1	
30	null			
31	null			
32	Manifest Weight	Numeric (12,4)	12	
33	null			
34	null			
35	null			
36	null			
37	null			
38	null			
39	null			
40	null			
41	null			

Appendix H –eVS Reconciliation Extract File

Element Name: D1 Record				
Position	Field Name	Data Type	Size (Bytes)	Definition
42	null			
43	eVS Manifest Destination Rate Indicator	Alpha/Numeric	1	[originally Mailer]
44	Destination Entry Default Destination Rate Indicator	Alpha/Numeric	1	
45	eVS Manifest Rate Indicator	Alpha/Numeric	2	[originally Mailer]
46	eVS Destination Entry RateDefault Rate	Alpha/Numeric	2	Rate indicator based on destination entry eligibility.
47	null			
48	null			
49	eVS Calculated Zone	Alpha/Numeric	2	
50	null			
51	null			
52	Total Mailer Manifested Postage	Numeric (12,4)	12	
53	eVS Destination Entry Default Postage Amount	Numeric (12,4)	12	
54	USPS eVS Manifest Recalculated Postage Paid	Numeric (12,4)	12	
55	eVS Destination Entry Additional Postage Due	Numeric (12,4)	12	
56	null			
57	null			
58	null			
59	null			
60	null			
61	null			
62	null			
63	null			
64	null			
65	null			
66	null			
67	null			
68	null			
69	null			
70	null			
71	null			
72	null			
73	null			
74	null			
75	null			
76	null			
77	null			
78	null			
79	null			
80	null			
81	X	Alpha/Numeric	1	'x' character at end of line.

eVS Incorrect Packaging Adjustment Record Types

Description: This summary (S1) record will describe the fields for the **Incorrect Packaging Adjustment**. There will be one per file. One mail class per file.

Element Name: S1 Record				
Position	Field Name	Data Type	Size (Bytes)	Definition
1	Record Type [M]	Alpha/Numeric	2	S1
2	Master Mailer ID [M]	Alpha/Numeric	9	
3	File Version ID [M]	Alpha/Numeric	3	010
4	Null			
5	Document ID [M]	Alpha/Numeric	4	210

Appendix H –eVS Reconciliation Extract File

Element Name: S1 Record				
Position	Field Name	Data Type	Size (Bytes)	Definition
6	Record Position [M]	Alpha/Numeric	2	00
7	Usage Indicator [M]	Alpha/Numeric	2	"SI" – Sampled Incorrect Packaging
8	Reporting Year/Month	Alpha/Numeric	6	YYYYMM
9	CAPS Transaction ID	Alpha/Numeric	19	
10	CAPS Transaction Status Code	Alpha/Numeric	10	
11	null			
12	null			
13	Mail Class Code	Alpha/Numeric	2	
14	null			
15	null			
16	Mail Class Adj Amt Actual	Numeric (12,4)	12	if business type indicator is "A", this field contains the actual amount, else null
17	Mail Class Adj Amt Proposed	Numeric (12,4)	12	if business type indicator is not "A", this field contains the proposed amount, else null
18	Total Pieces of Mailing	Numeric (12,4)	12	
19	Total eVS Manifest Postage Paid	Numeric (12,4)	12	
20	null			
21	null			
22	null			
23	x	Alpha/Numeric	1	'x' character at end of line.

Description: This detail (D1) record will describe the fields for the **Incorrect Packaging Adjustment**. There will be zero to many records per file.

Element Name: D1 Record				
Position	Field Name	Data Type	Size (Bytes)	Definition
1	Record Type [M]	Alpha/Numeric	2	D1
2	Master Mailer ID [M]	Alpha/Numeric	9	
3	File Version ID [M]	Alpha/Numeric	3	010
4	Null			
5	Document ID [M]	Alpha/Numeric	4	210
6	Record Position [M]	Alpha/Numeric	2	00
7	Usage Indicator [M]	Alpha/Numeric	2	"SI" – Sampled Incorrect Packing Adjustment
8	Piece Identification Code (PIC) [M]	Alpha/Numeric	34	
9	Piece Mailer ID	Alpha/Numeric	9	
10	Customer Reference Number	Alpha/Numeric	30	
11	Customer Manifest Transaction ID	Alpha/Numeric	12	YYYYMMDD####
12	Main EFN	Alpha/Numeric	34	
13	Sub EFN	Alpha/Numeric	34	
14	Date of Mailing	Alpha/Numeric	8	YYYYMMDD
15	Date of Sampling	Alpha/Numeric	8	YYYYMMDD
16	null			
17	null			
18	null			
19	null			
20	Manifest Package Destination ZIP	Alpha/Numeric	5	
21	null			
22	USPS ZIP Location of Sample	Alpha/Numeric	5	
23	Manifest Mail Class	Alpha/Numeric	2	
24	Sample Mail Class	Alpha/Numeric	2	
25	null			
26	null			
27	Manifest Processing Category	Alpha/Numeric	1	
28	Sample Processing Category	Alpha/Numeric	1	

Appendix H –eVS Reconciliation Extract File

Element Name: D1 Record				
Position	Field Name	Data Type	Size (Bytes)	Definition
29	Manifest Routing Barcode	Alpha/Numeric	1	
30	Sampling Pre-Barcoded	Alpha/Numeric	1	
31	null			
32	Manifest Weight	Numeric (12,4)	12	
33	Sample Weight	Numeric (12,4)	12	
34	Manifest DIM Weight	Numeric (12,4)	12	
35	Sample DIM Weight	Numeric (12,4)	12	
36	Manifest Length	Numeric (12,4)	12	
37	Sample Length	Numeric (12,4)	12	
38	Manifest Width	Numeric (12,4)	12	
39	Sample Width	Numeric (12,4)	12	
40	Manifest Height	Numeric (12,4)	12	
41	Sample Height	Numeric (12,4)	12	
42	null			
43	Manifest Destination Rate Indicator	Alpha/Numeric	1	
44	Sample Destination Rate Indicator	Alpha/Numeric	1	
45	Manifest Rate Indicator	Alpha/Numeric	2	
46	Sample Rate Indicator	Alpha/Numeric	2	
47	Null			
48	Mailer Zone	Alpha/Numeric	2	
49	Manifest Calculated Zone	Alpha/Numeric	2	
50	Sample Calculated Zone	Alpha/Numeric	2	
51	null			
52	Total Mailer Manifested Postage	Numeric (12,4)	12	
53	Sample Calculated Postage	Numeric (12,4)	12	
54	USPS Manifest Calculated Postage	Numeric (12,4)	12	
55	Additional Postage Due	Numeric (12,4)	12	
56	Extra Service Code – 1st Service	Alpha/Numeric	3	
57	Manifest Fee Amt for 1st Extra Service	Numeric (12,4)	12	
58	null			
59	Extra Service Code – 2nd Service	Alpha/Numeric	3	
60	Manifest Fee Amt for 2 nd Extra Service	Numeric (12,4)	12	
61	null			
62	Extra Service Code – 3 rd Service	Alpha/Numeric	3	
63	Manifest Fee Amt for 3 rd Extra Service	Numeric (12,4)	12	
64	null			
65	Extra Service Code – 4 th Service	Alpha/Numeric	3	
66	Manifest Fee Amt for 4 th Extra Service	Numeric (12,4)	12	
67	null			
68	Extra Service Code – 5 th Service	Alpha/Numeric	3	
69	Manifest Fee Amt for 5 th Extra Service	Numeric (12,4)	12	
70	Null			
71	Null			
72	Null			
73	Null			
74	Null			
75	Null			
76	Null			
77	Null			
78	Null			
79	Null			
80	Null			
81	X	Alpha/Numeric	1	'x' character at end of line.

eVS Unused Labels Refund Record Type

Appendix H –eVS Reconciliation Extract File

Description: This summary (S1) record will describe the fields for the **Unused Labels Refund Adjustment**. There will be one per file. One mail class per file.

Element Name: S1 Record				
Position	Field Name	Data Type	Size (Bytes)	Definition
1	Record Type [M]	Alpha/Numeric	2	S1
2	Master Mailer ID [M]	Alpha/Numeric	9	
3	File Version ID [M]	Alpha/Numeric	3	010
4	Null			
5	Document ID [M]	Alpha/Numeric	4	210
6	Record Position [M]	Alpha/Numeric	2	00
7	Usage Indicator [M]	Alpha/Numeric	2	"UL" – Unused Label Refund
8	Reporting Year/Month	Alpha/Numeric	6	YYYYMM
9	CAPS Transaction ID	Alpha/Numeric	19	
10	CAPS Transaction Status Code	Alpha/Numeric	10	
11	null			
12	null			
13	Mail Class Code	Alpha/Numeric	4	
14	null			
15	null			
16	Mail Class Adj Amt Actual	Numeric (12,4)	12	if business type indicator is "A", this field contains the actual amount, else null
17	Mail Class Adj Amt Proposed	Numeric (12,4)	12	if business type indicator is not 'A' this field contains the proposed amount, else null
18	Total Pieces of Mailing	Numeric (12,4)	12	
19	Total eVS Manifest Postage Paid	Numeric (12,4)	12	
20	null			
21	null			
22	null			
23	x	Alpha/Numeric	1	'x' character at end of line.

Description: This detail (D1) record will describe the fields for the **Unused Labels Refund Adjustment**. There will be one per file. One mail class per file.

Element Name: D1 Record				
Position	Field Name	Data Type	Size (Bytes)	Definition
1	Record Type [M]	Alpha/Numeric	2	D1
2	Master Mailer ID [M]	Alpha/Numeric	9	
3	File Version ID [M]	Alpha/Numeric	3	010
4	Null	Alpha/Numeric		
5	Document ID [M]	Alpha/Numeric	4	210
6	Record Position [M]	Alpha/Numeric	2	00
7	Usage Indicator [M]	Alpha/Numeric	2	"UL" – Unused Label Refund
8	Package Identification Code (PIC) [M]	Alpha/Numeric	34	
9	Piece Mailer ID	Alpha/Numeric	9	
10	Customer Reference Number	Alpha/Numeric	30	
11	Customer Manifest Transaction ID	Alpha/Numeric	12	YYYYMMDD####
12	Main EFN	Alpha/Numeric	34	
13	Sub EFN	Alpha/Numeric	34	
14	Date of Mailing	Alpha/Numeric	8	YYYYMMDD
15	Package Scan Date	Alpha/Numeric	8	YYYYMMDD
16	null			
17	null			
18	null			
19	null			

Appendix H –eVS Reconciliation Extract File

Element Name: D1 Record				
Position	Field Name	Data Type	Size (Bytes)	Definition
20	Manifest Package Destination ZIP	Alpha/Numeric	5	
21	null			
22	Scan ZIP Code	Alpha/Numeric	5	
23	Manifest Mail Class	Alpha/Numeric	2	
24	Scan Mail Class	Alpha/Numeric	2	
25	null			
26	null			
27	Manifest Processing Category	Alpha/Numeric	1	
28	null			
29	Manifest Routing Bar code	Alpha/Numeric	1	
30	null			
31	null			
32	Manifest Weight	Numeric (12,4)	12	
33	Sample Piece Weight	Numeric (12,4)	12	
34	null			
35	null			
36	null			
37	null			
38	null			
39	null			
40	null			
41	null			
42	null			
43	Null			
44	Null			
45	eVS Manifest Rate Indicator	Alpha/Numeric	2	[originally Mailer]
46	Null			
47	null			
48	null			
49	eVS Calculated Zone	Alpha/Numeric	2	
50	null			
51	null			
52	Total Mailer Manifested Postage	Numeric (12,4)	12	
53	eVS Destination Entry Default Postage Amount	Numeric (12,4)	12	
54	USPS eVS Manifest Recalculated Postage Paid	Numeric (12,4)	12	
55	Unused Label Refund Amount	Numeric (12,4)	12	
56	Extra Service Code – 1 st Service	Alpha/Numeric	3	
57	Extra Service1 Amount	Numeric (12,4)	12	
58	Null			
59	Extra Service Code – 2 nd Service	Alpha/Numeric	3	
60	Extra Service2 Amount	Numeric (12,4)	12	
61	Null			
62	Extra Service Code – 3 rd Service	Alpha/Numeric	3	
63	Extra Service3 Amount	Numeric (12,4)	12	
64	Null			
65	Extra Service Code – 4 th Service	Alpha/Numeric	3	
66	Extra Service4 Amount	Numeric (12,4)	12	
67	Null			
68	Extra Service Code – 5 th Service	Alpha/Numeric	3	
69	Extra Service5 Amount	Numeric (12,4)	12	
70	Null			
71	Null			
72	Null			
73	Null			
74	Null			
75	Null			
76	Null			

Appendix H –eVS Reconciliation Extract File

Element Name: D1 Record				
Position	Field Name	Data Type	Size (Bytes)	Definition
77	Null			
78	Null			
79	Null			
80	Null			
81	x	Alpha/Numeric	1	'x' character at end of line.

eVS Short-Paid Record Type

Description: This summary (S1) record will describe the fields for the **Short-Paid Record Adjustment**. There

will be one per file. One mail class per file.

Element Name: S1 Record				
Position	Field Name	Data Type	Size (Bytes)	Definition
1	Record Type [M]	Alpha/Numeric	2	S1
2	Master Mailer ID [M]	Alpha/Numeric	9	
3	File Version ID [M]	Alpha/Numeric	3	010
4	Null	Alpha/Numeric		
5	Document ID [M]	Alpha/Numeric	4	210
6	Record Position [M]	Alpha/Numeric	2	00
7	Usage Indicator [M]	<u>Alpha/Numeric</u>	2	"SS" – Short-paid
8	Reporting Year/Month	Alpha/Numeric	6	YYYYMM
9	CAPS Transaction ID	Alpha/Numeric	19	
10	CAPS Transaction Status Code	Alpha/Numeric	10	
11	null			
12	null			
13	Mail Class Code	Alpha/Numeric	4	
14	null			
15	null			
16	Mail Class Adj Amt Actual	Numeric (12,4)	12	Business Type Indicator (H1 position 7) is "A".
17	Mail Class Adj Amt Proposed	Numeric (12,4)	12	Business Type Indicator (H1 position 7) is "N" or "I".
18	Total Pieces of Mailing	Numeric (12,4)	12	Business Type Indicator (H1 position 7) is "N" or "I".
19	Total eVS Manifest Postage Paid	Numeric (12,4)	12	
20	Total eVS Calculated Sample Postage	Numeric (12,4)	12	
21	null			
22	null			
23	x	Alpha/Numeric	1	'x' character at end of line.

Appendix H –eVS Reconciliation Extract File

Description: This detail (D1) record will describe the fields for the **Short-Paid Refund Adjustment**. There will be one per file. One mail class per file.

Element Name: D1 Record				
Position	Field Name	Data Type	Size (Bytes)	Definition
1	Record Type [M]	Alpha/Numeric	2	D1
2	Master Mailer ID [M]	Alpha/Numeric	9	
3	File Version ID [M]	Alpha/Numeric	3	010
4	null	Alpha/Numeric		
5	Document ID [M]	Alpha/Numeric	4	210
6	Record Position [M]	Alpha/Numeric	2	00
7	Usage Indicator [M]	Alpha/Numeric	2	"SS" – Short-paid
8	Package Identification Code (PIC) [M]	Alpha/Numeric	34	
9	Piece Mailer ID	Alpha/Numeric	9	
10	Customer Reference Number	Alpha/Numeric	30	
11	Customer Manifest Transaction ID	Alpha/Numeric	12	YYYYMMDD####
12	Main EFN	Alpha/Numeric	34	
13	Sub EFN	Alpha/Numeric	34	
14	Date of Mailing	Alpha/Numeric	8	YYYYMMDD
15	Package Sampling	Alpha/Numeric	8	YYYYMMDD
16	null			
17	null			
18	null			
19	null			
20	Manifest Package Destination ZIP	Alpha/Numeric	5	
21	null			
22	USPS ZIP Location of Sample	Alpha/Numeric	5	
23	Manifest Mail Class	Alpha/Numeric	2	
24	Sample Mail Class	Alpha/Numeric	2	
25	null			
26	null			
27	Manifest Processing Category	Alpha/Numeric	1	
28	Sampled Processing Category	Alpha/Numeric	1	
29	Manifest Routing Bar code	Alpha/Numeric	1	
30	Sample Pre-Barcoded Value	Alpha/Numeric	1	
31	null			
32	Manifest Weight	Numeric (12,4)	12	
33	Sample Piece Weight	Numeric (12,4)	12	
34	Manifest DIM Weight			
35	Sample DIM Weight			
36	Manifest Length			
37	Sample Length			
38	Manifest Width			
39	Sample Width			
40	Manifest Height			
41	Sample Height			
42	null			
43	eVS Manifest Destination Rate Indicator	Alpha/Numeric	2	
44	Sample Destination Rate Indicator	Alpha/Numeric	2	
45	eVS Manifest Rate Indicator	Alpha/Numeric	2	[originally Mailer]
46	Sample Rate Indicator	Alpha/Numeric	2	
47	null	Alpha/Numeric		
48	Mailer Manifest Zone	Alpha/Numeric	2	
49	eVS Calculated Zone	Alpha/Numeric	2	
50	eVS Sample Piece Zone	Alpha/Numeric	2	
51	null			
52	Total Mailer Manifested Postage	Numeric (12,4)	12	
53	Sampled Short-paid eVS Postage Amount	Numeric (12,4)	12	

Appendix H –eVS Reconciliation Extract File

Element Name: D1 Record				
Position	Field Name	Data Type	Size (Bytes)	Definition
54	USPS eVS Recalculated Manifest Postage Paid	Numeric (12,4)	12	
55	Sampled Short-paid Additional eVS Postage Due	Numeric (12,4)	12	
56	Extra Service Code – 1 st Service	Alpha/Numeric	3	
57	Manifest Fee Amount for 1 st Extra Service	Numeric (12,4)	12	
58	null			
59	Extra Service Code – 2 nd Service	Alpha/Numeric	3	
60	Manifest Fee Amount for 2 nd Extra Service	Numeric (12,4)	12	
61	null			
62	Extra Service Code – 3 rd Service	Alpha/Numeric	3	
63	Manifest Fee Amount for 3 rd Extra Service	Numeric (12,4)	12	
64	null			
65	Extra Service Code – 4 th Service	Alpha/Numeric	3	
66	Manifest Fee Amount for 4 th Extra Service	Numeric (12,4)	12	
67	null			
68	Extra Service Code – 5 th Service	Alpha/Numeric	3	
69	Manifest Fee Amount for 5 th Extra Service	Numeric (12,4)	12	
70	null			
71	null			
72	null			
73	null			
74	null			
75	null			
76	null			
77	null			
78	null			
79	null			
80	null			
81	x	Alpha/Numeric	1	'x' character at end of line.

Appendix I: Intelligent Mail Package Barcode Service Type Codes

NOTES:

- If mailing eVS, then the letters “eVS”, “EVS”, “e-VS” must precede or follow the banner text. (USPS TRACKING # eVS or USPS SIGNATURE TRACKING # eVS).
- If your printer does not support printing special characters then “#” can be spelled out as “USPS TRACKING NUMBER” or “USPS SIGNATURE TRACKING NUMBER”.
- Many of the Banner Texts include a trademark or registered symbol. These symbols are recommended but not required.
- Service Type Codes that are struck through have been updated since the last version of the document.
- Change Status –Indicates Ret(Retired)/Chg(Changed)/New
- Chg Date –Indicates effective date of Retired/Changed/New

Please Note: All new/retired STC’s will take effect on the change date indicated.

Chg Status Ret /Chg/ New	Chg Date	STC	Full Description	Class of Mail	Banner Text	Extra Service Code 1 1st Service	Extra Service Code 2 2nd Service	Extra Service Code 3 3rd Service	Extra Service Code 4 4th Service	Extra Service Code 5 5th Service	CS Y/N	eVS Y/N
		001	USPS Ground Advantage: Up to 15.999oz USPS Tracking	FC	USPS TRACKING #	920					Y	Y
		019	Priority Mail Return	PM	USPS TRACKING #	452					Y	Y
		020	USPS Ground Advantage Return: Up to 15.999oz	FC	USPS TRACKING #	452					Y	Y
		021	USPS Ground Advantage: Up to 15.999oz Signature Confirmation	FC	USPS SIGNATURE TRACKING #	921					Y	Y
		022	USPS Ground Advantage Return: One Pound or More	FC	USPS TRACKING #	452					Y	Y
		026	Priority Mail: Certified Mail	PM	USPS CERTIFIED MAIL™	910					Y	Y
		027	Priority Mail: Certified Mail, Return Receipt	PM	USPS CERTIFIED MAIL™	910	955				Y	Y
		028	Priority Mail: Certified Mail, Return Receipt Electronic	PM	USPS CERTIFIED MAIL™	910	957				Y	Y
		029	Priority Mail: Certified Mail, Return Receipt, Return Receipt Electronic	PM	USPS CERTIFIED MAIL™	910	955	957			Y	Y
		031	Priority Mail: Certified Mail, Return Receipt	PM	USPS CERTIFIED MAIL™	911	955				Y	Y
		032	Priority Mail: Certified Mail, Restricted Delivery	PM	USPS CERTIFIED MAIL™	911					Y	Y
		033	Priority Mail: COD	PM	USPS COD SIGNATURE TRACKING #	915					Y	Y
		035	Priority Mail: COD, Return Receipt	PM	USPS COD SIGNATURE TRACKING #	915	955				Y	Y
		037	Priority Mail Return: Hazardous Materials	PM	USPS TRACKING # HAZMAT	452	857				Y	Y

Appendix I – Service Type Codes

Chg Status Ret /Chg/ New	Chg Date	STC	Full Description	Class of Mail	Banner Text	Extra Service Code 1 1st Service	Extra Service Code 2 2nd Service	Extra Service Code 3 3rd Service	Extra Service Code 4 4th Service	Extra Service Code 5 5th Service	CS Y/N	eVS Y/N
		039	Priority Mail: COD, Return Receipt Electronic	PM	USPS COD SIGNATURE TRACKING #	915	957				Y	Y
		043	USPS Ground Advantage: One Pound or More Registered Mail Restricted Delivery Return Receipt	FC	USPS REGISTERED MAIL™	941	955				Y	N
		046	Priority Mail: COD Restricted Delivery, Return Receipt Electronic	PM	USPS COD SIGNATURE TRACKING #	917	957				Y	Y
		049	Priority Mail: COD Restricted Delivery, Return Receipt	PM	USPS COD SIGNATURE TRACKING #	917	955				Y	Y
		052	Priority Mail: COD Restricted Delivery	PM	USPS COD SIGNATURE TRACKING #	917					Y	Y
		053	Priority Mail: COD, Signature Confirmation	PM	USPS COD SIGNATURE TRACKING #	915	921				Y	Y
		055	Priority Mail: USPS Tracking	PM	USPS TRACKING #	920					Y	Y
		058	Priority Mail: Insurance <= \$500	PM	USPS TRACKING #	930					Y	Y
		061	Priority Mail: Insurance > \$500	PM	USPS SIGNATURE TRACKING #	931					Y	Y
		063	Priority Mail: Signature Confirmation Hazardous Materials	PM	USPS SIGNATURE TRKNG # HAZMAT	921	857				Y	Y
		065	Priority Mail: Insurance > \$500, Return Receipt	PM	USPS SIGNATURE TRACKING #	931	955				Y	Y
		070	Priority Mail: Insurance > \$500 Restricted Delivery, Return Receipt	PM	USPS SIGNATURE TRACKING #	934	955				Y	Y
		071	First-Class Mail: Certified Mail	FC	USPS CERTIFIED MAIL™	910					Y	Y
		072	Priority Mail: Insurance > \$500 Restricted Delivery	PM	USPS SIGNATURE TRACKING #	934					Y	Y
		073	USPS Ground Advantage: Up to 15.999oz Insurance > \$500	FC	USPS SIGNATURE TRACKING #	931					Y	Y
		075	Priority Mail Adult Signature Over 21 - Hazardous Materials	PM	USPS ADLT SIG 21 OLDR HAZMAT	922	857				Y	Y

Appendix I – Service Type Codes

Chg Status Ret /Chg/ New	Chg Date	STC	Full Description	Class of Mail	Banner Text	Extra Service Code 1 1st Service	Extra Service Code 2 2nd Service	Extra Service Code 3 3rd Service	Extra Service Code 4 4th Service	Extra Service Code 5 5th Service	CS Y/N	eVS Y/N
		076	Parcel Select: Signature Confirmation, Insurance <= \$500	PS	USPS SIGNATURE TRACKING #	930	921				Y	Y
		078	Priority Mail: Signature Confirmation, Insurance <= \$500	PM	USPS SIGNATURE TRACKING #	930	921				Y	Y
		079	Priority Mail: Signature Confirmation, Insurance <= \$500, HFPU	PM	USPS SIGNATURE TRACKING #	930	921	985			Y	Y
		080	Priority Mail: Registered Mail COD Return Receipt	PM	USPS SIGNATURE TRACKING #	915	940	955			Y	Y
		081	Priority Mail: Certified Mail Restricted Delivery, Return Receipt Electronic	PM	USPS CERTIFIED MAIL™	911	957				Y	Y
		083	Priority Mail: Registered Mail Restricted Delivery COD, Return Receipt	PM	USPS REGISTERED MAIL™ COD	915	941	955			Y	N
		088	Priority Mail: Registered Mail	PM	USPS REGISTERED MAIL™	940					Y	N
		089	Priority Mail: Registered Mail COD	PM	USPS REGISTERED MAIL™ COD	940	915				Y	N
		090	Priority Mail Express: Post Office to Addressee Signature Requested Cremated Remains	EX	USPS SIG REQ CREMATED REMAINS	858	981	986			Y	Y
		091	Priority Mail Express: Post Office to Addressee Signature Waived Cremated Remains	EX	USPS TRACKING# CREMATED REMAINS	858	986				Y	Y
		092	Priority Mail Express: Post Office to Addressee, Return Receipt Cremated Remains	EX	USPS SIG REQ CREMATED REMAINS	858	955	986			Y	Y
		093	Priority Mail Express: Post Office to Addressee Addtnl Insurance Cremated Remains	EX	USPS SIG REQ CREMATED REMAINS	858	925	986			Y	Y
		100	Priority Mail: Registered Mail, Return Receipt	PM	USPS REGISTERED MAIL™	940	955				Y	N

Appendix I – Service Type Codes

Chg Status Ret /Chg/ New	Chg Date	STC	Full Description	Class of Mail	Banner Text	Extra Service Code 1 1st Service	Extra Service Code 2 2nd Service	Extra Service Code 3 3rd Service	Extra Service Code 4 4th Service	Extra Service Code 5 5th Service	CS Y/N	eVS Y/N
		101	Priority Mail: Registered Mail, Return Receipt Electronic	PM	USPS REGISTERED MAIL™	940	957				Y	N
		102	Priority Mail: Registered Mail Restricted Delivery, Return Receipt Electronic	PM	USPS REGISTERED MAIL™	941	957				Y	N
		105	Priority Mail: Registered Mail Restricted Delivery, Return Receipt	PM	USPS REGISTERED MAIL™	941	955				Y	N
		106	Priority Mail: Registered Mail Restricted Delivery	PM	USPS REGISTERED MAIL™	941					Y	N
		107	Priority Mail: Registered Mail, Signature Confirmation	PM	USPS REGISTERED MAIL™	940	921				Y	N
		108	Priority Mail: Signature Confirmation	PM	USPS SIGNATURE TRACKING #	921					Y	Y
		109	USPS Ground Advantage: One Pound or More Signature Confirmation Hold for Pickup	FC	USPS SIGNATURE TRACKING #	921	985				Y	Y
		111	Priority Mail: Registered Mail, Signature Confirmation, Return Receipt	PM	USPS REGISTERED MAIL™	921	940	955			Y	N
		112	Priority Mail: HFPU	PM	USPS TRACKING #	985					Y	Y
		113	Priority Mail: Insurance <= \$500, HFPU	PM	USPS TRACKING #	930	985				Y	Y
		114	Priority Mail: Insurance > \$500, HFPU	PM	USPS SIGNATURE TRACKING #	931	985				Y	Y
		115	Priority Mail: Signature Confirmation, HFPU	PM	USPS SIGNATURE TRACKING #	921	985				Y	Y
		116	Priority Mail: USPS Tracking Hazardous Materials	PM	USPS TRACKING # HAZMAT	920	857				Y	Y
		120	Priority Mail: Insurance <= \$500 Hazardous Materials	PM	USPS TRACKING # HAZMAT	930	857				Y	Y
		123	Priority Mail: Open and Distribute (PMOD)	PM	USPS SCAN ON ARRIVAL	430					Y	Y
		134	Matter for the Blind	DM	USPS TRACKING #						Y	N
		135	Matter for the Blind: Insurance <= \$500	DM	USPS TRACKING #	930					Y	N

Appendix I – Service Type Codes

Chg Status Ret /Chg/ New	Chg Date	STC	Full Description	Class of Mail	Banner Text	Extra Service Code 1 1st Service	Extra Service Code 2 2nd Service	Extra Service Code 3 3rd Service	Extra Service Code 4 4th Service	Extra Service Code 5 5th Service	CS Y/N	eVS Y/N
		136	Matter for the Blind: Insurance > \$500	DM	USPS SIGNATURE TRACKING #	931					Y	N
Ret	01/24	137	Parcel Select Lightweight: USPS Tracking, Insurance > \$500, HFPU	LW	USPS SIGNATURE TRACKING #	931	985				Y	Y
Ret	01/24	138	Parcel Select Lightweight: USPS Tracking, Insurance < = \$500, HFPU	LW	USPS TRACKING #	930	985				Y	Y
		139	Bound Printed Matter: USPS Tracking, Insurance > \$500, HFPU	BB	USPS SIGNATURE TRACKING #	931	985				Y	Y
		140	Bound Printed Matter: USPS Tracking, Insurance < = \$500, HFPU	BB	USPS TRACKING #	930	985				Y	Y
		141	Bound Printed Matter: HFPU	BB	USPS TRACKING #	985					Y	Y
Ret	01/24	142	Parcel Select Lightweight: HFPU	LW	USPS TRACKING #	985					Y	Y
		147	First-Class Mail: Certified Mail, Return Receipt	FC	USPS CERTIFIED MAIL™	910	955				Y	Y
		148	First Class Mail: Certified Mail, Return Receipt Electronic	FC	USPS CERTIFIED MAIL™	910	957				Y	Y
		149	First-Class Mail: Certified Mail Restricted Delivery	FC	USPS CERTIFIED MAIL™	911					Y	Y
		152	USPS Ground Advantage: Up to 15.999oz COD	FC	USPS COD SIGNATURE TRACKING #	915					Y	Y
		153	USPS Ground Advantage: One Pound or More Registered Mail COD	FC	USPS REGISTERED MAIL™ COD	940	915				Y	N
		154	First-Class Mail: Certified Mail Restricted Delivery, Return Receipt	FC	USPS CERTIFIED MAIL™	911	955				Y	Y
		157	USPS Ground Advantage: Up to 15.999oz COD Return Receipt	FC	USPS COD SIGNATURE TRACKING #	915	955				Y	Y
		158	USPS Ground Advantage: Up to 15.999oz COD Return Receipt Electronic	FC	USPS COD SIGNATURE TRACKING #	915	957				Y	Y
		159	USPS Ground Advantage: Up to 15.999oz COD Restricted Delivery	FC	USPS COD SIGNATURE TRACKING #	917					Y	Y

Appendix I – Service Type Codes

Chg Status Ret /Chg/ New	Chg Date	STC	Full Description	Class of Mail	Banner Text	Extra Service Code 1 1st Service	Extra Service Code 2 2nd Service	Extra Service Code 3 3rd Service	Extra Service Code 4 4th Service	Extra Service Code 5 5th Service	CS Y/N	eVS Y/N
		160	USPS Ground Advantage: Up to 15.999oz COD Signature Confirmation	FC	USPS COD SIGNATURE TRACKING #	915	921				Y	Y
		161	USPS Ground Advantage: One Pound or More Registered Mail COD Return Receipt Electronic	FC	USPS REGISTERED MAIL™ COD	940	915	957			Y	N
		164	USPS Ground Advantage: Up to 15.999oz Insurance <= \$500	FC	USPS TRACKING #	930					Y	Y
		166	USPS Ground Advantage: Up to 15.999oz Signature Confirmation Hazardous Materials	FC	USPS SIGNATURE TRKNG # HAZMAT	921	857				Y	Y
		167	USPS Ground Advantage: One Pound or More Registered Mail Return Receipt	FC	USPS REGISTERED MAIL™	940	955				Y	N
		168	USPS Ground Advantage: Up to 15.999oz COD Restricted Delivery Return Receipt	FC	USPS COD SIGNATURE TRACKING #	917	955				Y	Y
		169	USPS Ground Advantage: Up to 15.999oz COD Restricted Delivery Return Receipt Electronic	FC	USPS COD SIGNATURE TRACKING #	917	957				Y	Y
		172	USPS Ground Advantage: Up to 15.999oz Insurance > \$500 Return Receipt	FC	USPS SIGNATURE TRACKING #	931	955				Y	Y
		173	USPS Ground Advantage: One Pound or More Registered Mail Return Receipt Electronic	FC	USPS REGISTERED MAIL™	940	957				Y	N
		174	USPS Ground Advantage: Up to 15.999oz Insurance > \$500 Restricted Delivery	FC	USPS SIGNATURE TRACKING #	934					Y	Y

Appendix I – Service Type Codes

Chg Status Ret /Chg/ New	Chg Date	STC	Full Description	Class of Mail	Banner Text	Extra Service Code 1 1st Service	Extra Service Code 2 2nd Service	Extra Service Code 3 3rd Service	Extra Service Code 4 4th Service	Extra Service Code 5 5th Service	CS Y/N	eVS Y/N
		175	USPS Ground Advantage: One Pound or More Adult Signature Required Restricted Delivery Insurance <= \$500	FC	USPS ADLT SIG/RSTR DEL 21 OLDR	923	930				Y	Y
		176	USPS Ground Advantage: One Pound or More Adult Signature Required Restricted Delivery Return Receipt	FC	USPS ADLT SIG/RSTR DEL 21 OLDR	923	955				Y	Y
		177	USPS Ground Advantage: Up to 15.999oz Signature Confirmation Insurance <= \$500	FC	USPS SIGNATURE TRACKING #	930	921				Y	Y
		179	USPS Ground Advantage: Up to 15.999oz Registered Mail	FC	USPS REGISTERED MAIL™	940					Y	N
		180	USPS Ground Advantage: Up to 15.999oz Registered Mail COD	FC	USPS REGISTERED MAIL™ COD	940	915				Y	N
		181	USPS Ground Advantage: Up to 15.999oz Registered Mail COD Return Receipt	FC	USPS REGISTERED MAIL™ COD	940	915	955			Y	N
		183	USPS Ground Advantage: Up to 15.999oz Registered Mail COD Return Receipt Electronic	FC	USPS REGISTERED MAIL™ COD	940	915	957			Y	N
		184	USPS Ground Advantage: Up to 15.999oz USPS Tracking Hazardous Materials	FC	USPS TRACKING # HAZMAT	920	857				Y	Y
		185	USPS Ground Advantage: Up to 15.999oz Insurance <= \$500 Hazardous Materials	FC	USPS TRACKING # HAZMAT	930	857				Y	Y
		186	USPS Ground Advantage: Up to 15.999oz Insurance > \$500 Hazardous Materials	FC	USPS SIGNATURE TRKNG # HAZMAT	931	857				Y	Y
		187	USPS Ground Advantage Return: Up to 15.999oz Hazardous Materials	FC	USPS TRACKING # HAZMAT	452	857				Y	Y

Appendix I – Service Type Codes

Chg Status Ret /Chg/ New	Chg Date	STC	Full Description	Class of Mail	Banner Text	Extra Service Code 1 1st Service	Extra Service Code 2 2nd Service	Extra Service Code 3 3rd Service	Extra Service Code 4 4th Service	Extra Service Code 5 5th Service	CS Y/N	eVS Y/N
		189	USPS Ground Advantage: Up to 15.999oz Insurance > \$500 Restricted Delivery Return Receipt	FC	USPS SIGNATURE TRACKING #	934	955				Y	Y
		190	USPS Ground Advantage Return: Up to 15.999oz Insurance <= \$500 Hazardous Materials	FC	USPS TRACKING # HAZMAT	930	452	857			Y	Y
		191	USPS Ground Advantage Return: Up to 15.999oz Insurance > \$500 Hazardous Materials	FC	USPS SIGNATURE TRKNG # HAZMAT	931	452	857			Y	Y
		192	USPS Ground Advantage: Up to 15.999oz Registered Mail Return Receipt	FC	USPS REGISTERED MAIL™	940	955				Y	N
		193	USPS Ground Advantage: Up to 15.999oz Registered Mail Return Receipt Electronic	FC	USPS REGISTERED MAIL™	940	957				Y	N
		194	USPS Ground Advantage: Up to 15.999oz Registered Mail Restricted Delivery	FC	USPS REGISTERED MAIL™	941					Y	N
		195	USPS Ground Advantage: Up to 15.999oz Registered Mail Signature Confirmation	FC	USPS REGISTERED MAIL™	940	921				Y	N
		196	USPS Ground Advantage: One Pound or More Registered Mail Signature Confirmation	FC	USPS REGISTERED MAIL™	940	921				Y	N
		203	USPS Ground Advantage: Up to 15.999oz Registered Mail Signature Confirmation Return Receipt	FC	USPS REGISTERED MAIL™	940	921	955			Y	N
		204	USPS Ground Advantage: One Pound or More Registered Mail Signature Confirmation Return Receipt	FC	USPS REGISTERED MAIL™	940	921	955			Y	N
		206	USPS Ground Advantage: Up to 15.999oz Registered Mail Restricted Delivery Return Receipt	FC	USPS REGISTERED MAIL™	941	955				Y	N
		209	USPS Ground Advantage: Up to 15.999oz Hold for Pickup	FC	USPS TRACKING #	985					Y	Y
		211	USPS Ground Advantage: Up to 15.999oz Insurance <= \$500 Hold for Pickup	FC	USPS TRACKING #	930	985				Y	Y

Appendix I – Service Type Codes

Chg Status Ret /Chg/ New	Chg Date	STC	Full Description	Class of Mail	Banner Text	Extra Service Code 1 1st Service	Extra Service Code 2 2nd Service	Extra Service Code 3 3rd Service	Extra Service Code 4 4th Service	Extra Service Code 5 5th Service	CS Y/N	eVS Y/N
		212	USPS Ground Advantage: Up to 15.999oz Insurance > \$500 Hold for Pickup	FC	USPS SIGNATURE TRACKING #	931	985				Y	Y
		213	USPS Ground Advantage: Up to 15.999oz Signature Confirmation Hold for Pickup	FC	USPS SIGNATURE TRACKING #	921	985				Y	Y
		214	USPS Ground Advantage: Up to 15.999oz Signature Confirmation Insurance <=\$500 Hold for Pickup	FC	USPS SIGNATURE TRACKING #	930	921	985			Y	Y
		215	USPS Ground Advantage: One Pound or More Adult Signature Required Insurance <=\$500	FC	USPS ADULT SIG 21 OR OLDER	922	930				Y	Y
		217	USPS Ground Advantage Return: Up to 15.999oz Division 6.2 Hazardous Materials	FC	USPS TRACKING # HAZMAT	452	826	857			Y	Y
		218	USPS Ground Advantage Return: One Pound or More Division 6.2 Hazardous Materials	FC	USPS TRACKING # HAZMAT	452	826	857			Y	Y
		219	Priority Mail Return: Division 6.2 Hazardous Materials	PM	USPS TRACKING # HAZMAT	452	826	857			Y	Y
		248	USPS Marketing Mail: Insurance > \$500	SA	USPS SIGNATURE TRACKING #	931					Y	Y
		255	USPS Marketing Mail: Insurance > \$500, Return Receipt	SA	USPS SIGNATURE TRACKING #	931	955				Y	Y
		256	USPS Marketing Mail: Insurance > \$500 Restricted Delivery	SA	USPS SIGNATURE TRACKING #	934					Y	Y
		259	USPS Marketing Mail: USPS Tracking, Insurance <=\$500	SA	USPS TRACKING #	930	920				Y	Y
		265	USPS Marketing Mail: Insurance <=\$500	SA	USPS TRACKING #	930					Y	Y
		269	USPS Marketing Mail: USPS Tracking	SA	USPS TRACKING #	920					Y	Y
		286	USPS Marketing Mail: Insurance > \$500 Restricted Delivery Return Receipt	SA	USPS SIGNATURE TRACKING #	934	955				Y	Y

Appendix I – Service Type Codes

Chg Status Ret /Chg/ New	Chg Date	STC	Full Description	Class of Mail	Banner Text	Extra Service Code 1 1st Service	Extra Service Code 2 2nd Service	Extra Service Code 3 3rd Service	Extra Service Code 4 4th Service	Extra Service Code 5 5th Service	CS Y/N	eVS Y/N
		323	Priority Mail: Insurance > \$500 Hazardous Materials	PM	USPS SIGNATURE TRKNG # HAZMAT	931	857				Y	Y
		329	USPS Ground Advantage: One Pound or More Registered Mail Restricted Delivery	FC	USPS REGISTERED MAIL™	941					Y	N
		344	USPS Ground Advantage: One Pound or More Adult Signature Required Insurance > \$500	FC	USPS ADULT SIG 21 OR OLDER	922	931				Y	Y
		345	USPS Ground Advantage: One Pound or More Adult Signature Required Restricted Delivery Insurance > \$500	FC	USPS ADLT SIG/RSTR DEL 21 OLDR	923	931				Y	Y
		346	USPS Ground Advantage: One Pound or More USPS Tracking	FC	USPS TRACKING #	920					Y	Y
		347	USPS Ground Advantage: One Pound or More COD	FC	USPS COD SIGNATURE TRACKING #	915					Y	Y
		348	USPS Ground Advantage: One Pound or More COD Hold for Pickup	FC	USPS COD SIGNATURE TRACKING #	915	985				Y	Y
		349	USPS Ground Advantage: One Pound or More Signature Confirmation	FC	USPS SIGNATURE TRACKING #	921					Y	Y
		352	USPS Ground Advantage: One Pound or More Insurance > \$500	FC	USPS SIGNATURE TRACKING #	931					Y	Y
		353	USPS Ground Advantage: One Pound or More COD Return Receipt	FC	USPS COD SIGNATURE TRACKING #	915	955				Y	Y
		354	USPS Ground Advantage: One Pound or More COD Return Receipt Electronic	FC	USPS COD SIGNATURE TRACKING #	915	957				Y	Y
		355	USPS Ground Advantage: One Pound or More COD Restricted Delivery	FC	USPS COD SIGNATURE TRACKING #	917					Y	Y
		356	USPS Ground Advantage: One Pound or More COD Signature Confirmation	FC	USPS COD SIGNATURE TRACKING #	915	921				Y	Y
		358	USPS Ground Advantage: One Pound or More Adult Signature Required	FC	USPS ADULT SIG 21 OR OLDER	922					Y	Y

Appendix I – Service Type Codes

Chg Status Ret /Chg/ New	Chg Date	STC	Full Description	Class of Mail	Banner Text	Extra Service Code 1 1st Service	Extra Service Code 2 2nd Service	Extra Service Code 3 3rd Service	Extra Service Code 4 4th Service	Extra Service Code 5 5th Service	CS Y/N	eVS Y/N
		360	First-Class Mail: Certified Mail Restricted Delivery Return Receipt Electronic	FC	USPS CERTIFIED MAIL™	911	957				Y	Y
		361	USPS Ground Advantage: One Pound or More Insurance <= \$500	FC	USPS TRACKING #	930					Y	Y
		362	USPS Ground Advantage: One Pound or More USPS Tracking Hazardous Materials	FC	USPS TRACKING # HAZMAT	920	857				Y	Y
		363	USPS Ground Advantage: One Pound or More Insurance <= \$500 Hazardous Materials	FC	USPS TRACKING # HAZMAT	930	857				Y	Y
		365	USPS Ground Advantage: One Pound or More Insurance > \$500 Hazardous Materials	FC	USPS SIGNATURE TRKNG # HAZMAT	931	857				Y	Y
		367	USPS Ground Advantage: One Pound or More USPS Tracking Hold for Pickup	FC	USPS TRACKING #	920	985				Y	Y
		368	USPS Ground Advantage: One Pound or More Insurance <= \$500 Hold for Pickup	FC	USPS TRACKING #	930	985				Y	Y
		370	USPS Ground Advantage: One Pound or More Insurance > \$500 Hold for Pickup	FC	USPS SIGNATURE TRACKING #	931	985				Y	Y
		372	USPS Ground Advantage: One Pound or More COD Restricted Delivery Return Receipt Electronic	FC	USPS COD SIGNATURE TRACKING #	917	957				Y	Y
		373	USPS Ground Advantage: One Pound or More COD Restricted Delivery Return Receipt	FC	USPS COD SIGNATURE TRACKING #	917	955				Y	Y
		375	USPS Ground Advantage: One Pound or More Insurance > \$500 Return Receipt	FC	USPS SIGNATURE TRACKING #	931	955				Y	Y
		376	USPS Ground Advantage: One Pound or More Insurance > \$500 Restricted Delivery	FC	USPS SIGNATURE TRACKING #	934					Y	Y
		383	USPS Ground Advantage: One Pound or More Signature Confirmation Hazardous Materials	FC	USPS SIGNATURE TRKNG # HAZMAT	921	857				Y	Y

Appendix I – Service Type Codes

Chg Status Ret /Chg/ New	Chg Date	STC	Full Description	Class of Mail	Banner Text	Extra Service Code 1 1st Service	Extra Service Code 2 2nd Service	Extra Service Code 3 3rd Service	Extra Service Code 4 4th Service	Extra Service Code 5 5th Service	CS Y/N	eVS Y/N
		385	USPS Ground Advantage Return: One Pound or More Hazardous Materials	FC	USPS TRACKING # HAZMAT	452	857				Y	Y
		386	USPS Ground Advantage: One Pound or More Adult Signature Restricted Delivery	FC	USPS ADLT SIG/RSTR DEL 21 OLDR	923					Y	Y
		387	USPS Ground Advantage: One Pound or More Insurance > \$500 Restricted Delivery Return Receipt	FC	USPS SIGNATURE TRACKING #	934	955				Y	Y
		388	USPS Ground Advantage Return: One Pound or More Insurance <= \$500 Hazardous Materials	FC	USPS TRACKING # HAZMAT	930	452	857			Y	Y
		389	Parcel Select: USPS Tracking HFPU	PS	USPS TRACKING #	985					Y	Y
		390	Parcel Select: Insurance <= \$500, HFPU	PS	USPS TRACKING #	930	985				Y	Y
		391	Parcel Select: Insurance > \$500 HFPU	PS	USPS SIGNATURE TRACKING #	931	985				Y	Y
		392	Parcel Select: Signature Confirmation HFPU	PS	USPS SIGNATURE TRACKING #	921	985				Y	Y
		393	Parcel Select: Signature Confirmation Insurance <= \$500 HFPU	PS	USPS SIGNATURE TRACKING #	930	921	985			Y	Y
		394	USPS Ground Advantage: One Pound or More Signature Confirmation Insurance <= \$500	FC	USPS SIGNATURE TRACKING #	930	921				Y	Y
		395	Parcel Select: USPS Tracking Hazardous Materials	PS	USPS TRACKING # HAZMAT	920	857				Y	Y
		397	USPS Ground Advantage: One Pound or More Registered Mail COD Return Receipt	FC	USPS REGISTERED MAIL™ COD	940	915	955			Y	N
		399	USPS Ground Advantage Return: One Pound or More Insurance > \$500 Hazardous Materials	FC	USPS SIGNATURE TRKNG # HAZMAT	931	452	857			Y	Y
		406	USPS Ground Advantage: One Pound or More Registered Mail	FC	USPS REGISTERED MAIL(TM)	940					Y	N
		419	Bound Printed Matter: USPS Tracking	BB	USPS TRACKING #	920					Y	Y
		420	Bound Printed Matter: COD	BB	USPS COD SIGNATURE TRACKING #	915					Y	Y

Appendix I – Service Type Codes

Chg Status Ret /Chg/ New	Chg Date	STC	Full Description	Class of Mail	Banner Text	Extra Service Code 1 1st Service	Extra Service Code 2 2nd Service	Extra Service Code 3 3rd Service	Extra Service Code 4 4th Service	Extra Service Code 5 5th Service	CS Y/N	eVS Y/N
		422	Bound Printed Matter: Signature Confirmation	BB	USPS SIGNATURE TRACKING #	921					Y	Y
		423	Bound Printed Matter: Insurance > \$500	BB	USPS SIGNATURE TRACKING #	931					Y	Y
		424	Bound Printed Matter: COD Return Receipt	BB	USPS COD SIGNATURE TRACKING #	915	955				Y	Y
		425	Bound Printed Matter: COD Return Receipt Electronic	BB	USPS COD SIGNATURE TRACKING #	915	957				Y	Y
		426	Bound Printed Matter: COD Restricted Delivery	BB	USPS COD SIGNATURE TRACKING #	917					Y	Y
		431	Bound Printed Matter: Insurance <= \$500	BB	USPS TRACKING #	930					Y	Y
		447	Bound Printed Matter: COD Restricted Delivery Return Receipt	BB	USPS COD SIGNATURE TRACKING #	917	955				Y	Y
		453	First-Class Mail: Insurance <=\$500	FC	USPS TRACKING #	930					Y	Y
		454	Bound Printed Matter: Insurance > \$500 Return Receipt	BB	USPS SIGNATURE TRACKING #	931	955				Y	Y
		455	Bound Printed Matter: Insurance > \$500 Restricted Delivery	BB	USPS SIGNATURE TRACKING #	934					Y	Y
		462	First-Class Mail: Insurance > \$500	FC	USPS SIGNATURE TRACKING #	931					Y	Y
		463	First-Class Mail: Insurance > \$500 Return Receipt	FC	USPS SIGNATURE TRACKING #	931	955				Y	Y
		464	First-Class Mail: Insurance Restricted Delivery > \$500	FC	USPS SIGNATURE TRACKING #	934					Y	Y
		467	First-Class Mail: Insurance Restricted Delivery > \$500 Return Receipt	FC	USPS SIGNATURE TRACKING #	934	955				Y	Y
		468	First-Class Mail: Insurance < = \$500 Hold for Pickup	FC	USPS TRACKING #	930	985				Y	Y
		473	First-Class Mail: Insurance > \$500 Hold for Pickup	FC	USPS SIGNATURE TRACKING #	931	985				Y	Y
		483	Parcel Select: Insurance <= \$500 Hazardous Materials	PS	USPS TRACKING # HAZMAT	930	857				Y	Y
		490	Media Mail: USPS Tracking	BS	USPS TRACKING #	920					Y	Y
		491	Media Mail: COD	BS	USPS COD SIGNATURE TRACKING #	915					Y	Y

Appendix I – Service Type Codes

Chg Status Ret /Chg/ New	Chg Date	STC	Full Description	Class of Mail	Banner Text	Extra Service Code 1 1st Service	Extra Service Code 2 2nd Service	Extra Service Code 3 3rd Service	Extra Service Code 4 4th Service	Extra Service Code 5 5th Service	CS Y/N	eVS Y/N
		493	Media Mail: Signature Confirmation	BS	USPS SIGNATURE TRACKING #	921					Y	Y
		494	Media Mail: Insurance > \$500	BS	USPS SIGNATURE TRACKING #	931					Y	Y
		497	Media Mail: COD Restricted Delivery	BS	USPS COD SIGNATURE TRACKING #	917					Y	Y
		501	First-Class Mail: Registered Mail	FC	USPS REGISTERED MAIL™	940					Y	N
		502	Media Mail: Insurance <= \$500	BS	USPS TRACKING #	930					Y	Y
		515	Priority Mail Return: Insurance <= \$500 Hazardous Materials	PM	USPS TRACKING # HAZMAT	930	452	857			Y	Y
		517	Priority Mail Return: Insurance > \$500 Hazardous Materials	PM	USPS SIGNATURE TRKNG # HAZMAT	931	452	857			Y	Y
		518	Media Mail: Insurance > \$500 Restricted Delivery	BS	USPS SIGNATURE TRACKING #	934					Y	Y
		520	Media Mail: Signature Confirmation, Insurance <= \$500	BS	USPS SIGNATURE TRACKING #	930	921				Y	Y
		522	First-Class Mail: Registered Mail Return Receipt	FC	USPS REGISTERED MAIL™	940	955				Y	N
		526	Matter for the Blind: Return	DM	USPS TRACKING #	920	452				Y	N
		529	First-Class Mail: Registered Mail Return Receipt Electronic	FC	USPS REGISTERED MAIL™	940	957				Y	N
		531	First-Class Mail: Registered Mail Restricted Delivery	FC	USPS REGISTERED MAIL™	941					Y	N
		533	First-Class Mail: Registered Mail Restricted Delivery Return Receipt	FC	USPS REGISTERED MAIL™	941	955				Y	N
		551	Library Mail: USPS Tracking	BL	USPS TRACKING #	920					Y	Y
		552	Library Mail: COD	BL	USPS COD SIGNATURE TRACKING #	915					Y	Y
		554	Library Mail: Signature Confirmation	BL	USPS SIGNATURE TRACKING #	921					Y	Y
		555	Library Mail: Insurance > \$500	BL	USPS SIGNATURE TRACKING #	931					Y	Y

Appendix I – Service Type Codes

Chg Status Ret /Chg/ New	Chg Date	STC	Full Description	Class of Mail	Banner Text	Extra Service Code 1 1st Service	Extra Service Code 2 2nd Service	Extra Service Code 3 3rd Service	Extra Service Code 4 4th Service	Extra Service Code 5 5th Service	CS Y/N	eVS Y/N
		556	Library Mail: COD, Return Receipt	BL	USPS COD SIGNATURE TRACKING #	915	955				Y	Y
		558	Library Mail: COD Restricted Delivery	BL	USPS COD SIGNATURE TRACKING #	917					Y	Y
		560	First-Class Mail: Registered Mail COD	FC	USPS REGISTERED MAIL™ COD	940	915				Y	N
		562	First-Class Mail: Registered Mail COD Return Receipt	FC	USPS REGISTERED MAIL™ COD	940	915	955			Y	N
		563	Library Mail: Insurance <= \$500	BL	USPS TRACKING #	930					Y	Y
		564	First-Class Mail: Registered Mail COD Return Receipt Electronic	FC	USPS REGISTERED MAIL™ COD	940	915	957			Y	N
		575	Library Mail: Insurance > \$500 Return Receipt	BL	USPS SIGNATURE TRACKING #	931	955				Y	Y
		579	Library Mail: Insurance > \$500 Restricted Delivery	BL	USPS SIGNATURE TRACKING #	934					Y	Y
		582	First-Class Mail: Registered Mail COD Restricted Delivery	FC	USPS REGISTERED MAIL™ COD	940	917				Y	N
		583	First-Class Mail: Registered Mail COD Restricted Delivery Return Receipt	FC	USPS REGISTERED MAIL™ COD	940	917	955			Y	N
		587	First-Class Mail: COD	FC	USPS COD SIGNATURE TRACKING #	917					Y	Y
		589	First-Class Mail: COD Return Receipt	FC	USPS COD SIGNATURE TRACKING #	915	955				Y	Y
		590	First-Class Mail: COD Return Receipt Electronic	FC	USPS COD SIGNATURE TRACKING #	915	957				Y	Y
		592	First-Class Mail: COD Hold for Pickup	FC	USPS COD SIGNATURE TRACKING #	915	985				Y	Y
		594	First-Class Mail: COD Restricted Delivery	FC	USPS COD SIGNATURE TRACKING #	917					Y	Y
		595	First-Class Mail: COD Restricted Delivery Return Receipt	FC	USPS COD SIGNATURE TRACKING #	917	955				Y	Y
		596	Priority Mail Return: Insurance <= \$500	PM	USPS TRACKING #	452	930				Y	Y
		597	USPS Ground Advantage Return: Up to 15.999oz Insurance <= \$500	FC	USPS TRACKING #	452	930				Y	Y

Appendix I – Service Type Codes

Chg Status Ret /Chg/ New	Chg Date	STC	Full Description	Class of Mail	Banner Text	Extra Service Code 1 1st Service	Extra Service Code 2 2nd Service	Extra Service Code 3 3rd Service	Extra Service Code 4 4th Service	Extra Service Code 5 5th Service	CS Y/N	eVS Y/N
		598	USPS Ground Advantage Return: One Pound or More Insurance <= \$500	FC	USPS TRACKING #	452	930				Y	Y
		599	Priority Mail Return: Insurance > \$500	PM	USPS SIGNATURE TRACKING #	452	931				Y	Y
		600	USPS Ground Advantage Return: Up to 15.999oz Insurance > \$500	FC	USPS SIGNATURE TRACKING #	452	931				Y	Y
		601	USPS Ground Advantage Return: One Pound or More Insurance > \$500	FC	USPS SIGNATURE TRACKING #	452	931				Y	Y
		602	Priority Mail: COD HFPU	PM	USPS COD SIGNATURE TRACKING #	915	985				Y	Y
		603	USPS Ground Advantage: Up to 15.999oz COD Hold for Pickup	FC	USPS COD SIGNATURE TRACKING #	985	915				Y	Y
		604	Parcel Select: COD HFPU	PS	USPS COD SIGNATURE TRACKING #	985	915				Y	Y
		612	Parcel Select: USPS Tracking	PS	USPS TRACKING #	920					Y	Y
		613	Parcel Select: COD	PS	USPS COD SIGNATURE TRACKING #	915					Y	Y
		615	Parcel Select: Signature Confirmation	PS	USPS SIGNATURE TRACKING #	921					Y	Y
		616	Parcel Select: Insurance > \$500	PS	USPS SIGNATURE TRACKING #	931					Y	Y
		619	Parcel Select: COD Restricted Delivery	PS	USPS COD SIGNATURE TRACKING #	917					Y	Y
		621	First-Class Mail: COD Restricted Delivery Return Receipt Electronic	FC	USPS COD SIGNATURE TRACKING #	917	957				Y	Y
		624	Parcel Select: Insurance <= \$500	PS	USPS TRACKING #	930					Y	Y
		628	Parcel Select: Insurance > \$500 - Hazardous Materials	PS	USPS SIGNATURE TRKNG # HAZMAT	931	857				Y	Y
		629	First-Class Mail: COD Restricted Delivery Hold for Pickup	FC	USPS COD SIGNATURE TRACKING #	917	985				Y	Y
		637	Parcel Select: Insurance > \$500 Restricted Delivery Return Receipt	PS	USPS SIGNATURE TRACKING #	934	955				Y	Y

Appendix I – Service Type Codes

Chg Status Ret /Chg/ New	Chg Date	STC	Full Description	Class of Mail	Banner Text	Extra Service Code 1 1st Service	Extra Service Code 2 2nd Service	Extra Service Code 3 3rd Service	Extra Service Code 4 4th Service	Extra Service Code 5 5th Service	CS Y/N	eVS Y/N
		640	Parcel Select: Insurance > \$500 Restricted Delivery	PS	USPS SIGNATURE TRACKING #	934					Y	Y
		646	Parcel Select: Signature Confirmation Hazardous Materials	PS	USPS SIGNATURE TRKNG # HAZMAT	921	857				Y	Y
		655	Priority Mail Express: Adult Signature Required Return Receipt	EX	USPS ADULT SIG 21 OR OLDER	922	955	986			Y	Y
		656	Priority Mail Express: Adult Signature Restricted Delivery Return Receipt	EX	USPS ADLT SIG/RSTR DEL 21 OLDR	923	955	986			Y	Y
		657	Priority Mail Express: Adult Signature Required Return Receipt HFPU	EX	USPS ADULT SIG 21 OR OLDER	922	955	985			Y	Y
		658	Priority Mail Express: Adult Signature Restricted Delivery Return Receipt HFPU	EX	USPS ADLT SIG/RSTR DEL 21 OLDR	923	955	985			Y	Y
		659	Priority Mail: Adult Signature Required Return Receipt	PM	USPS ADULT SIG 21 OR OLDER	922	955				Y	Y
		660	Priority Mail: Adult Signature Restricted Delivery Return Receipt	PM	USPS ADLT SIG/RSTR DEL 21 OLDR	923	955				Y	Y
		661	Priority Mail: Adult Signature Required Return Receipt HFPU	PM	USPS ADULT SIG 21 OR OLDER	922	955	985			Y	Y
		662	Priority Mail: Adult Signature Restricted Delivery Return Receipt HFPU	PM	USPS ADLT SIG/RSTR DEL 21 OLDR	923	955	985			Y	Y
		667	Priority Mail Express Return: Signature Waived Division 6.2 Hazardous Materials	EX	USPS TRACKING # HAZMAT	452	826	857			Y	Y
		668	Priority Mail Express Return: Division 6.2 Hazardous Materials	EX	USPS SIGNATURE TRKNG # HAZMAT	452	826	857	981		Y	Y
		670	USPS Ground Advantage: One Pound or More Adult Signature Required Return Receipt	FC	USPS ADULT SIG 21 OR OLDER	922	955				Y	Y

Appendix I – Service Type Codes

Chg Status Ret /Chg/ New	Chg Date	STC	Full Description	Class of Mail	Banner Text	Extra Service Code 1 1st Service	Extra Service Code 2 2nd Service	Extra Service Code 3 3rd Service	Extra Service Code 4 4th Service	Extra Service Code 5 5th Service	CS Y/N	eVS Y/N
		681	Priority Mail: Adult Signature Required	PM	USPS ADULT SIG 21 OR OLDER	922					Y	Y
		682	Priority Mail: Adult Signature Restricted Delivery	PM	USPS ADLT SIG/RSTR DEL 21 OLDR	923					Y	Y
		683	Priority Mail: Certified Mail Adult Signature Required	PM	USPS ADULT SIG 21 OR OLDER	912					Y	Y
		684	Priority Mail: Certified Mail Adult Signature Restricted Delivery	PM	USPS ADLT SIG/RSTR DEL 21 OLDR	913					Y	Y
		687	Priority Mail: Adult Signature Required Insurance <= 500	PM	USPS ADULT SIG 21 OR OLDER	922	930				Y	Y
		688	Priority Mail: Adult Signature Restricted Delivery Insurance <= \$500	PM	USPS ADLT SIG/RSTR DEL 21 OLDR	923	930				Y	Y
		689	Priority Mail: Adult Signature Required Insurance > \$500	PM	USPS ADULT SIG 21 OR OLDER	922	931				Y	Y
		690	Priority Mail: Adult Signature Restricted Delivery Insurance > \$500	PM	USPS ADLT SIG/RSTR DEL 21 OLDR	923	931				Y	Y
		691	Parcel Select: Adult Signature Required	PS	USPS ADULT SIG 21 OR OLDER	922					Y	Y
		692	Parcel Select: Adult Signature Restricted Delivery	PS	USPS ADLT SIG/RSTR DEL 21 OLDR	923					Y	Y
		696	Parcel Select: Adult Signature Required Insurance <= \$500	PS	USPS ADULT SIG 21 OR OLDER	922	930				Y	Y
		697	Parcel Select: Adult Signature Restricted Delivery Insurance <= \$500	PS	USPS ADLT SIG/RSTR DEL 21 OLDR	923	930				Y	Y
		698	Parcel Select: Adult Signature Required Insurance > \$500	PS	USPS ADULT SIG 21 OR OLDER	922	931				Y	Y
		699	Parcel Select: Adult Signature Restricted Delivery Insurance > \$500	PS	USPS ADLT SIG/RSTR DEL 21 OLDR	923	931				Y	Y

Appendix I – Service Type Codes

Chg Status Ret /Chg/ New	Chg Date	STC	Full Description	Class of Mail	Banner Text	Extra Service Code 1 1st Service	Extra Service Code 2 2nd Service	Extra Service Code 3 3rd Service	Extra Service Code 4 4th Service	Extra Service Code 5 5th Service	CS Y/N	eVS Y/N
		701	Priority Mail Express: Post Office- Addressee Signature Waived	EX	USPS TRACKING #	986					Y	Y
		702	USPS Marketing Mail™	SA	USPS TRACKING #						Y	Y
		703	USPS Marketing Mail™ Parcels	S2	USPS TRACKING #						Y	Y
		704	USPS Marketing Mail™ Parcel: USPS Tracking	S2	USPS TRACKING #	920					Y	Y
Ret	01/24	707	Parcel Select Lightweight: Insurance > \$500	LW	USPS SIGNATURE TRACKING #	931					Y	Y
Ret	01/24	709	Parcel Select Lightweight: Insurance > \$500, Return Receipt	LW	USPS SIGNATURE TRACKING #	931	955				Y	Y
		711	Priority Mail Express: Post Office- Addressee Return Receipt	EX	USPS SIGNATURE TRACKING #	955	986				Y	N
		712	Priority Mail Express: Post Office- Addressee Insurance	EX	USPS SIGNATURE TRACKING #	925	986				Y	Y
		713	Priority Mail Express: Post Office- Addressee Insurance Return Receipt	EX	USPS SIGNATURE TRACKING #	925	955	986			Y	N
		714	Priority Mail Express: Post Office- Addressee COD	EX	USPS COD SIGNATURE TRACKING #	915	986				Y	Y
		715	Priority Mail Express: Post Office- Addressee COD Return Receipt	EX	USPS COD SIGNATURE TRACKING #	915	955	986			Y	N
		716	Priority Mail Express: HFPU	EX	USPS SIGNATURE TRACKING #	985					Y	Y
		717	Priority Mail Express: HFPU Return Receipt	EX	USPS SIGNATURE TRACKING #	955	985				Y	Y
		718	Priority Mail Express: HFPU Insurance	EX	USPS SIGNATURE TRACKING #	925	985				Y	Y
		719	Priority Mail Express: HFPU Insurance Return Receipt	EX	USPS SIGNATURE TRACKING #	925	955	985			Y	Y
		720	Priority Mail Express: HFPU COD	EX	USPS COD SIGNATURE TRACKING #	915	985				Y	N

Appendix I – Service Type Codes

Chg Status Ret /Chg/ New	Chg Date	STC	Full Description	Class of Mail	Banner Text	Extra Service Code 1 1st Service	Extra Service Code 2 2nd Service	Extra Service Code 3 3rd Service	Extra Service Code 4 4th Service	Extra Service Code 5 5th Service	CS Y/N	eVS Y/N
		721	Priority Mail Express: HFPU COD Return Receipt	EX	USPS COD SIGNATURE TRACKING #	915	955	985			Y	N
		723	Priority Mail Express: Open and Distribute (PMEOD)	EX	USPS SCAN ON ARRIVAL	430					Y	Y
		724	Priority Mail Express: Adult Signature Required	EX	USPS ADULT SIG 21 OR OLDER	922	986				Y	Y
		725	Priority Mail Express: Adult Signature Restricted Delivery	EX	USPS ADLT SIG/RSTR DEL 21 OLDR	923	986				Y	Y
		726	Priority Mail Express: Adult Signature Required Extra Insurance	EX	USPS ADULT SIG 21 OR OLDER	922	925	986			Y	Y
		727	Priority Mail Express: Adult Signature Restricted Delivery Extra Insurance	EX	USPS ADLT SIG/RSTR DEL 21 OLDR	923	925	986			Y	Y
		729	Priority Mail Express: Adult Signature Required HFPU	EX	USPS ADULT SIG 21 OR OLDER	922	985				Y	N
		730	Priority Mail Express: Adult Signature Restricted Delivery HFPU	EX	USPS ADLT SIG/RSTR DEL 21 OLDR	923	985				Y	N
		731	Priority Mail Express: Adult Signature Required Extra Insurance HFPU	EX	USPS ADULT SIG 21 OR OLDER	922	925	985			Y	N
		732	Priority Mail Express: Adult Signature Restricted Delivery Extra Insurance HFPU	EX	USPS ADLT SIG/RSTR DEL 21 OLDR	923	925	985			Y	N
Ret	01/24	743	Parcel Select Lightweight: Insurance > \$500 Restricted Delivery	LW	USPS SIGNATURE TRACKING #	934					Y	Y
Ret	01/24	746	Parcel Select: Lightweight: Insurance <= \$500	LW	USPS TRACKING #	930					Y	Y
Ret	01/24	748	Parcel Select Lightweight: USPS Tracking	LW	USPS TRACKING #	920					Y	Y
Ret	01/24	749	Parcel Select Lightweight: Signature Confirmation Hazardous Materials	LW	USPS SIGNATURE TRKNG # HAZMAT	921	857				Y	Y

Appendix I – Service Type Codes

Chg Status Ret /Chg/ New	Chg Date	STC	Full Description	Class of Mail	Banner Text	Extra Service Code 1 1st Service	Extra Service Code 2 2nd Service	Extra Service Code 3 3rd Service	Extra Service Code 4 4th Service	Extra Service Code 5 5th Service	CS Y/N	eVS Y/N
		*750	Electronic File Number	N/A	USPS SCAN AT ACCEPTANCE						EF N	EFN
		*755	3606 Certificate of Bulk Mailing	N/A	USPS SCAN AT ACCEPTANCE						EF N	EFN
		*756	3877 Firm Mailing Book for Accountable Mail	N/A	USPS SCAN AT ACCEPTANCE						EF N	EFN
		*757	PS Form 5630 (SCAN)	N/A	USPS SCAN AT ACCEPTANCE						EF N	EFN
		760	Priority Mail Express: Signature Waived Hazardous Materials	EX	USPS TRACKING # HAZMAT	986	857				Y	Y
		761	Priority Mail Express: Signature Requested Hazardous Materials	EX	USPS SIGNATURE TRKNG # HAZMAT	981	986	857			Y	Y
		762	Priority Mail Express: Addtnl Insurance Hazardous Materials	EX	USPS SIGNATURE TRKNG # HAZMAT	925	986	857			Y	Y
		763	Priority Mail Express: Addtnl Insurance Restricted Delivery Hazardous Materials	EX	USPS SIGNATURE TRKNG # HAZMAT	934	986	857			Y	Y
		764	Priority Mail Express: Adult Signature Over 21 Hazardous Materials	EX	USPS ADLT SIG 21 OLDR HAZMAT	922	986	857			Y	Y
		772	Priority Mail: Adult Signature HFPU	PM	USPS ADULT SIG 21 OR OLDER	922	985				Y	Y
		773	Priority Mail: Adult Signature Restricted Delivery HFPU	PM	USPS ADLT SIG/RSTR DEL 21 OLDR	923	985				Y	Y
		774	Priority Mail: Adult Signature Required Insurance <= \$500 HFPU	PM	USPS ADULT SIG 21 OR OLDER	922	930	985			Y	Y
		775	Priority Mail: Adult Signature Restricted Delivery Insurance <= \$500 HFPU	PM	USPS ADLT SIG/RSTR DEL 21 OLDR	923	930	985			Y	Y
		776	Priority Mail: Adult Signature Required Insurance > \$500 HFPU	PM	USPS ADULT SIG 21 OR OLDER	922	931	985			Y	Y

Appendix I – Service Type Codes

Chg Status Ret /Chg/ New	Chg Date	STC	Full Description	Class of Mail	Banner Text	Extra Service Code 1 1st Service	Extra Service Code 2 2nd Service	Extra Service Code 3 3rd Service	Extra Service Code 4 4th Service	Extra Service Code 5 5th Service	CS Y/N	eVS Y/N
		777	Priority Mail: Adult Signature Restricted Delivery Insurance > \$500 HFPU	PM	USPS ADLT SIG/RSTR DEL 21 OLDR	923	931	985			Y	Y
		778	Parcel Select: Adult Signature Required HFPU	PS	USPS ADULT SIG 21 OR OLDER	922	985				Y	Y
		779	Parcel Select: Adult Signature Restricted Delivery HFPU	PS	USPS ADLT SIG/RSTR DEL 21 OLDR	923	985				Y	Y
		780	Parcel Select: Adult Signature Required Insurance <= \$500 HFPU	PS	USPS ADULT SIG 21 OR OLDER	922	930	985			Y	Y
		781	Parcel Select: Adult Signature Restricted Delivery Insurance <= \$500 HFPU	PS	USPS ADLT SIG/RSTR DEL 21 OLDR	923	930	985			Y	Y
		782	Parcel Select: Adult Signature Required, Insurance > \$500 HFPU	PS	USPS ADULT SIG 21 OR OLDER	922	931	985			Y	Y
		783	Parcel Select: Adult Signature Restricted Delivery Insurance > \$500 HFPU	PS	USPS ADLT SIG/RSTR DEL 21 OLDR	923	931	985			Y	Y
Ret	01/24	784	Parcel Select Lightweight: Insurance > \$500 Restricted Delivery Return Receipt	LW	USPS SIGNATURE TRACKING #	934	955				Y	Y
Ret	01/24	785	Parcel Select Lightweight: Hazardous Materials	LW	USPS TRACKING # HAZMAT	920	857				Y	Y
Ret	01/24	786	Parcel Select Lightweight: Insurance <= \$500 Hazardous Materials	LW	USPS TRACKING # HAZMAT	857	930				Y	Y
Ret	01/24	787	Parcel Select Lightweight: Insurance > \$500 Hazardous Materials	LW	USPS SIGNATURE TRACKING # HAZMAT	857	931				Y	Y
		796	Priority Mail Express Return	EX	USPS SIGNATURE TRACKING #	452	981				Y	Y
		797	Priority Mail Express Return: Additional Insurance	EX	USPS SIGNATURE TRACKING #	452	925				Y	Y
		798	Priority Mail Express Return: Signature Waived	EX	USPS TRACKING #	452					Y	Y

Appendix I – Service Type Codes

Chg Status Ret /Chg/ New	Chg Date	STC	Full Description	Class of Mail	Banner Text	Extra Service Code 1 1st Service	Extra Service Code 2 2nd Service	Extra Service Code 3 3rd Service	Extra Service Code 4 4th Service	Extra Service Code 5 5th Service	CS Y/N	eVS Y/N
		817	Priority Mail Express: Post Office- Addressee Signature Requested	EX	USPS SIGNATURE TRACKING #	986	981				Y	Y
Ret	01/24	835	Parcel Select Lightweight: Signature Confirmation	LW	USPS SIGNATURE TRACKING #	921					Y	Y
		837	Priority Mail Express Return: Signature Waived Hazardous Materials	EX	USPS TRACKING # HAZMAT	857	452				Y	Y
		838	Priority Mail Express Return: Signature Requested Hazardous Materials	EX	USPS SIGNATURE TRACKING # HAZMAT	981	452	857			Y	Y
		839	Priority Mail Express Return: Additional Insurance Hazardous Materials	EX	USPS SIGNATURE TRACKING # HAZMAT	925	452	857			Y	Y
		861	USPS Ground Advantage: One Pound or More Signature Confirmation Insurance <= \$500 Hold for Pickup	FC	USPS SIGNATURE TRACKING #	921	930	985			Y	Y
		893	Priority Mail: Signature Confirmation Restricted Delivery	PM	USPS SIGNATURE TRACKING #	924					Y	Y
		895	Parcel Select: Signature Confirmation Restricted Delivery	PS	USPS SIGNATURE TRACKING #	924					Y	Y
		896	Priority Mail: Signature Confirmation Restricted Delivery Insurance <= \$500	PM	USPS SIGNATURE TRACKING #	924	930				Y	Y
		905	Saturation Mail USPS Marketing Mail™	SA	USPS TRACKING #						Y	N
		906	Periodical USPS Marketing Mail™	SA	USPS TRACKING #						Y	N
		907	Periodical First-Class Mail	FC	USPS TRACKING #						Y	N
		909	Domestic Return Receipt PS3811 Green Card	FC	USPS TRACKING #						Y	Y

Appendix I – Service Type Codes

Chg Status Ret /Chg/ New	Chg Date	STC	Full Description	Class of Mail	Banner Text	Extra Service Code 1 1st Service	Extra Service Code 2 2nd Service	Extra Service Code 3 3rd Service	Extra Service Code 4 4th Service	Extra Service Code 5 5th Service	CS Y/N	eVS Y/N
		910	Priority Mail: Registered Mail Restricted Delivery Signature Confirmation	PM	USPS REGISTERED MAIL™	941	921				Y	N
		911	Priority Mail: Certified Mail Adult Signature Restricted Delivery Return Receipt	PM	USPS ADLT SIG/RSTR DEL 21 OLDR	913	955				Y	Y
		915	Priority Mail: Signature Confirmation Restricted Delivery Return Receipt	PM	USPS SIGNATURE TRACKING #	924	955				Y	Y
		916	Priority Mail: Certified Mail Adult Signature Required Return Receipt	PM	USPS ADULT SIG 21 OR OLDER	912	955				Y	Y
		917	Priority Mail Express: COD Restricted Delivery Return Receipt	EX	USPS COD SIGNATURE TRACKING #	917	955				Y	Y
		918	Priority Mail Express: COD Restricted Delivery Return Receipt HFPU	EX	USPS COD SIGNATURE TRACKING #	917	955	985			Y	Y
		919	Priority Mail Express: COD Restricted Delivery	EX	USPS COD SIGNATURE TRACKING #	917					Y	Y
		920	Priority Mail Express: COD Restricted Delivery HFPU	EX	USPS COD SIGNATURE TRACKING #	917	985				Y	Y
		921	Priority Mail Express: Insurance > \$500 Restricted Delivery	EX	USPS SIGNATURE TRACKING #	934					Y	Y
		922	Priority Mail Express: Insurance > \$500 Restricted Delivery Return Receipt	EX	USPS SIGNATURE TRACKING #	934	955				Y	Y
		928	USPS Ground Advantage: Up to 15.999oz Adult Signature Insurance <= \$500	FC	USPS ADULT SIG 21 OR OLDER	922	930				Y	Y
		929	USPS Ground Advantage: Up to 15.999oz Adult Signature Insurance > \$500	FC	USPS ADULT SIG 21 OR OLDER	922	931				Y	Y
		930	USPS Ground Advantage: Up to 15.999oz Adult Signature Return Receipt	FC	USPS ADULT SIG 21 OR OLDER	922	955				Y	Y

Appendix I – Service Type Codes

Chg Status Ret /Chg/ New	Chg Date	STC	Full Description	Class of Mail	Banner Text	Extra Service Code 1 1st Service	Extra Service Code 2 2nd Service	Extra Service Code 3 3rd Service	Extra Service Code 4 4th Service	Extra Service Code 5 5th Service	CS Y/N	eVS Y/N
		931	USPS Ground Advantage: Up to 15.999oz Adult Signature Restricted Delivery Insurance <= \$500	FC	USPS ADLT SIG/RSTR DEL 21 OLDR	923	930				Y	Y
		932	USPS Ground Advantage: Up to 15.999oz Adult Signature Restricted Delivery Insurance > \$500	FC	USPS ADLT SIG/RSTR DEL 21 OLDR	923	931				Y	Y
		933	USPS Ground Advantage: Up to 15.999oz Adult Signature Restricted Delivery Return Receipt	FC	USPS ADLT SIG/RSTR DEL 21 OLDR	923	955				Y	Y
		936	USPS Ground Advantage: Up to 15.999oz Insurance <= \$500 Signature Confirmation Restricted Delivery	FC	USPS SIGNATURE TRACKING #	924	930				Y	Y
		937	USPS Ground Advantage: Up to 15.999oz Signature Confirmation Restricted Delivery	FC	USPS SIGNATURE TRACKING #	924						
		939	USPS Ground Advantage: Up to 15.999oz Signature Confirmation Restricted Delivery Return Receipt	FC	USPS SIGNATURE TRACKING #	924	955				Y	Y
		941	Parcel Select: Adult Signature Restricted Delivery Return Receipt	PS	USPS ADLT SIG/RSTR DEL 21 OLDR	923	955				Y	Y
		942	Parcel Select: Adult Signature Required Return Receipt	PS	USPS ADULT SIG 21 OR OLDER	922	955				Y	Y
Ret	01/24	946	Parcel Select Lightweight: Adult Signature Required	LW	USPS ADULT SIG 21 OR OLDER	922					Y	Y
Ret	01/24	950	Parcel Select Lightweight: Adult Signature Restricted Delivery	LW	USPS ADLT SIG/RSTR DEL 21 OLDR	923					Y	Y
Ret	01/24	955	Parcel Select Lightweight: Signature Confirmation Insurance <= \$500	LW	USPS SIGNATURE TRACKING #	921	930				Y	Y

Appendix I – Service Type Codes

Chg Status Ret /Chg/ New	Chg Date	STC	Full Description	Class of Mail	Banner Text	Extra Service Code 1 1st Service	Extra Service Code 2 2nd Service	Extra Service Code 3 3rd Service	Extra Service Code 4 4th Service	Extra Service Code 5 5th Service	CS Y/N	eVS Y/N
		959	Bound Printed Matter: COD Restricted Delivery Return Receipt Electronic	BB	USPS COD SIGNATURE TRACKING #	917	957				Y	Y
		965	Media Mail: Signature Confirmation Restricted Delivery Insurance <= \$500	BS	USPS SIGNATURE TRACKING #	924	930				Y	Y
		967	USPS Ground Advantage: One Pound or More Signature Confirmation Restricted Delivery	FC	USPS SIGNATURE TRACKING #	924					Y	Y
		968	USPS Ground Advantage: One Pound or More Signature Confirmation Restricted Delivery Insurance <= \$500	FC	USPS SIGNATURE TRACKING #	924	930				Y	Y
		970	USPS Ground Advantage: One Pound or More Signature Confirmation Restricted Delivery Return Receipt	FC	USPS SIGNATURE TRACKING #	924	955				Y	Y
		974	USPS Ground Advantage: Up to 15.999oz Adult Signature	FC	USPS ADULT SIG 21 OR OLDER	922					Y	Y
		975	USPS Ground Advantage: Up to 15.999oz Adult Signature Restricted Delivery	FC	USPS ADLT SIG/RSTR DEL 21 OLDR	923					Y	Y
		976	Library Mail: Signature Confirmation Restricted Delivery	BL	USPS SIGNATURE TRACKING #	924					Y	Y
		977	Media Mail: Signature Confirmation Restricted Delivery	BS	USPS SIGNATURE TRACKING #	924					Y	Y
		978	Bound Printed Matter: Signature Confirmation Restricted Delivery	BB	USPS SIGNATURE TRACKING #	924					Y	Y
Ret	01/24	979	Parcel Select Lightweight: Signature Confirmation Restricted Delivery	LW	USPS SIGNATURE TRACKING #	924					Y	Y

This Page Intentionally Left Blank

Appendix J: Reference Tables

Table 1 - Barcode Construct Codes

There are ten constructs for commercial mailers and ten constructs for online/PC postage/postage meter shippers. Each barcode construct is identified by a three-digit code (e.g., “C01”). Commercial mailers’ constructs begin with “C”, while online/PC postage/postage meter mailers’ constructs begin with “N”. The barcode construct code must be included in the D1 (position 043-046) record of Shipping Services File. Keep in mind that each barcode construct requires Function 1 codes in specific location in the barcode (see the spec document -----).

IMpb Constructs - Commercial Mailer

****IMPORTANT NOTE:** C04, C08, C09 and C10 are the only valid barcode constructs for Electronic File Number.

Commercial mailers that use permit, ePostage, and OMAS must use application identifier “92” for barcode constructs that use 9-digit mailer ID and application identifier “93” for barcode constructs that use 6-digit mailer ID.

Code	Description	POSTAL ROUTING CODE Field Length		TRACKING NUMBER Field Length					PIC Length	Total Barcode Length
		Postal Routing AI	Dest ZIP	Channel AI	STC	MID	Serial Number	Check Digit		
C01	Commercial Mail – (Nine-digit Mailer ID, 9-digit ZIP Code)	3	9	2	3	9	7	1	22	34
C02	Commercial Mail – (Nine-digit Mailer ID, 5-digit ZIP Code)	3	5	2	3	9	11	1	26	34
C03	Commercial Mail – (Nine-digit Mailer ID, 5-digit ZIP Code)	3	5	2	3	9	7	1	22	30
**C04	Commercial Mail – (Nine-digit Mailer ID, No ZIP Code)	0	0	2	3	9	7	1	22	22
C05	Commercial Mail – (Six-digit Mailer ID, 5-digit ZIP Code)	3	9	2	3	6	10	1	22	34
C06	Commercial Mail – (Six-digit Mailer ID, 5-digit ZIP Code)	3	5	2	3	6	14	1	26	34
C07	Commercial Mail – (Six-digit Mailer ID, 5-digit ZIP Code)	3	5	2	3	6	10	1	22	30
**C08	Commercial Mail – (Six-digit Mailer ID, No ZIP Code)	0	0	2	3	6	10	1	22	22
**C09	Commercial Mail – (Six-digit Mailer ID, No ZIP Code)	0	0	2	3	6	14	1	26	26
**C10	Commercial Mail – (Nine-digit Mailer ID, No ZIP Code)	0	0	2	3	9	11	1	26	26

IMpb Constructs - Online/PC Postage Mailer

****IMPORTANT NOTE: eVS/PRS Mailers -** None of these barcode constructs are applicable.

PC Postage and Meter mailers (including those that use OMAS) must use application identifier “94” for all barcode constructs. These users must also include the correct 2-digit source ID to indicate whether a 9-digit or 6-digit mailer ID is used in the barcode. The Source ID’s is unique for each PC Postage and Meter Vendor.

		POSTAL ROUTING CODE Field Length		TRACKING NUMBER Field Length							
Code	Description	Postal Routing AI	Dest ZIP	Channel AI	STC	Source ID	MID	Serial Number	Check Digit	PIC Length	Total Barcode Length
**N01	Online / PC Postage Label - (Six-digit Mailer ID, 5-digit ZIP Code)	3	5	2	3	2	6	8	1	22	30
**N02	Online / PC Postage Label - (Six-digit Mailer ID, 9-digit ZIP Code)	3	9	2	3	2	6	8	1	22	34
**N03	Online / PC Postage Label - (Six-digit Mailer ID, No ZIP Code)	0	0	2	3	2	6	8	1	22	22
**N04	Online / PC Postage Label - (Nine-digit Mailer ID, 5-digit ZIP Code)	3	5	2	3	2	9	5	1	22	30
**N05	Online / PC Postage Label - (Nine-digit Mailer ID, 9-digit ZIP Code)	3	9	2	3	2	9	5	1	22	34
**N06	Online / PC Postage Label - (Nine-digit Mailer ID, No ZIP Code)	0	0	2	3	2	9	5	1	22	22
**N07	Online / PC Postage Label (Six-digit MID, 5-digit routing ZIP Code)	3	5	2	3	2	6	12	1	26	34
**N08	Online / PC Postage Label (Nine-digit MID, 5-digit routing ZIP Code)	3	5	2	3	2	9	9	1	26	34
**N09	Online / PC Postage Label (Six-digit mailer ID, No routing ZIP Code)	0	0	2	3	2	6	12	1	26	26
**N10	Online / PC Postage Label (Nine-digit MID, No routing ZIP Code)	0	0	2	3	2	9	13	1	30	30

Customer Created ‘99M’ Container Barcode Constructs

Code	Description	Application Identifier	“M” Identifier	MID	Serial Number	Total
T01	Customer Container Barcode (99M) – (Six-digit Mailer ID)	2	1	6	12	21
T02	Customer Container Barcode (99M) – (Nine-digit Mailer ID)	2	1	9	9	21

Intelligent Mail (USPS) Tray/Sack Barcode Constructs

Code	Description	ZIP Code	CIN	Processing Code	MID	Serial Number	Label Type	Total Barcode Length
T03	Intelligent Mail (USPS) Tray/Sack Barcode – (Six-digit Mailer ID)	5	3	1	6	8	1	24
T04	Intelligent Mail (USPS) Tray/Sack Barcode – (Nine-digit Mailer ID)	5	3	1	9	5	8	24

Note:

- 1) T03: Label Type – value of “1” for 6-digit MID
- 2) T04: Label Type – value of “8” for 9-digit MID.

Table 2 - Channel Application Identifier (AI)

***IMPORTANT NOTE:** Not applicable for the Electronic File Number (Header Record). Only applicable in the package identification number (Detail Record)

Application Identifier	Description	Confirmation Services Applicable	eVS Applicable
92	Commercial Mailer – Nine-digit MID	Y	Y
93	Commercial Mailer – Six-digit MID	Y	Y
94	WebTools PC Postage Vendor Postage Meters	Y	N
95	USPS Retail APC/SSK	Y	N/A

Table 3 - Container Type Indicator Codes

Detail 1 Record Position:

File Version	Record Position
Version 1.6, 1.7	127-128
	163-164
	199-200
Version 2.0	14
	16
	18
Identifier	Description
BL	Truck bedload
OA	Open & Distribute Full Postal Paks
OE	Open & Distribute EMM Tray Box
OF	Open and Distribute Full Tray Box
OH	Open and Distribute Half Tray Box
OK	Open & Distribute Half Postal Paks
OP	Open & Distribute Pallet
OT	Open & Distribute Flat Tub Tray Box
PT	Pallet
RP	Receptacle
SK	Sack

Table 4 - Delivery Option Indicator Codes

File Version		Record Position		
Version 1.6, 1.7		505		
Version 2.0		70		
Code	Description	Confirmation Services Applicable	eVS Applicable	Product Class
1	Normal Delivery	Y	Y	
2	No Weekend Delivery	Y	Y	
3	No Holiday Delivery	Y	Y	
4	No Weekend or Holiday Delivery	Y	Y	
5	No Saturday Delivery	Y	Y	
6	No Sunday Delivery	Y	Y	
8	Holiday Delivery	Y	Y	
9	No Sunday or Holiday Delivery	Y	Y	
E	Scheduled End of Day	Y	Y	
F	Scheduled End of Day No Sun/Holiday Delivery	Y	Y	
G	Scheduled End of Day No Weekend/Holiday Delivery	Y	Y	

Table 5 - Destination Rate Indicator Codes

File Version		Record Position	
Version 1.6, 1.7		375	
Version 2.0		38	
Code	Description	Confirmation Services Applicable	eVS Applicable
A	Destination Area Distribution Center (DADC)	Y	Y
B	Destination Network Distribution Center (DNDC)	Y	Y
D	Destination Delivery Unit (DDU)	Y	Y
F	Destination Auxiliary Service Facility (DASF)	Y	Y
H	Destination Service Hub (DSH)	Y	Y
I	International Service Office	Y	Y
N	None	Y	Y
P	Returns Processing Facility (RPF)	Y	Y
S	Destination Sectional Center Facility (DSCF)	Y	Y

Table 6 - Discount Type Codes

File Version		Record Position		
Version 1.6, 1.7		470-471		
Version 2.0		59		
PTR Code	EDI Code	Description	Confirmation Services Applicable	eVS Applicable
D6	310	Non-machinable Discount (DNDC Parcel Select) for Special Handling	Y	Y
D7	315	Non-machinable Discount (DSCF Parcel Select) for Special Handling	Y	Y

Table 7 - Extra Service Codes

File Version		Record Position		
Version 1.6, 1.7		399-401		
		408-410		
		417-419		
		426-428		
		435-437		
Version 2.0		44		
		46		
		48		
		50		
		52		
Three-Digit Code	Description	Confirmation Services Applicable	eVS Applicable	PRS Applicable
415	USPS Label Delivery	Y	Y	N
420	Parcel Return Service	N	N	Y
430	Open and Distribute	Y	Y	N
452	USPS Returns	Y	Y	N
810	HAZMAT Air Eligible Ethanol Package	Y	Y	Y
811	HAZMAT Class 1 - Toy Propellant/Safety Fuse Package	Y	Y	Y
812	HAZMAT Class 3 – Flammable Liquid Package	Y	Y	Y
813	HAZMAT Class 7 - Radioactive Materials Package	Y	Y	Y
814	HAZMAT Class 8 - Corrosive Materials Package	Y	Y	Y
815	HAZMAT Class 8 - Nonspillable Wet Battery Package	Y	Y	Y
816	HAZMAT Class 9 - Lithium Battery Marked - Ground Only Package	Y	Y	Y
817	HAZMAT Class 9 - Lithium Battery - Returns Package	Y	Y	Y
818	HAZMAT Class 9 - Lithium batteries, marked package	Y	Y	Y
819	HAZMAT Class 9 - Dry Ice Package	Y	Y	Y
820	HAZMAT Class 9 - Lithium batteries, unmarked package	Y	Y	Y

Appendix J – Reference Data

821	HAZMAT Class 9 - Magnetized Materials Package	Y	Y	Y
822	HAZMAT Division 4.1 – Flammable Solids or Safety Matches Package	Y	Y	Y
823	HAZMAT Division 5.1 - Oxidizers Package	Y	Y	Y
824	HAZMAT Division 5.2 - Organic Peroxides Package	Y	Y	Y
825	HAZMAT Division 6.1 – Toxic Materials Package	Y	Y	Y
826	HAZMAT Division 6.2 – Infectious Substances Package	Y	Y	Y
827	HAZMAT Excepted Quantity Provision Package	Y	Y	Y
828	HAZMAT Ground Only	Y	Y	Y
829	HAZMAT ID8000 Consumer Commodity Package	Y	Y	Y
830	HAZMAT Lighters Package	Y	Y	Y
831	HAZMAT LTD QTY Ground Package	Y	Y	Y
832	HAZMAT Small Quantity Provision Package	Y	Y	Y
853	Perishable Material	Y	Y	N
856	Live Animals Transportation Fee	Y	Y	N
857	Hazardous Material	Y	Y	N
858	Cremated Remains	Y	Y	N
859	Cremated Remains International	Y	Y	N
881	Non-Standard Dimension Length > 22"	Y	Y	N
882	Non-Standard Dimension Length > 30"	Y	Y	N
883	Non-Standard Cubic Dimension > 2 cubic feet	Y	Y	N
884	Non-Standard Dimension Length > 22" and Cubic Dim > 2 cu ft	Y	Y	N
885	Non-Standard Dimension Length > 30" and Cubic Dim > 2 cu ft	Y	Y	N
910	Certified Mail TM	Y	Y	N
911	Certified Mail Restricted Delivery	Y	Y	N
912	Certified Mail Adult Signature Required	Y	Y	N

Appendix J – Reference Data

913	Certified Mail Adult Signature Restricted Delivery	Y	Y	N
915	Collect on Delivery (COD)	Y	Y	N
917	COD Restricted Delivery	Y	Y	N
920	USPS Tracking	Y	Y	N
921	Signature Confirmation	Y	Y	N
922	Adult Signature Required 21 or Over	Y	Y	N
923	Adult Signature Restricted Delivery 21 or Over	Y	Y	N
924	Signature Confirmation Restricted Delivery	Y	Y	N
925	Priority Mail Express Merchandise Insurance	Y	Y	N
930	Insurance <= \$500	Y	Y	N
931	Insurance > \$500	Y	Y	N
934	Insurance Restricted Delivery	Y	Y	N
940	Registered Mail	Y	N	N
941	Registered Mail Restricted Delivery	Y	N	N
955	Return Receipt	Y	Y	N
957	Return Receipt Electronic	Y	Y	N
981	Signature Requested	Y	Y	N
985	Hold for Pickup	Y	Y	N
986	PO to Addressee	Y	Y	N

Table 8 - Mail Class Codes

File Version			Record Position		
Version 1.6, 1.7			037-038		
Version 2.0			3		
PTR Code	EDI Code	Description	Confirmation Services Applicable	eVS Applicable	PRS Applicable
BB	SG	Bound Printed Matter	Y	Y	N
BL	CG	Library Mail	Y	Y	N
BP	ST	USPS Retail Ground (retired 7/9/2023)	Y	N	N
BS	09	Media Mail	Y	Y	N
CP	IA	Priority Mail International Parcels	Y	N	N
DM	GT	Domestic Matter for the Blind	Y	N	N
EX	CX	Priority Mail Express	Y	Y	N
FC	FC	First-Class	Y	Y	N
IE	IL	Priority Mail Express International	Y	N	N
LC	BC	First-Class Package Service International	Y	N	N
LW	ZZ	Parcel Select Lightweight (retired 1/21/2024)	Y	Y	N
MR	DR	Priority Mail Return Service	N	N	Y
PG	CE	Global Express Guaranteed	Y	N	N
PM	PB	Priority Mail	Y	Y	N
PS	G2	Parcel Select	Y	Y	N
RP	RS	Parcel Return Service retail channel	N	Y	Y
S2	D1	USPS Marketing Mail™	Y	Y	N
SA	SA	USPS Marketing Mail™	Y	Y	N

Table 9 - Open and Distribute Content Indicator Codes

File Version		Record Position	
Version 1.6, 1.7		037-038	
Version 2.0		3	
Code	Description	Confirmation Services Applicable	eVS Applicable
EF	Flats/Electronic Payment	Y	Y
EL	Letter/Electronic Payment	Y	Y
EP	Parcels/Electronic Payment	Y	Y
PF	Flats/Non-Electronic Payment	Y	Y
PL	Letters/Non-Electronic Payment	Y	Y
PP	Parcels/Non-Electronic Payment	Y	Y

Table 10 - Postal Routing Barcode Codes

Code	Description	Confirmation Services Applicable	eVS Applicable
Detail 1 Record Positions: Versions 1.6, 1.7 – 500 Version 2.0 - 66			
0	NO BARCODE	Y	Y
1	GS1-128 BARCODE	Y	Y

Table 11 - Rate Indicator Codes

Code	Description	Confirmation Services Applicable	eVS Applicable
N Detail 1 Record Positions: Versions 1.6, 1.7 - 373-374 Version 2.0 - 37			
1B	Parcel Select Extended Coverage	Y	Y
1C	Parcel Select Extended Coverage Oversize Piece	Y	Y
2B	First-Class Machinable Single Piece	Y	Y
3D	3-Digit Price		Y
3E	Inter-NDC Oversized Rate	Y	N
3R	3-Digit Dimensional Rectangular Price	Y	Y
3N	3-Digit Dimensional Nonrectangular Price	Y	Y
5D	5-Digit Price	Y	Y
5S	5-Digit Special Standard	Y	N
AD	ADC Price	Y	Y
BA	Basic Price	Y	Y
BB	Mixed NDC Price	Y	Y
BM	NDC Price	Y	Y
BN	Balloon Price (PRS)	Y	Y
BP	Basic Bound Printed Matter Pre-Barcoded	Y	N
BS	NDC Special Standard	Y	N
C1	Cubic Pricing Tier 1	Y	N
C2	Cubic Pricing Tier 2	Y	N
C3	Cubic Pricing Tier 3	Y	N
C4	Cubic Pricing Tier 4	Y	N
C5	Cubic Pricing Tier 5	Y	N
C6	Regional Price Box A	Y	Y
C7	Regional Price Box B	Y	Y
CB	Carrier Route Basic Price	Y	Y
CD	Priority Mail Express Custom Design	Y	N
CH	Carrier Route High Density Price	Y	Y
CP	Cubic Pricing	Y	Y
CR	Carrier Route Price	Y	N
CS	Carrier Route Saturation Price	Y	Y
DC	NDC Price	Y	Y
DE	SCF Price	Y	Y
DF	5-Digit Price	Y	Y
DN	Dimensional Nonrectangular Price	Y	Y
DR	Dimensional Rectangular Price	Y	Y
E1	Priority Mail Express Same Day Airport Flat Rate	Y	N
E3	Priority Mail Express Flat Rate Envelope Hold For Pickup	Y	Y
E4	Priority Mail Express Flat Rate Envelope Post Office To Addressee	Y	Y

Appendix J – Reference Data

Code	Description	Confirmation Services Applicable	eVS Applicable
N Detail 1 Record Positions: Versions 1.6, 1.7 - 373-374 Version 2.0 - 37			
E5	Priority Mail Express Legal Flat Rate Envelope – Hold for Pickup	Y	Y
E6	Priority Mail Express Legal Flat Rate Envelope – PO to Addressee	Y	Y
E7	Priority Mail Express Legal Flat Rate Envelope Sun Holiday Fee - PO to Addressee	Y	N
EP	ECOMPRO Single Piece (weight based)	Y	Y
FA	Legal Flat Rate Envelope	Y	Y
FB	Medium Flat Rate Box	Y	Y
FE	Flat Rate Envelope	Y	Y
FP	Padded Flat Rate Envelope	Y	Y
FS	Small Flat Rate Box	Y	Y
HA	ECOMPRO Flat Rate Legal Envelope	Y	Y
HB	ECOMPRO Medium Flat Rate Box	Y	Y
HE	ECOMPRO Flat Rate Envelope Rate	Y	Y
HP	ECOMPRO Flat Rate Padded Envelope	Y	Y
HL	ECOMPRO Large Flat Rate Box	Y	Y
HS	ECOMPRO Small Flat Rate Box	Y	Y
IM	Standard Post/Parcel Select Between 108" and 130" Subject To Oversize Rate	Y	N
LE	Legal Envelope	Y	N
MA	Mixed ADC Price	Y	Y
MB	Mixed NDC Price – Required for Marketing Mail	Y	Y
N5	Nonprofit 5-Digit Price	Y	Y
NB	Nonprofit Carrier Route Basic Price	Y	Y
ND	Nonprofit NDC Price	Y	Y
NH	Nonprofit Carrier Route High Density	Y	Y
NM	Nonprofit NDC Mixed Price	Y	Y
NP	Nonpresorted Price	Y	Y
NR	Nonprofit Carrier Route Saturation Price	Y	Y
NT	Nonprofit SDC Price	Y	Y
O1	Full Tray Box	Y	Y
O2	Half Tray Box	Y	Y
O3	EMM Tray Box	Y	Y
O4	Flat Tub Tray Box	Y	Y
O5	Pallet (NSA's Only)	Y	Y

Appendix J – Reference Data

Code	Description	Confirmation Services Applicable	eVS Applicable
N Detail 1 Record Positions: Versions 1.6, 1.7 - 373-374 Version 2.0 - 37			
O6	Full Postal Paks (NSA only)	Y	Y
O7	O7 - Half Postal Paks (NAS only)	Y	Y
OS	Non-Machinable DSCF Oversized – 3-Digit	Y	Y
OT	Non-Machinable DSCF Oversized – 5-Digit	Y	Y
P5	Machinable Cubic Tier Soft Pack Tier 1 (.10)	Y	Y
P6	Machinable Cubic Tier Soft Pack Tier 2 (.20)	Y	Y
P7	Machinable Cubic Tier Soft Pack Tier 3 (.30)	Y	Y
P8	Machinable Cubic Tier Soft Pack Tier 4 (.40)	Y	Y
P9	Machinable Cubic Tier Soft Pack Tier 5 (.50)	Y	Y
PA	Priority Mail Express to Post Office Addressee	Y	Y
PI	Package Intercept	Y	Y
PL	Large Flat Rate Box	Y	Y
PM	Large Flat Rate Box APO/FPO/DPO	Y	Y
PP	Priority Mail Express Hold For Pickup	Y	Y
PR	Presorted Price	Y	Y
Q6	Machinable Cubic Tier Soft Pack Tier 6 (.60) (Effctv 7/10/22)	Y	Y
Q7	Machinable Cubic Tier Soft Pack Tier 7 (.70)	Y	Y
Q8	Machinable Cubic Tier Soft Pack Tier 8 (.80)	Y	Y
Q9	Machinable Cubic Tier Soft Pack Tier 9 (.90)	Y	Y
Q0	Machinable Cubic Tier Soft Pack Tier 10 (1.00)	Y	Y
S2	Single Piece – Parcel	Y	N
SN	Dimensional Non-Rectangular SCF	Y	Y
SP	Single-Piece Price	Y	Y
SR	Dimension Rectangular SCF	Y	Y
U3	3-digit under 1 pound	Y	Y
U5	5-digit under 1 pound	Y	Y
UA	ADC under 1 pound	Y	Y

Table 12 - Processing Category Codes

PTR Code	EDI Code	Description	Confirmation Services Applicable	eVS Applicable
Detail 1 Record Positions: Versions 1.6, 1.7 – 372 Version 2.0 - 36				
0	CAR	CARDS	Y	N
1	ATH	LETTERS	Y	Y
2	INT	FLATS	Y	Y
3	BOX	MACHINABLE PARCEL	Y	Y
4	PKG	IRREGULAR PARCEL	Y	Y
5	AMM	NONMACHINABLE PARCEL	Y	Y

Appendix J – Reference Data

C	CAS	CATALOGS	Y	N
O	BXI	OPEN AND DISTRIBUTE	Y	Y
R	RFT	RETURNS	Y	N
S	SV2	SOFT PACK MACHINABLE	Y	Y
T	STW	SOFT PACK NON MACHINABLE	Y	Y

Table 13 - Surcharge Type Codes

PTR Code	EDI Code	Description	Confirmation Services Applicable	eVS Applicable
Detail 1 Record Positions: Versions 1.6, 1.7 -- 461-462 Version 2.0 - 57				
A1	010	DDU Area Surcharge	Y	Y
A2	BEY	DSCF Area Surcharge	Y	N
A3	BYD	DNDC Area Surcharge	Y	N
D1	PSD	Parcel Select Next Day DSCF 3-digit	Y	Y
F1	615	Fuel Fee	Y	Y
G5	PAC	Parcel Select Extended Coverage	Y	Y
N1	480	Non-machinable Parcel Surcharge	Y	Y
N2	260	Non-barcoded Parcel Surcharge	Y	Y
N3	MSG	Detached Address Label	Y	N
P1	SPC	Picture Permit Imprint	Y	Y
S1	SAJ	Non-Standard Surcharge	Y	N
S4	SAK	Non-machinable Surcharge	Y	N
S5	520	Oversized Surcharge	Y	N
S9	490	Non-machinable First-Class International	Y	N

Table 14 - ZONE Codes

Code	Zone Name	Confirmation Services Applicable	eVS Applicable
Version 1.6/1.7 - Detail 1 Record Positions: 376-377 Version 2.0 - Detail 1 Record Position: 39			
00	UNZONE	Y	Y
01	ZONE 1	Y	Y
02	ZONE 2	Y	Y
03	ZONE 3	Y	Y
04	ZONE 4	Y	Y
05	ZONE 5	Y	Y
06	ZONE 6	Y	Y
07	ZONE 7	Y	Y
08	ZONE 8	Y	Y
09	ZONE 9*	Y	Y
LC	Local ZONE	Y	Y

*Zone 9 was added in January 2014 for Priority Mail Express to reflect the additional transportation cost to Freely Associated States (Palau, Micronesia and Marshall Islands)

Table 15 - IMpb Non-Compliance Codes

Description	Long Description	Code
BARCODE_QUALITY	Mailpiece has Poor Barcode Quality	BQ
MANIFEST_QUALITY	Mailpiece has Poor Manifest Data Quality	MQ
ADDRESS_QUALITY	Mailpiece has Poor Address Quality	AQ
PACKAGE_CORRECT	Mailpiece is a Compliant Package (No Compliant Issues to Report)	PC
CORRECTED_BY_MAILER	Piece was corrected by mailer	OK
SYSTEM_BACKLOG	Non-Compliance Code generated due to system backlog - Removes UN & DZ	KO
SYSTEM_BACKLOG	Non-Compliance Code generated due to system backlog - Removes UN	K1

Table 16 - IMpb Non-Compliance Report Codes

Report Code	Non-Compliance Code
16	OK
17	BQ
18	MQ
19	AQ
20	PC
21	KO
22	K1
32	BQ, MQ
33	BQ, AQ
34	MQ, AQ
50	BQ, MQ, AQ

This Page Intentionally Left Blank

Appendix K: Transitioning from Shipping Services File Version 1.6 to Shipping Services File Version 1.7/2.0

This appendix is intended to be used as a starting point for customers transitioning from Shipping Services File Version 1.6 to Shipping Services File Version 1.7/2.0.

HEADER RECORD				
File Format 1.3 Fields	Version 1.6+ Field Name (if Different)	Version 1.6+ Record Type	Version 1.6+ Field Position	Not in File Format 1.6, 1.7/2.0
Electronic File Header Record ID	Header Record ID	Header	001-002	--
Electronic File Type		Header	003-003	--
Electronic File Number		Header	004-037	--
Date of Mailing		Header	038-045	--
Time of Mailing		Header	046-051	--
Entry Facility	Entry Facility ZIP Code	Header	052-052	--
Payment Account Number		Detail Record 1	275-284	--
Method of Payment		Detail Record 1	285-286	--
Post Office of Account ZIP Code		Detail Record 1	287-291	--
FAST Confirmation Number	FAST Reservation Number	Detail Record 1	246-260	--
Pickup Requested Indicator				<input type="checkbox"/>
Postal Service Electronic File Version Number	USPS Electronic File Version Number	Header	075-077	--
Unique Developer ID Code	Software Vendor Code	Header	090-093	--
Shipping/Manifesting Software's Product Version Number	Software Vendor Product Version Number	Header	094-101	--
File Record Count		Header	102-110	--

Appendix K – Transition from Shipping Service Ver 1.6 to Shipping Service File Ver 1.7/2.0

Detail Record 1				
File Format 1.3 Fields	Version 1.6+ Field Name (if Different)	Version 1.6+ Record Type	Version 1.6+ Field Position	Not in File Format 1.6, 1.7/2.0
Electronic File Detail Record ID	Detail Record ID	Detail Record 1	001-002	--
Products or Class of Mail	Class of Mail	Detail Record 1	037-038	--
Package Identification Code (PIC)	Intelligent Mail package barcode (IMpb)	Detail Record 1	003-036	--
Destination ZIP Code		Detail Record 1	047-051	--
Destination ZIP+4		Detail Record 1	052-055	--
Country Code	Destination Country Code	Detail Record 1	057-058	--
Postage		Detail Record 1	318-324	--
Unit of Measure Code		Detail Record 1	362-362	--
Weight		Detail Record 1	363-371	--
Processing Category		Detail Record 1	372-372	--
Destination Rate Indicator		Detail Record 1	375-375	--
Rate Indicator		Detail Record 1	373-374	--
Zone		Detail Record 1	376-377	--
PO Box Indicator		Detail Record 1	503-503	--
Waiver of Signature		Detail Record 1	504-*504	--
No Weekend/Holiday Delivery	Delivery Option Indicator	Detail Record 1	505-505	--
Value of Article		Detail Record 1	444-450	--
COD Amount Due Sender		Detail Record 1	451-456	--
Handling Charge		Detail Record 1	457-460	--
Special Service Code 1st Service	Extra Service Code 1 st Service	Detail Record 1	399-401	--
Fee for Special Service 1st Fee	Extra Service Fee 1 st Service	Detail Record 1	402-407	--
Special Service Code 2nd Service	Extra Service Code 2 nd Service	Detail Record 1	408-410	--
Fee for Special Service 2nd Fee	Extra Service Fee 2 nd Service	Detail Record 1	411-416	--
Special Service Code 3rd Service	Extra Service Code 3 rd Service	Detail Record 1	417-419	--
Fee for Special Service 3rd Fee	Extra Service Fee 3 rd Service	Detail Record 1	420-425	--
Special Service Code 4th Service	Extra Service Code 4 th Service	Detail Record 1	426-428	--
Fee for Special Service 4th Fee	Extra Service Fee 4 th Service	Detail Record 1	429-434	--
Special Service Code 5th Service	Extra Service Code 5 th Service	Detail Record 1	435-437	--
Fee for Special Service 5th Fee	Extra Service Fee 5 th Service	Detail Record 1	438-443	--
Special Service Code 6th Service				<input type="checkbox"/>
Fee for Special Service 6th Fee				<input type="checkbox"/>
Client Mailer ID	Mail Owner Mailer ID	Detail Record 1	084-092	--
Customer Reference Number		Detail Record 1	216-245	--
Surcharge Type		Detail Record 1	461-462	--
Surcharge Amount		Detail Record 1	463-469	--

Detail Record 1				
File Format 1.3 Fields	Version 1.6+ Field Name (if Different)	Version 1.6+ Record Type	Version 1.6+ Field Position	Not in File Format 1.6, 1.7/2.0
Non-Incidental Enclosure Rate Indicator		Detail Record 1	479-480	--
Non-Incidental Enclosure Class		Detail Record 1	481-482	--
Non-Incidental Enclosure Postage		Detail Record 1	483-489	--
Non-Incidental Enclosure Weight		Detail Record 1	490-498	--
Custom Designated Agreement Number				<input type="checkbox"/>

Detail Record 2				
File Format 1.3 Fields	Version 1.6+ Field Name (if Different)	Version 1.6+ Record Type	Version 1.6+ Field Position	Not in File Format 1.6, 1.7/2.0
Electronic File Detail Record ID		Detail Record 2	001-002	--
Package Identification Code (PIC)	Intelligent Mail package barcode (IMpb)	Detail Record 2	003-036	--
Name of Addressee	Recipient Name	Detail Record 2	037-084	--
Miscellaneous Address Information				<input type="checkbox"/>
Additional Address Information				<input type="checkbox"/>
Delivery Address			085-132	--
City Name			133-160	--
State			161-163	--
Postal Code				<input type="checkbox"/>
International Province Name				<input type="checkbox"/>
Customs Category Article 1				<input type="checkbox"/>
Customs Count Article 1				<input type="checkbox"/>
Customs Value Article 1				<input type="checkbox"/>
Customs Category Article 2				<input type="checkbox"/>
Customs Count Article 2				<input type="checkbox"/>
Customs Value Article 2				<input type="checkbox"/>
Customs Category Article 3				<input type="checkbox"/>
Customs Count Article 3				<input type="checkbox"/>
Customs Value Article 3				<input type="checkbox"/>

This Page Intentionally Left Blank

Appendix L: Terms and Definitions

Term	Definition
Detail Record	<ul style="list-style-type: none"> <input type="checkbox"/> The record within the Shipping Services File that provides payment details for each package. <input type="checkbox"/> There must be a detail record for every package in the mailing.
Duplicate packages	<ul style="list-style-type: none"> <input type="checkbox"/> Multiple package(s) with the same Tracking Number used within the 120-day window.
Electronic File Number	<ul style="list-style-type: none"> <input type="checkbox"/> Electronic File Number uniquely identifies the transmission of an electronic manifest, and must be unique for a period of 120-days. It is located in the header record of the Shipping Services File.
eVS landing page	<ul style="list-style-type: none"> <input type="checkbox"/> The monthly account summary page, which is the first page, launched when a customer logs onto their eVS account.
Shipping Services File	<ul style="list-style-type: none"> <input type="checkbox"/> The electronic file containing all manifest and payment information. A Shipping Services File must contain a minimum of one manifest. <input type="checkbox"/> Most files generally consist of many manifests identified by unique Header Records.
Function 1 character (FNC1)	<ul style="list-style-type: none"> <input type="checkbox"/> A symbology character used in some GS1 data carriers for specific purposes. FNC1 characters typically follow the start character at the beginning of the barcode and are part of the symbology overhead. Additionally, the FNC1 character can be used to concatenate successive data strings where it would precede the Application Identifier of the subsequent data string.
GS1	<ul style="list-style-type: none"> <input type="checkbox"/> GS1 is a global organization dedicated to the design and implementation of global standards and solutions to improve the efficiency and visibility of supply and demand chains globally and across multiple sectors.
GS1 Application Identifier	<ul style="list-style-type: none"> <input type="checkbox"/> GS1 Application Identifiers are a specific set of defined identifiers used to connect physical and logical things to information or business messages related to them. This field of two or more characters at the beginning of an Element String uniquely defines format and meaning of the string.
GS1 General Specifications	<ul style="list-style-type: none"> <input type="checkbox"/> The GS1 System data and application standards related to the marking and automatic identification of trade items, locations, logistic units, assets, and more using barcode, RFID, and GS1 Identification Keys.
GS1-128 Barcode Symbology	<ul style="list-style-type: none"> <input type="checkbox"/> A subset of the more general Code 128 that is utilized exclusively for GS1 System data structures.
Header Record	<ul style="list-style-type: none"> <input type="checkbox"/> This is the first record in the Shipping Services File that identifies the mailer information and Electronic File Number (EFN).
Human-Readable Text	<ul style="list-style-type: none"> <input type="checkbox"/> The letters and numbers that represent the information encoded within a barcode.
Mailer ID Tool	<ul style="list-style-type: none"> <input type="checkbox"/> The Mailer ID tool is the application on the Business Customer Gateway used by customers to obtain MIDs for use in either Confirmation Services or eVS programs.
Mailer ID (MID)	<ul style="list-style-type: none"> <input type="checkbox"/> MID is a unique 6- or 9-digit number that identifies the mailer or the mailer's client.
Manifest	<ul style="list-style-type: none"> <input type="checkbox"/> A manifest consists of one Header Record only and one or more Detail Records.
Manifest Errors	<ul style="list-style-type: none"> <input type="checkbox"/> A manifest error occurs when a file is received with detail or header records that have incorrect rate ingredients and cannot be processed. Mailers have the ability to correct these errors for proper postage payment.

Appendix L – Terms and Definitions

Term	Definition
Manifest Warning	<ul style="list-style-type: none"> <input type="checkbox"/> A manifest warning contains a potential issue that will be reported to the mailer but does not fail the electronic file. The file does not need to be re-sent.
Master Mailer Identification (MID) Number	<ul style="list-style-type: none"> <input type="checkbox"/> The master MID is used for file transmissions from the eVS mailer and must be the MID used in the EFN submitted for all eVS files. <input type="checkbox"/> eVS requirement - Each eVS mailer must have a single master MID and may have multiple package MIDs. <input type="checkbox"/> eVS requirement - The MID is assigned for exclusive use on eVS packages and when used on packages requires payment of postage through eVS
Master Permit Imprint Account	<ul style="list-style-type: none"> <input type="checkbox"/> This number is assigned during the application process. <input type="checkbox"/> It is used to collect postage for any adjustments due to postage adjustment factors, unmanifested packages, mis-shipped packages, manifest errors or duplicate packages.
Missing Manifest	<ul style="list-style-type: none"> <input type="checkbox"/> Pieces that have been sampled for which there has not been an associated manifest file received appear on the missing manifest report and will be charged as unmanifested if no manifest files are received for these packages.
Permit Imprint Account	<ul style="list-style-type: none"> <input type="checkbox"/> The eVS applicant must establish a unique permit imprint account number used exclusively for eVS. <input type="checkbox"/> This account is used for postage payment in eVS.
Package Identification Code (PIC)	<ul style="list-style-type: none"> <input type="checkbox"/> A Package Identification Code or PIC is a unique data string that serves as a unique tracking number for a mailpiece. Each PIC will consist of an Application Identifier, service type code, data string that will vary based upon the specific data construct, and a MOD 10 check digit.
Postage Adjustment Factor (PAF)	<ul style="list-style-type: none"> <input type="checkbox"/> This factor is calculated by dividing the actual postage of pieces sampled by the recalculated manifest postage of the pieces sampled. <input type="checkbox"/> If this results in underpayment of more than 1.5%, a PAF will be due for the mail class that is
Postage Payment Extract File	<ul style="list-style-type: none"> <input type="checkbox"/> The payment extract files will contain all rate ingredients reflecting any updates or changes made by eVS along with the postage rate calculated and charged by eVS. <input type="checkbox"/> The payment life cycle in eVS typically processes the payment for all manifest data received as a one-step process. Hence, a single payment extract reflecting the payment status of 'PROCESSED' will be generated by eVS. However, in exceptional scenarios, the payment process may involve multiple or interim steps (i.e. ERROR, PENDING, CLOSED). In these exceptional scenarios, multiple payment extracts may be generated by eVS any time a change in status occurs for payment of specific detail records. <input type="checkbox"/>
Quiet Zone	<ul style="list-style-type: none"> <input type="checkbox"/> A clear space with no encoded information that precedes the Start Character of a barcode and follows the Stop Character. Formerly referred to as "Clear Area" or "Light Margin."
Rmax	<ul style="list-style-type: none"> <input type="checkbox"/> Highest reflectance value, normally the reflectance value of the lightest space within the barcode symbol, including the quiet zones.
Rmin	<ul style="list-style-type: none"> <input type="checkbox"/> Lowest reflectance value, normally the reflectance value of the darkest bar within the barcode symbol, including the quiet zones.
Rate Ingredients	<ul style="list-style-type: none"> <input type="checkbox"/> The details in the manifest file used to determine the price of the package; these ingredients include mail class/product, weight, processing category, dimensions and zones as needed by mail class/product.

Appendix L – Terms and Definitions

Term	Definition
Record	<ul style="list-style-type: none"> □ A record consists of a specific number of bytes representing data either about a specific entry facility (Header Record) or a specific parcel (Detail Record 1).
Scan Event Extract File	<ul style="list-style-type: none"> □ When mailers communicate electronically with USPS by transmitting a Shipping Services File, they can receive the scan event extract file either 16 times daily (regular schedule) or 96 times daily (premium) schedule. □ This file contains (with a few exceptions) scans that occurs on every package that the mailer included in the electronic file. □ A mailer must successfully transmit the Shipping Services File—and the Detail Records must be processed—in order for USPS to send the mailer Scan Event extracts. The exception to this rule is for eVS customers. □ eVS Requirement – As of January 16, 2011, eVS customers will now receive scan events regardless of whether the Shipping Services File was successfully transmitted.
Symbol Contrast (SC)	<ul style="list-style-type: none"> □ Difference between the highest reflectance value and the lowest reflectance value anywhere in the scan reflectance profile, including the quiet zones.
Service Type Code	<ul style="list-style-type: none"> □ Service Type Codes are designators used to represent USPS classes of mail in conjunction with the type of Extra Service(s) being requested.
Transaction ID (TID)	<ul style="list-style-type: none"> □ A unique 12-digit number that associates a Shipping Service File manifest to file transmissions. Must be included on each Postage Statement and may represent more than one manifest.
Unmanifested packages	<ul style="list-style-type: none"> □ Packages for which the USPS has scan events and no associated manifest are considered unmanifested. □ These packages are displayed in the unmanifested report and eVS mailers have the opportunity to manifest these packages.
X-dimension	<ul style="list-style-type: none"> □ The nominal width of the narrowest bar or space element within the barcode symbol is defined as the X-dimension. X-dimension is normally expressed in “mils,” corresponding to one thousand of an inch (i.e., 0.001 inch).

This Page Intentionally Left Blank

Appendix M: Abbreviations

Abbreviation	Description
ADC	Area Distribution Center
AI	Application Identifier
AIM	Automatic Identification Manufacturers
ANSI	American National Standards Institute
ASCII	American Standard Code for Information Interchange
ASF	Auxiliary Service Facility
AS2	Applicability Statement 2
BB	Bound Printed Matter
BCG	Business Customer Gateway
BL	Library Mail
BS	Media Mail
BSA	Business Services Administrator
CAPS	Centralized Account Processing System
CAT	Customer Acceptance Test
CP	Priority Mail International Parcels
CRID	Customer Registration ID
CSSC	Customized Shipping Services Contracts Number
DASF	Destination Auxiliary Service Facility
DDU	Destination Delivery Unit
DM	Domestic Free Matter for the Blind
DMM	Domestic Mail Manual
DNDC	Destination Network Distribution Center
DSCF	Destination Sectional Center Facility
DTS	Data Transfer Services
EDDM	Every Door Direct Mail
EDI	Electronic Data Interchange
EFN	Electronic File Number
eVS	Electronic Verification System
FAST	Facility Access & Shipment Tracking
FC	First-Class
FTP	File Transfer Protocol
GXG	Global Express Guaranteed
IE	Priority Mail Express International
IL	Priority Mail International Letters
IMb	Intelligent Mail barcode
IMcb	Intelligent Mail container barcode
IMpb	Intelligent Mail package barcode

Appendix M - Abbreviations

Abbreviation	Description
IP	Internet Protocol
ISO/IEC	The International Organization for Standardization and the International Electrotechnical Commission
LC	First-Class Package Service International
MID	Mailer Identification Number
MMC#	Customer Login ID
MR	Priority Mail Return Service
NCSC	National Customer Support Center
NDC	Network Distribution Center
PAF	Postage Adjustment Factor
PG	Global Express Guaranteed
PIC	Package Identification Code
PM	Priority Mail
PME	Priority Mail Express
PMEM	Priority Mail Express Manifest
PMEOD	Priority Mail Express Open and Distribute
PMOD	Priority Mail Open and Distribute
PRS	Parcel Return Service
PS	Parcel Select
PTR	Product Tracking and Reporting (<i>formerly PTS – Product Tracking System</i>)
QA	Quality Assurance
R _{max}	Reflectance Maximum
R _{min}	Reflectance Minimum
RDU	Return Delivery Unit
RNDC	Return Network Distribution Center
RP	Parcel Select Return Service
S2	USPS Marketing Mail Nonprofit
SA	USPS Marketing Mail
SC	Symbol Contrast
SFTP	Secure File Transfer Protocol
SN	Serial Number
SP	Standard Post
STC	Service Type Code
TEM	Test Environment for Mailers
TID	Transaction ID
URL	Uniform Resource Locator
USPS	United States Postal Service
USPSCA	USPS Corporate Account

Appendix N: Confirmation Services Customer Checklist

Confirmation Services Customer Checklist					
Step	Description	Action	<input type="checkbox"/>	New	Existing
1	Register for participation via the Business Customer Gateway	<input type="checkbox"/> To register for participation in confirmation services, create a user account, company profile, a list of business locations, and establish a Business Service Administrator (BSA) in the Business Customer Gateway.	<input type="checkbox"/>	<input type="checkbox"/>	N/A
1a	Create User Account and Company Profile	<input type="checkbox"/> Customers must sign up on the Business Customer Gateway at https://gateway.usps.com/eAdmin/view/sign <ul style="list-style-type: none"> o To create a user account. o To create company profile. 	<input type="checkbox"/>	<input type="checkbox"/>	N/A
1b	Create Business Locations	<input type="checkbox"/> Ensure the corporate business location for the mailing is accurately identified in the Business Customer Gateway or establish a new location as needed.	<input type="checkbox"/>	<input type="checkbox"/>	N/A
1c	Establish Business Service Administrator (BSA)	<input type="checkbox"/> The first user requesting a business location will be prompted to assume the Business Service Administrator (BSA) role. <input type="checkbox"/> The BSA approves access for multiple representatives that need access.	<input type="checkbox"/>	<input type="checkbox"/>	N/A
2	Obtain Mailer ID (MID)	<input type="checkbox"/> Obtain the MID for the corporate business location via the Business Customer Gateway. <input type="checkbox"/> Once the mailer has access to the Mailer ID System, they will select Online Enrollment to obtain a MID. Select “Confirmation Services for Package Service Products and Extra Services” as the Program Type. <input type="checkbox"/> Package Services MIDs cannot be used for letters/flats mailings, Electronic Verification System (eVS), or Parcel Return Services (PRS).	<input type="checkbox"/>	<input type="checkbox"/>	N/A
2a	Add TEM access	<input type="checkbox"/> Add TEM access to current profile by selecting “Manage Electronic Data Exchange (<i>PostalOne!</i>)” under the “Mail & Transport” heading.	<input type="checkbox"/>	<input type="checkbox"/>	<input type="checkbox"/>

Appendix N – Confirmation Services Customer Checklist

Confirmation Services Customer Checklist					
Step	Description	Action	<input type="checkbox"/>	New	Existing
3	Create Shipping Services Test File	<ul style="list-style-type: none"> <input type="checkbox"/> New Customers must use Shipping Services File Format Version 1.6 or higher (See Section 3 for more information on the Shipping Services File layout). <input type="checkbox"/> Create an electronic test file with a minimum of 10 D1 records and include in those 10 records the package identification codes (PICs), which match those from your printed labels. <input type="checkbox"/> If you will be using your own proprietary software, please use the following information within the header record of the Shipping Services file: <ul style="list-style-type: none"> <input type="checkbox"/> Developer ID Code: 850 <input type="checkbox"/> Product Version Number: 1.0. <input type="checkbox"/> If you will be using commercial software for your shipping system, the vendor will provide you the Developer ID Code and Product Version Number. 	<input type="checkbox"/>	<input type="checkbox"/>	<input type="checkbox"/>
3a	Transmit Shipping Services Test File	<ul style="list-style-type: none"> <input type="checkbox"/> Transmit test files to Product Tracking and Reporting Testing Environment for Mailers (TEM) for posting in the mailer's PTR TEM account. <input type="checkbox"/> For specific information on how to transmit the Shipping Services Test File to the TEM environment, see Section 6.3, Test Environment for Mailers (TEM) Sending/Retrieving File Instructions. 	<input type="checkbox"/>	<input type="checkbox"/>	<input type="checkbox"/>
3b	Review and Certification of Shipping Services Test File	<ul style="list-style-type: none"> <input type="checkbox"/> PTR will process this file and provide a copy of a confirmation/error/warning report that you will be able to access via your PTR TEM logon account. <input type="checkbox"/> For specific information on how to retrieve the Confirmation/Error/Warning file, see Section 6.3, Test Environment for Mailers (TEM) Sending/Retrieving File Instructions. <input type="checkbox"/> If you have any questions concerning any error or warnings that are on the confirmation/error/warning report, please contact the Confirmation Services Support Team at 877-264-9693. <input type="checkbox"/> The Confirmation Services Support Team will communicate to the customer via email when the file has passed certification. 	<input type="checkbox"/>	<input type="checkbox"/>	<input type="checkbox"/>
4	Create Shipping Services Test Labels	<ul style="list-style-type: none"> <input type="checkbox"/> Section 4 provides more information on the label requirements. <input type="checkbox"/> Customers must print 10 test labels for each printer. Vendor must print 100 test labels for each printer. <input type="checkbox"/> The PICs must contain your MID. <input type="checkbox"/> The PICs for the test label must be unique. <input type="checkbox"/> The printed barcoded labels must match the PICs in the file. 	<input type="checkbox"/>	<input type="checkbox"/>	<input type="checkbox"/>
4a	Complete the PS Form 5052, Confirmation Services Printer Verification	<ul style="list-style-type: none"> <input type="checkbox"/> Complete PS Form 5052, Confirmation Services Printer Verification. 	<input type="checkbox"/>	<input type="checkbox"/>	<input type="checkbox"/>

Appendix N – Confirmation Services Customer Checklist

Confirmation Services Customer Checklist					
Step	Description	Action	<input type="checkbox"/>	New	Existing
4b	Send Shipping Services Test Labels	<ul style="list-style-type: none"> <input type="checkbox"/> Include PS Form 5052 with the label submission. <input type="checkbox"/> Hard copy labels must be mailed to the following address: ATTN: CONFIRMATION SERVICES SUPPORT NATIONAL CUSTOMER SUPPORT CENTER UNITED STATES POSTAL SERVICE 225 N HUMPHREYS BLVD STE 501 MEMPHIS TN 38188-1001 	<input type="checkbox"/>	<input type="checkbox"/>	<input type="checkbox"/>
4c	Review and Certification of Test Shipping Services Labels	<ul style="list-style-type: none"> <input type="checkbox"/> The Confirmation Services Support Team will review the labels to determine if the labels are in compliance. <input type="checkbox"/> The Confirmation Services Support Team will provide feedback on the label certification to the customer via email. The email will communicate any issues or concerns with the labels. <input type="checkbox"/> The email will be sent to the Primary Point of Contact and the Technical Point of Contact. <input type="checkbox"/> If you have any questions concerning the issues with your labels, please contact the Confirmation Services Support Team at 877-264-9693. <input type="checkbox"/> The Confirmation Services Support Team will communicate to the customer via email when the labels have passed certification. 	<input type="checkbox"/>	<input type="checkbox"/>	<input type="checkbox"/>
4d	Receive authorization to mail	<ul style="list-style-type: none"> <input type="checkbox"/> After successfully completing certification, the Confirmation Services Support Team will notify you of authorization to mail for the mail classes that were requested and tested. <input type="checkbox"/> You will also receive PS Form 3152, Confirmation Services Certification, and an acceptance letter from U.S. Postal Service. <input type="checkbox"/> If requested, you will need to present a copy of this form to your local Postal Service facility as proof that you are eligible for mailing at the electronic price. 	<input type="checkbox"/>	<input type="checkbox"/>	<input type="checkbox"/>

This Page Intentionally Left Blank

Appendix O: Electronic Verification System (eVS) Customer Checklist

Electronic Verification System (eVS) Customer Checklist					
Step	Description	Action	<input type="checkbox"/>	New	Existing
1	Register for participation via the Business Customer Gateway	<input type="checkbox"/> To register for participation in confirmation services, create a user account, company profile, a list of business locations, and establish a Business Service Administrator (BSA) in the Business Customer Gateway.	<input type="checkbox"/>	<input type="checkbox"/>	N/A
1a	Create User Account and Company Profile	<input type="checkbox"/> Customers must sign-up on the Business Customer Gateway at https://gateway.usps.com/eAdmin/view/sign <ul style="list-style-type: none"> <input type="checkbox"/> To create a user account. <input type="checkbox"/> To create company profile. 	<input type="checkbox"/>	<input type="checkbox"/>	N/A
1b	Create Business Locations	<input type="checkbox"/> Ensure the corporate business location for the eVS mailing is accurate in the Business Customer Gateway or establish a new location as needed.	<input type="checkbox"/>	<input type="checkbox"/>	N/A
1c	Add PostalOne! Access	<input type="checkbox"/> Add PostalOne! access to current profile by selecting "Manage Mailing Activity" from the Request Access" link.	<input type="checkbox"/>	<input type="checkbox"/>	N/A
1d	Add eVS profile	<input type="checkbox"/> Add eVS to current profile by selecting "Manage Electronic Verification Activity (eVS)" under the "Track & Report" heading.	<input type="checkbox"/>	<input type="checkbox"/>	N/A
1e	Add TEM access	<input type="checkbox"/> Add TEM access to current profile by selecting "Manage Electronic Data Exchange (PostalOne!)" under the "Mail & Transport" heading.	<input type="checkbox"/>	<input type="checkbox"/>	<input type="checkbox"/>
1f	Establish Business Service Administrator (BSA)	<input type="checkbox"/> The first user requesting eVS for a business location will be prompted to assume the Business Service Administrator (BSA) role for eVS. <input type="checkbox"/> The BSA approves access for multiple representatives that need access to eVS.	<input type="checkbox"/>	<input type="checkbox"/>	N/A
2	Obtain Mailer Account Numbers	<input type="checkbox"/> To participate in eVS, an applicant must first establish a new permit imprint account or use an existing permit imprint account, and obtain a master MID.	<input type="checkbox"/>	<input type="checkbox"/>	N/A
2a	Obtain Permit Account	<input type="checkbox"/> The eVS applicant must establish a unique permit imprint account number used exclusively for eVS. <input type="checkbox"/> If there is a permit number already being used and all mailings will convert to eVS, the permit may be able to migrate to eVS. <input type="checkbox"/> To apply for the new permit account number, Use PS Form 3615, <i>Mailing Permit Application and Customer Profile</i> submitted with application. <input type="checkbox"/> No two eVS mailers may use the same permit imprint number.	<input type="checkbox"/>	<input type="checkbox"/>	N/A
2a-1	Link Permit Account	<input type="checkbox"/> Link the permit to the eVS company profile in the Business Customer Gateway.	<input type="checkbox"/>	<input type="checkbox"/>	N/A

Electronic Verification System (eVS) Customer Checklist					
Step	Description	Action	<input type="checkbox"/>	New	Existing
2a-2	Application Fee	<ul style="list-style-type: none"> <input type="checkbox"/> Application fee applicable if new permit is opened. <input type="checkbox"/> The mailer will be charged the application fee as an adjustment after new permit(s) for eVS are established. 	<input type="checkbox"/>	<input type="checkbox"/>	N/A
2a-3	Annual mailing fees	<ul style="list-style-type: none"> <input type="checkbox"/> Pay annual mailing fees (separate fees for Presorted USPS Ground Advantage (formerly First-Class Package Service), Standard Mail, Parcel Select [destination entry], Presorted Media Mail, Presorted Library Mail, Bound Printed Matter [destination entry]). <input type="checkbox"/> Existing Customer may have additional fees depending on what mail class is being added to the certification. 	<input type="checkbox"/>	<input type="checkbox"/>	<input type="checkbox"/>
2b	Establish Postage Payment Account – Centralized Account Processing System (CAPS) Account	<ul style="list-style-type: none"> <input type="checkbox"/> The mailer must have or establish a <i>PostalOne!</i> postage payment debit account. <input type="checkbox"/> This account is for automatic funds withdrawal each time a postage statement is generated by eVS from the eVS mailer’s transmitted manifest files. <input type="checkbox"/> The permit account number registered in eVS is linked to the postage payment account in <i>PostalOne!</i> to enable the withdrawal of funds. <input type="checkbox"/> A current CAPS debit account may be used. <input type="checkbox"/> The following forms must be used to open account as needed: <ul style="list-style-type: none"> <input type="checkbox"/> PS Form 6001, <i>CAPS Account Application</i> — Application for establishing a new national CAPS account. <input type="checkbox"/> PS Form 6002, <i>Accounts and Services to be Paid Through CAPS</i> — Form for listing the local account numbers the customer wants to link to the CAPS account. <input type="checkbox"/> PS Form 6003, <i>CAPS Electronic Funds Transfer Authorization Agreement</i> — Form for authorizing the Postal Service to debit the customer’s bank account. <input type="checkbox"/> Link accounts to eVS Washington DC 20260. 	<input type="checkbox"/>	<input type="checkbox"/>	N/A

Electronic Verification System (eVS) Customer Checklist					
Step	Description	Action	<input type="checkbox"/>	New	Existing
2c	Obtain Mailer ID (MID)	<ul style="list-style-type: none"> <input type="checkbox"/> The eVS applicant must have or obtain a unique master MID from the Postal Service for all manifest file transmissions and, if desired, obtain additional MIDs for parcel records in the manifest files. <input type="checkbox"/> Obtain the MID for the corporate business location via the Business Customer Gateway. <input type="checkbox"/> Once the mailer has access to the Mailer ID System, they will select the "Mailer ID" link to obtain a MID. Select "Electronic Verification System (eVS) for Package Products" as the Program Type. <input type="checkbox"/> If multiple MIDs are requested, the eVS application must indicate all MIDs and designate the master MID. <input type="checkbox"/> An eVS MID may not be used for non-eVS mail. 	<input type="checkbox"/>	<input type="checkbox"/>	N/A
3	Complete and Submit the eVS manifest mailing system application	<ul style="list-style-type: none"> <input type="checkbox"/> Complete and submit the comprehensive Electronic Verification System Application. <input type="checkbox"/> Electronic Verification System Application can be mailed to the following address: ATTN: EVS HELP DESK NATIONAL CUSTOMER SUPPORT CENTER UNITED STATES POSTAL SERVICE 225 N HUMPHREYS BLVD STE 501 MEMPHIS TN 38188-1001 <input type="checkbox"/> Electronic Verification System Application can be emailed to the following address: dconfirm@usps.gov <input type="checkbox"/> Electronic Verification System Application can be faxed to the following fax number: 901-821-6244 	<input type="checkbox"/>	<input type="checkbox"/>	<input type="checkbox"/>
4	Create Shipping Services Test File	<ul style="list-style-type: none"> <input type="checkbox"/> New Customers must use Shipping Services File Format Version 1.6 or higher (See Section 3 for more information on the Shipping Services File layout). <input type="checkbox"/> Based on your application, the eVS Helpdesk will notify you of the requirements for the test file. <input type="checkbox"/> Create an electronic test file based on test file requirements provided by the eVS Helpdesk. <input type="checkbox"/> The test file must contain the PICs, which match those from your printed labels. (See Step 7). 	<input type="checkbox"/>	<input type="checkbox"/>	<input type="checkbox"/>

Electronic Verification System (eVS) Customer Checklist					
Step	Description	Action	<input type="checkbox"/>	New	Existing
4a	Transmit Shipping Services Test File	<ul style="list-style-type: none"> <input type="checkbox"/> IMPORTANT: Mailers may not submit test files for certification if they have not completed registration in the Business Customer Gateway and successfully linked their eVS permit to their eVS profile. <input type="checkbox"/> Transmit test files to the Confirmation Services Support Team at the National Customer Support Center (NCSC) for review. <input type="checkbox"/> Transmit test files to Product Tracking and Reporting (PTR) Testing Environment for Mailers (TEM), which will then transmit the file to the <i>PostalOne!</i> Testing Environment for Mailers (TEM) server for posting in the mailer's eVS TEM account. <input type="checkbox"/> For specific information on how to transmit the Shipping Services Test File to the TEM environment, see Section 6.3, Test Environment for Mailers (TEM) Sending/Retrieving File Instructions. 	<input type="checkbox"/>	<input type="checkbox"/>	<input type="checkbox"/>
4b	Review and Certification of Shipping Services Test File	<ul style="list-style-type: none"> <input type="checkbox"/> This process will test your file content for compliance with PTR and eVS <i>PostalOne!</i> <input type="checkbox"/> PTR TEM will process this file and provide a copy of a confirmation/error/warning report that you will be able to access via your PTR TEM logon account see Section 6.3, Test Environment for Mailers (TEM) Sending/Retrieving File Instructions. <input type="checkbox"/> eVS TEM will process this file and provide a copy of an error/warning report that you will be able to access via your PTR TEM logon account, see Section 6.3.2, Accessing eVS TEM. <input type="checkbox"/> If you have any questions concerning any error or warnings that are on the error/warning report, please contact the Confirmation Services Support Team at 877-264-9693. <input type="checkbox"/> The Confirmation Services Support Team will communicate to the customer via email when the file has passed certification. 	<input type="checkbox"/>	<input type="checkbox"/>	<input type="checkbox"/>
5	Create Shipping Services Test Labels	<ul style="list-style-type: none"> <input type="checkbox"/> Based on your application, the eVS Helpdesk will notify you of the requirements for your test labels. This document will indicate the number of labels and type of labels. As a rule, you need to generate at least one label for each mail class and extra services combination you plan to use. (See Section 4, for more information on the label requirements.) <input type="checkbox"/> The label PICs created in this step must be contained in your shipping test file. (See Step 6) <input type="checkbox"/> The PICs must contain your MID. <input type="checkbox"/> The PICs for the test label must be unique. <input type="checkbox"/> The printed barcoded labels must match the PICs in the file. 	<input type="checkbox"/>	<input type="checkbox"/>	<input type="checkbox"/>

Electronic Verification System (eVS) Customer Checklist					
Step	Description	Action	<input type="checkbox"/>	New	Existing
5a	Complete the PS Form 5052, Confirmation Services	<input type="checkbox"/> Complete PS Form 5052, <i>Confirmation Services Printer Verification</i> .	<input type="checkbox"/>	<input type="checkbox"/>	<input type="checkbox"/>
5b	Send Shipping Services Test Labels	<input type="checkbox"/> Include PS Form 5052 with the label submission. <input type="checkbox"/> Hard copy labels must be mailed to the following address: ATTN: EVS HELP DESK NATIONAL CUSTOMER SUPPORT CENTER UNITED STATES POSTAL SERVICE 225 N HUMPHREYS BLVD STE 501 MEMPHIS TN 38188-1001	<input type="checkbox"/>	<input type="checkbox"/>	<input type="checkbox"/>
5c	Review and Certification of Shipping Labels (if applicable)	<input type="checkbox"/> The Confirmation Services Support Team will review the labels to determine if the labels are in compliance. <input type="checkbox"/> The Confirmation Services Support Team will provide feedback on the label certification to the customer via email. The email will communicate any issues or concerns with the labels. <input type="checkbox"/> The email will be sent to the Primary Point of Contact and the Technical Point of Contact. <input type="checkbox"/> If you have any questions concerning the issues with your labels, please contact the Confirmation Services Support Team at 877-264-9693. <input type="checkbox"/> The Confirmation Services Support Team will communicate to the customer via email when the labels have passed certification.	<input type="checkbox"/>	<input type="checkbox"/>	<input type="checkbox"/>
5d	Receive authorization to mail	<input type="checkbox"/> After successfully completing certification, the Confirmation Services Support Team will notify you of authorization to mail eVS for the mail classes that were requested and tested.	<input type="checkbox"/>	<input type="checkbox"/>	<input type="checkbox"/>
6	Parallel Test - Optional	<input type="checkbox"/> USPS recommends that a mailer converting to eVS from an existing USPS manifest mailing system complete a parallel testing process. This allows the mailer an opportunity to pilot their eVS implementation, measure the impact of potential adjustments and work through start up issues without being billed through eVS for payment or adjustments. A parallel testing mailer will create eVS mailings and submit eVS files while continuing to present hard copy postage statements and manifests for payment through the local permits at existing manifest mailing locations. <input type="checkbox"/> Mailers who choose not to complete a parallel test are subject to all eVS postage adjustments due after start up.	<input type="checkbox"/>	<input type="checkbox"/>	N/A

Appendix P: Parcel Return Service (PRS) Customer Checklist

Parcel Return Service (PRS) Customer Checklist			
Step	Description	Action	<input type="checkbox"/>
1	Register for participation via the Business Customer Gateway	<input type="checkbox"/> To register for participation in PRS, the applicant must create a user account, company profile, a list of business locations, add eVS profile and establish a Business Service Administrator (BSA).	<input type="checkbox"/>
1a	Create User Account and Company Profile	<input type="checkbox"/> Customers must sign-up on the Business Customer Gateway at https://gateway.usps.com/eAdmin/view/sign <ul style="list-style-type: none"> o To create a user account. o To create company profile. 	<input type="checkbox"/>
1b	Create Business locations	<input type="checkbox"/> Ensure the corporate business location for the PRS mailing is accurately identified in the Business Customer Gateway or establish a new location as needed.	<input type="checkbox"/>
1c	Add PRS profile	<input type="checkbox"/> Add PRS to current profile by selecting “Manage Electronic Return Activity (PRS)” under the “Track & Report” heading.	<input type="checkbox"/>
1d	Add TEM access	<input type="checkbox"/> Add TEM access to current profile by selecting “Manage Electronic Data Exchange (<i>PostalOne!</i>)” under the “Mail & Transport” heading.	<input type="checkbox"/>
1e	Establish Business Service Administrator (BSA)	<input type="checkbox"/> The first user requesting PRS for a business location will be prompted to assume the Business Service Administrator (BSA) role for PRS. <input type="checkbox"/> The BSA approves access for multiple representatives that need access to PRS.	<input type="checkbox"/>
2	Obtain Mailer Account Numbers	<input type="checkbox"/> To participate in PRS, an approved applicant must first establish a new PRS permit imprint account and obtain a master MID.	<input type="checkbox"/>
2a	Obtain Permit Account	<input type="checkbox"/> The PRS applicant must establish a unique PRS permit account number used exclusively for PRS. <input type="checkbox"/> To apply for the new PRS permit account number, Use PS Form 3615, Mailing Permit Application and Customer Profile submitted with application. <input type="checkbox"/> No two PRS mailers may use the same PRS permit account number.	<input type="checkbox"/>
2a-1	Link Permit Account	<input type="checkbox"/> Link the permit to the PRS company profile in the Business Customer Gateway.	<input type="checkbox"/>

Parcel Return Service (PRS) Customer Checklist			
Step	Description	Action	<input type="checkbox"/>
2b	Establish Postage Payment Account – Centralized Account Processing System (CAPS) Account	<ul style="list-style-type: none"> <input type="checkbox"/> The mailer must have or establish a <i>PostalOne!</i> Postage payment debit account. <input type="checkbox"/> This account is used for automatic funds withdrawal each time a postage statement is generated by PRS from the PRS mailer's transmitted manifest files. <input type="checkbox"/> The permit account number registered in PRS is linked to the postage payment account in <i>PostalOne!</i> to handle the funds withdrawal. <input type="checkbox"/> A current CAPS debit account may be used. The following forms must be used to open account as needed: <ul style="list-style-type: none"> <input type="checkbox"/> PS Form 6001, <i>CAPS Account Application</i> — Application for establishing a new national CAPS account. <input type="checkbox"/> PS Form 6002, <i>Accounts and Services to be Paid Through CAPS</i> — Form for listing the local account numbers the customer wants to link to the CAPS account. <input type="checkbox"/> PS Form 6003, <i>CAPS Electronic Funds Transfer Authorization Agreement</i> — Form for authorizing the Postal Service to debit the customer's bank account. <input type="checkbox"/> Link accounts to eVS Washington DC 20260. 	<input type="checkbox"/>
2c	Obtain Mailer ID (MID)	<ul style="list-style-type: none"> <input type="checkbox"/> The PRS applicant must have or obtain a unique master MID from the Postal Service for all manifest file transmissions and, if desired, obtain additional MIDs for parcel records in the manifest files. <input type="checkbox"/> Obtain the MID for the corporate business location via the Business Customer Gateway. <input type="checkbox"/> Once the mailer has access to the Mailer ID System, they will select the "Mailer ID" link to obtain a MID. Select "Electronic Verification System (eVS) for Package Products" as the Program Type. <input type="checkbox"/> If multiple MIDs are requested, the PRS application must indicate all MIDs and designate the master MID. <input type="checkbox"/> A PRS MID may not be used for non-PRS mail. 	<input type="checkbox"/>
3	Submit PRS Letter	<ul style="list-style-type: none"> <input type="checkbox"/> Submit PRS letter which needs to contain all required information as stated in DMM Section 505.5, Parcel Return Services, to the following email address: eVS@usps.gov 	<input type="checkbox"/>
4	Create Shipping Services Test File	<ul style="list-style-type: none"> <input type="checkbox"/> New Customers must use Shipping Services File Format Version 1.6 or higher (See Section 3 for more information on the Shipping Services File layout). <input type="checkbox"/> Based on your application, the eVS Helpdesk will notify you of the requirements for the test file. <input type="checkbox"/> Create an electronic test file based on test file requirements provided by the eVS Helpdesk. <input type="checkbox"/> The PICs in the electronic test file must match those on your printed labels. (See Step 7) 	<input type="checkbox"/>

Parcel Return Service (PRS) Customer Checklist			
Step	Description	Action	<input type="checkbox"/>
4a	Transmit Shipping Services Test File	<ul style="list-style-type: none"> <input type="checkbox"/> IMPORTANT: Mailers may not submit test files for certification if they have not completed registration in the Business Customer Gateway and successfully linked their PRS permit to their PRS profile. <input type="checkbox"/> Transmit test files to the Confirmation Services Support Team at the National Customer Support Center (NCSC) for review. <input type="checkbox"/> Transmit test files to Product Tracking Reporting (PTR) Testing Environment for Mailers (TEM), which will then transmit the file to the PostalOne! Testing Environment for Mailers (TEM) server for posting in the mailer's eVS TEM account. <input type="checkbox"/> For specific information on how to transmit the Shipping Services Test File to the TEM environment, see Section 6.3, Test Environment for Mailers (TEM) Sending/Retrieving File Instructions. 	<input type="checkbox"/>
4b	Review and Certification of Shipping Services Test File	<ul style="list-style-type: none"> <input type="checkbox"/> This process will test your file content for compliance with PTR and eVS <i>PostalOne!</i> <input type="checkbox"/> PTR TEM will process this file and provide a copy of a confirmation/error/warning report that you will be able to access via your PTR TEM logon account see Section 6.3, Test Environment for Mailers (TEM) Sending/Retrieving File Instructions. <input type="checkbox"/> eVS TEM will process this file and provide a copy of an error/warning report that you will be able to access via your PTR TEM logon account, see Section 6.3.2, Accessing eVS TEM. In addition, the Confirmation Services Support Team may provide additional feedback to the customer via email. <input type="checkbox"/> The email will be sent to the Primary Point of Contact and the Technical Point of Contact. <input type="checkbox"/> If you have any questions concerning any error or warnings that are on the error/warning report, please contact the Confirmation Services Support Team at 877-264-9693. <input type="checkbox"/> The Confirmation Services Support Team will communicate to the customer via email when the file has passed certification. 	<input type="checkbox"/>
5	Create Shipping Services Test Labels	<ul style="list-style-type: none"> <input type="checkbox"/> Based on your application, the eVS Helpdesk will notify you of the requirements for your test labels. (See Section 4 for more information on the label requirements.) <input type="checkbox"/> The label PICs created in this step must be contained in your shipping test file. (See Step 6) <input type="checkbox"/> The PICs must contain your MID. <input type="checkbox"/> The PICs for the test label must be unique. <input type="checkbox"/> The printed barcoded labels must match the PICs in the file. 	<input type="checkbox"/>
5a	Complete the PS Form 5052, Confirmation Services Printer Verification	<ul style="list-style-type: none"> <input type="checkbox"/> Complete PS Form 5052, Confirmation Services Printer Verification. 	<input type="checkbox"/>
5b	Send Shipping Services Test Labels	<ul style="list-style-type: none"> <input type="checkbox"/> Include PS Form 5052 with the label submission. <input type="checkbox"/> Hard copy labels must be mailed to the following address: ATTN: eVS HELP DESK NATIONAL CUSTOMER SUPPORT CENTER UNITED STATES POSTAL SERVICE 225 N HUMPHREYS BLVD STE 501 MEMPHIS TN 38188-1001 	<input type="checkbox"/>

Appendix P: Parcel Return Service (PRS) Customer Checklist

Parcel Return Service (PRS) Customer Checklist			
Step	Description	Action	<input type="checkbox"/>
5c	Review and Certification of Shipping Labels (if applicable)	<ul style="list-style-type: none"> <input type="checkbox"/> The Confirmation Services Support Team will review the labels to determine if the labels are in compliance. <input type="checkbox"/> The Confirmation Services Support Team will provide feedback on the label certification to the customer via email. The email will communicate any issues or concerns with the labels. <input type="checkbox"/> The email will be sent to the Primary Point of Contact and the Technical Point of Contact. <input type="checkbox"/> If you have any questions concerning the issues with your labels, please contact the Confirmation Services Support Team at 877-264-9693. <input type="checkbox"/> The Confirmation Services Support Team will communicate to the customer via email when the labels have passed certification. 	<input type="checkbox"/>
5d	Receive authorization to mail	<ul style="list-style-type: none"> <input type="checkbox"/> After successfully completing certification, the Confirmation Services Support Team will notify you of authorization to mail PRS. 	<input type="checkbox"/>
6	Review, Sign and Submit Service Agreement	<ul style="list-style-type: none"> <input type="checkbox"/> After meeting all requirements to participate in PRS, the PRS mailer will be provided an agreement to mail through PRS. <input type="checkbox"/> The agreement contains the terms and conditions for picking-up mail and manifesting PRS parcels to the Postal Service. <input type="checkbox"/> Review, sign and mail the Service Agreement to the following Address: MANAGER, BUSINESS MAILER SUPPORT UNITED STATES POSTAL SERVICE 475 L'ENFANT PLAZA SW RM 3676 WASHINGTON DC 20260-3676 	<input type="checkbox"/>

Appendix Q: Publication Change Notes

Date: 1/19/2024

- 1) Updated references from eVS to Electronic Payment Systems
- 2) Section 1.2.1.1 - Updated IMPB Non-Compliance Barcode Quality (BQ) Metrics to include fifteen new measurements
- 3) Section 8.16.3 - Updated Service Type Code 383 for HAZMAT, removed Parcel Select Lightweight STCs
- 4) Appendix I - Retired Parcel Select Lightweight STCs, removed references to previous releases

Date: 10/10/2023

- 1) Corrected Cubic Pricing information in Section 8.3
- 2) Removed PRS STCs (NSA Only) in Appendix I
- 3) Updated IMPB Non-Compliance Barcode Quality (BQ) Metrics to include four new measurements in Section 1.2.1.1
- 4) Added Federal Register Notice on IMPB Non Compliance for Barcode Quality in Section 1.2
- 5) Added effective date when IMmb is required – January 21, 2024

Date: 07/07/2023

- 1) Removed references to USPS Retail Ground.
- 2) Updated references to USPS Ground Advantage (formerly First-Class Package Service)
- 3) Updated IMPB Non Compliance Barcode Metrics to include two new measurements.

Date: 06/05/2023 (draft v27)

- 1) Changed Publication title to Publication 199: Intelligent Mail Package Barcode (IMpb) Implementation Guide for Confirmation Services and Electronic Payment Systems
- 2) Updated HAZMAT Extra Service Code descriptions
- 3) Updated Service Type Code heading and contents
- 4) Modified references to USPS Ship from Package Platform Concept

Date: 04/18/2023

- 1) Section 8.16 Updated Service Type Codes for HAZMAT, corrected reference to IMmb Intelligent Mail Matrix Barcode
- 2) Appendix B Updated Shipping Services File Layout v1.7 to add new G1/G2 records
- 3) Appendix C Updated Shipping Services File Layout v2.0 to add new G1/G2 records
- 4) Appendix I Updated Service Type Codes for HAZMAT
- 5) Removed all references to SMS Carrier

Date: 02/15/2023

- 1) Section 1 Added New IMPB Non Compliance BQ Metric for Retired STC Use
- 2) Appendix A-C Shipping Services Record Layouts: Added Electronic Payment Systems (20) as Payment Method
- 3) Appendix G Added Event 75 to Domestic Scan Event List
- 4) Appendix I Removed Returns with Sig Con Service Type Codes (820-828)

Appendix Q: Publication Change Notes

- 5) Appendix J Added Returns Processing Facility (RPF)
- 6) Appendix J Repurposed Extra Service Code 415 for USPS Label Delivery

Date: 12/16/2022

- 1) Section 8.17 Added for Hazardous Materials
- 2) Exhibit 29 Added for sample HAZMAT shipping label
- 3) Appendix D Removed information for Shipping Partner Files v2.0 and v3.0
- 4) Appendix I Add HAZMAT Service Type Codes, Matter for the Blind Returns (526)
- 5) Appendix J Add HAZMAT Extra Service Codes 810 – 832, Removed Special Handling from ESC Descriptions, removed Scan Based Payment (450) Extra Service Code

Date: 7/26/2022

- 1) Appendix G-4 – Corrected description for scan event 86

Date: 7/14/2022

- 1) Section 2.4 - Added Package Platform Concept (PPC) information
- 2) Section 7.2 – Updated the list of correctable fields in a Shipping Services File.
- 3) Section 8.5.1 - Updated included insurance information for Priority Mail Outbound and Returns (changing July 10, 2022)
- 4) Section 8.12 – Removed Merchandise Return Service (MRS) - Retired
- 5) Section 8.16 - Updated list of available products for Tracking Plus – Library Mail, Media Mail®, Bound Printed Matter, First-Class Mail® (Letters and Flats), USPS Marketing Mail® Parcels and Nonprofit Parcels, Priority Mail Express International, Priority Mail International, First-Class Package International Service
- 6) Appendix B – Shipping Services File 1.7 – Updated to include Supplemental Address Information
- 7) Appendix C – Shipping Services File 2.0 – Updated to include Supplemental Address Information
- 8) Appendix D – Shipping Partner Event File 5.0 – Updated to include Supplemental Address Information and Foreign Postal Code
- 9) Appendix E-3 - Updated CEW Messages table to remove temporary column for 4/24/2021 changes, updated and new messages for 4/3/2022 for Dimensions and Non Standard Extra Service Codes
- 10) Appendix G-4 – Updated Scan Event Listing
- 11) Appendix H – Minor corrections to Update eVS Reconciliation Records (DP,PS), removed references to 'CAPS' for Transaction ID/Transaction Status Codes
- 12) Appendix I: Intelligent Mail Package Barcode Service Type Codes – Remove retired STCs, add new/updated STCs
- 13) Appendix J Table 5 – Destination Rate Indicator – Added H for Destination Service Hub (DSH)
- 14) Appendix J Table 7 - Added USPS Returns (452) and Non-Standard Fees (881,882,883), removed Return Service (455), retired Special Handling Fragile (852)
- 15) Appendix J Table 8 - Corrected mail class code for Global Express Guarantee to 'PG'
- 16) Appendix J Table 11 – Added Rate Indicators OT, SN,SR, Q6-Q0. Updated description for Rate Indicators OS, P5-P9

Date: 01/05/2021

- 1) Appendix E-3 – Updated CEW table to correct new message effective date to 4/24/2021.

Date:12/31/2020

- 1) Appendix B – Shipping Services File 1.7 – Updated Content Rules and Limitations for various fields to provide additional information relevant to Export Compliance for International Items
- 2) Appendix C – Shipping Services File 2.0 – Updated Content Rules and Limitations for various fields to provide additional information relevant to Export Compliance for International Items
- 3) Appendix E-3 - Updated CEW Table for New Messages to support Export Compliance for International Items
- 4) Appendix I: Intelligent Mail Package Barcode Service Type Codes – Updated list of service type codes

Appendix Q: Publication Change Notes

- 5) Appendix J Table 7 Extra Service Codes – Updated extra service codes for USPS Tracking Plus™
- 6) Section 1.2.1 - Updated IMPB Non-Compliance Fee to reflect increase from .20 to .25
- 7) Section 8.9 - Remove Return Receipt for Merchandise information
- 8) Section 8.16 – Updated to reflect name change from Premium Data Retention and Retrieval to USPS Tracking Plus™

Date 01/26/2020

1. Added Section 8.16.1 Premium Data Retention and Retrieval Service
2. Added Section 8.16.2 General Information
 - a. Added “Premium Data Retention and Retrieval service allows customers to retain scan data, or scan and signature data, beyond the Postal Service’s standard data retention period, for an additional 6 months up to 10 years for a small fee. Premium Data Retention and Retrieval service is available for packages shipped via Priority Mail Express, Priority Mail, First-Class Package Service, Parcel Select, and packages with Adult Signature Services. For Scan and Signature Retention on products other than Priority Mail Express, the customer must have purchased an underlying signature service, such as Signature Confirmation service (see [Notice 123–Price List](#)). Customers can request Premium Data Retention and Retrieval service online at usps.com or through a Shipping Services File. USPS Premium Tracking provides options to extend access to the tracking history for anywhere Shipping Service File Specifications.
3. Added Section 8.16.3 Shipping Services File Specifications
 - a. Mailers providing a shipping services file must include the appropriate Premium Data Retention and Retrieval Service three digit Extra Service Code (Refer to Appendix J, Table 7-1 for the complete list of 3-digit Extra Services Codes) and Extra Service Fee for domestic shipments. Mailer must populate shipping services file version 1.6 and 1.7, Detail Record 1 (D1)-Record Positions 399-443 (if applicable). Mailers must populate shipping services file version 2.0, Detail Record 1 (D1)-Record Position 44-5, if applicable)
4. Added Section 8.16.4 Prices
 - a. Eligible parcels are subject to the Premium Tracking and Data Retention fee (see [Notice 123—Price List](#))
5. Updated Appendix J-Table 7-Table 7 - Extra Service Codes, Three-Digit Extra Services Codes – IMpb COMM 505
 - a. Added” New Extra Service Codes 480, 481,482,483,484,485,486, 487, 488, 489 for Premium Data Retention and Retrieval Service

Date: 10/07/2019

1. Updated Section 3.1.1 Things to Know about the Shipping Services File
 - a. Added Line Item 9 - “Electronic Signature Online™ (eSOL) service allows customers to use a previously provided electronic signature to allow delivery of items for which the sender chose Priority Mail Express®, Signature Confirmation™, or Insurance over \$500. These services until now have required a signature at the time of delivery. With eSOL, the Informed Delivery account holder for the delivery address can opt to use the previously provided electronic signature, using their Informed Delivery® Packages Dashboard. By default, certain packages are automatically opted in and eligible for eSOL. Mailers requiring a physical signature, at the time of delivery, rather than accepting a previously provided electronic signature, can opt out of Electronic Signature Online (eSOL). To opt out, mailers must populate a value code of ‘3’ in the Waiver of Signature/Carrier Release/Merchant Override/Customer Delivery Preference field (see Section 8.15.2) in the Shipping Services File.”
2. Updated Section 8.5.1-Insurance General Information
 - a. Added new paragraph – “Electronic Signature Online™ (eSOL) service allows customers to use a previously provided electronic signature to allow delivery of items for which the sender chose Priority Mail Express®, Signature Confirmation™, or Insurance over \$500. These services until now have required a signature at the time of delivery. With eSOL, the Informed Delivery account holder for the delivery address can opt to use the previously provided electronic signature, using their Informed Delivery® Packages Dashboard. By default, certain packages are automatically opted in and eligible for eSOL. Mailers requiring a physical signature, at the time of delivery, rather than accepting a previously provided electronic signature, can opt out of Electronic Signature Online (eSOL). To opt out, mailers must populate a value code of ‘3’ in the Waiver of Signature/Carrier Release/Merchant Override/Customer Delivery Preference field (see Section 8.15.2) in the Shipping Services File.
3. Updated Section 8.10.1-Signature General Information

Appendix Q: Publication Change Notes

- a. Added new paragraph – “Electronic Signature Online™ (eSOL) service allows customers to use a previously provided electronic signature to allow delivery of items for which the sender chose Priority Mail Express®, Signature Confirmation™, or Insurance over \$500. These services until now have required a signature at the time of delivery. With eSOL, the Informed Delivery account holder for the delivery address can opt to use the previously provided electronic signature, using their Informed Delivery® Packages Dashboard. By default, certain packages are automatically opted in and eligible for eSOL. Mailers requiring a physical signature, at the time of delivery, rather than accepting a previously provided electronic signature, can opt out of Electronic Signature Online (eSOL). To opt out, mailers must populate a value code of ‘3’ in the Waiver of Signature/Carrier Release/Merchant Override/Customer Delivery Preference field (see Section 8.15.2) in the Shipping Services File.”
4. Updated Section 8.15.1 Merchant Override General Information
 - a. Updated paragraph to read – “Electronic Signature Online™ (eSOL) service allows customers to use a previously provided electronic signature to allow delivery of items for which the sender chose Priority Mail Express®, Signature Confirmation™, or Insurance over \$500. These services until now have required a signature at the time of delivery. With eSOL, the Informed Delivery account holder for the delivery address can opt to use the previously provided electronic signature, using their Informed Delivery® Packages Dashboard. By default, certain packages are automatically opted in and eligible for eSOL. Mailers requiring a physical signature, at the time of delivery, rather than accepting a previously provided electronic signature, can opt out of Electronic Signature Online (eSOL). To opt out, mailers must populate a value code of ‘3’ in the Waiver of Signature/Carrier Release/Merchant Override/Customer Delivery Preference field (see Section 8.15.2) in the Shipping Services File.”
5. Updated Section 8.15.2 Merchant Override Shipping Services File Specification Information
 - a. Updated paragraph to read – “Mailers requiring a physical signature, at the time of delivery, rather than accepting a previously provided electronic signature, can opt out of Electronic Signature Online (eSOL). To opt out, mailers must populate a value code of ‘3’ in the Waiver of Signature/Carrier Release/Merchant Override/Customer Delivery Preference field (see Section 8.15.2) in the Shipping Services File.”
 - b. Added Exhibits 28, 29 and 30- Version 1.6, 1.7 and 2.0 Detailed Record 1 Required Fields to identify Merchant Override USPS Electronic Signature Online
6. Revised Appendix A Shipping Services File v1.6
 - a. Revised Content Rules and Limitations Section
 - i. Merchant Override USPS Electronic Signature Online (eSOL)
7. Revised Appendix B Shipping Services File v1.7
 - a. Revised Content Rules and Limitations Section
 - i. Merchant Override USPS Electronic Signature Online (eSOL)
8. Revised Appendix C Shipping Services File v2.0
 - a. Revised Content Rules and Limitations Section
 - i. Merchant Override USPS Electronic Signature Online (eSOL)

Date: 09/26/2019

1. Updated Section 8.15 Merchant Override Electronic Signature Online (eSOL) Out-Out
2. Updated Appendix A Shipping Services File v1.6
 - a. Added New Field Name-Merchant Override
 - b. Added New Content Rules and Limitations Section
 - i. Merchant Override-Electronic Signature Online (eSOL) Opt-Out
 - ii. Value 3
3. Updated Appendix B-Shipping Services File v1.7
 - a. Added New Field Name-Merchant Override
 - b. Added New Content Rules and Limitations Section
 - i. Merchant Override-Electronic Signature Online (eSOL) Opt-Out
 - ii. Value 3
4. Updated Appendix C-Shipping Services File v2.0
 - a. Added New Field Name-Merchant Override
 - b. Added New Content Rules and Limitations Section
 - i. Merchant Override-Electronic Signature Online (eSOL) Opt-Out

ii. Value 3

5. Updated Appendix E-3 Confirmation Error Warning Messages
 - a. Added 817 - 'NO PRODUCTS ARE MAILABLE TO &destn_country_name'
 - b. Added 818 - 'MAIL CLASS &m_cl_code NOT AVAILABLE IN &destn_country_code; OTHER CLASSES AVAILABLE'
 - c. Added 819 - 'EXTRA SERVICE(S) &extra_svc_code NOT AVAILABLE IN &destn_country_name';

Date: 09/16/2019

1. Added Section 8.14 Cremated Remains
2. Deleted Section 8.11 USPS Electronic Signature Online (eSOL)
3. Reserved Section 8.15 for Merchant Override Electronic Signature Online (eSOL)
4. Updated Appendix J-Table 11
 - a. Removed rate indicator 5R- 5-Digit Dimensional Rectangular Price
 - b. Removed rate indicator 5N- 5-Digit Dimensional Nonrectangular Price

Date: 08/04/2019

1. **Updated Appendix I Intelligent Mail Package Barcode Service Type Codes**
 - a. Added New STCs 090, 091, 092 and 093 for Cremated Remains shipments

Date: 07/25/2019

1. Updated Section 3.2.1-Things to Know about the Shipping Services File
 - a. Added Line Item Number 8- "Detail Record 2 (D2), (Detail Record 3 (D3), and Detail Record 4 (D4) must immediately follow their respective Detail Record 1 (D1), ensuring they are adjacent and in sequential ascending numeric order within the Shipping Services File. "
2. Updated Section 3.3-File, Manifest and Record
 - a. Added "Detail Record 2 (D2), (Detail Record 3 (D3), and Detail Record 4 (D4) must immediately follow their respective Detail Record 1 (D1), ensuring they are adjacent and in sequential ascending numeric order within the Shipping Services File."
3. Updated Section 3.3.1-Detail Record 3 and 4
 - a. Added "Detail Record 3 (D3) and Detail Record 4 (D4) must immediately follow their respective Detail Record 1 (D1) and Detail Record 2 (D2), ensuring they are adjacent and in sequential ascending numeric order within the Shipping Services File."
4. Updated Section 3.4.3-Detail 2 Record Key Fields
 - a. Added "Detail Record 2 (D2) must immediately follow its respective Detail Record 1 (D1), ensuring they are adjacent and in sequential ascending numeric order within the Shipping Services File."
5. Updated Section 3.4.4-Details Records 3 and 4
 - a. Added "Detail Record 3 (D3) and Detail Record 4 (D4) must immediately follow their respective Detail Record 1 (D1) and Detail Record 2 (D2), ensuring they are adjacent and in sequential ascending numeric order within the Shipping Services File."
6. Updated Appendix J-Table 11
 - a. Removed rate indicator 'US'
7. Appendix A, Appendix B, Appendix C, Appendix D: Update Content Rules and Limitation Columns
 - a. Removed wording regarding rate indicator 'US'
8. Appendix A-Shipping Services File (SSF) v1.6 Detail Record 1
 - a. Removed language around rate indicator 'US', Record Position 373-374
9. Appendix B-Shipping Services File (SSF) v1.7 Detail Record 1
 - a. Removed language around rate indicator 'US', Record Position 373-374
10. Appendix C-Shipping Services File (SSF) v2.0, Detail Record 1
 - a. Removed language around rate indicator 'US', Record Position 37
11. Appendix D-4, Shipping Partner Event File v5.0, Record Position 546-547

- a. Removed language around rate indicator 'US'

Date: 05/31/2019

1. Entire Document: Updated FTP to SFTP
2. General formatting updates, grammar and spelling updates
3. Updated Section 1.2.1
 - a. Removed column referencing July 2017 IMpb Compliance Thresholds
4. Updated Section 1.5 to include Delivery Partner files as a file that can be processed in the TEM environment
5. Added Section 2.6 -Enterprise Payment System
6. Updated Section 3.1 Exhibit 1 -Shipping Services File Data Flow
7. Updated Section 3.2.1
 - a. Added "For non-eVS customer (Manifest mailing solution) shippers must present the SSF at the time of mailing. "
8. Added Section 7.3 Unused Label
9. Added Section 8.11 USPS Electronic Signature Online (eSOL)
10. Updated Section 8.12 Open and Distribute
 - a. Removed wording regarding transition period to comply with the new PMEOD and PMOD labeling requirements
11. Appendix A, Appendix B, Appendix C, Appendix D: Updated Content Rules and Limitation Columns
 - a. Change the Priority Mail dimensional (dim) weight calculation so that it is based on the greater of the actual weight or the dimensional weight for Priority Mail for all zones including Local & 1 - 9, and divisor of 166 (formerly 194).
 - b. Change Priority Mail Express dimensional (dim) weight calculation so that it is based on the greater of the actual weight or the dimensional (dim) weight for Priority Mail Express for packages over one cubic foot for all entries and all zones, including Local & 1 – 9, and divide the cubic volume by a divisor of 166 (formerly 194).
 - c. Change the Parcel Select dimensional (dim) weight calculation so that it is based on the greater of the actual weight or the dimensional weight for Parcel Select for packages over one cubic foot for all entries and all zones 1-5 and divide the cubic volume by a divisor of 166 (formerly 194). Parcel Select Ground packages over one cubic foot for all zones 1- 9 and divide the cubic volume by a divisor of 166 (formerly 194).
12. Appendix A, Appendix B, Appendix C: Updated Content Rules and Limitation Columns
 - a. Added language around Carrier Release Product to include Merchant Override Electronic Signature Online (eSOL)
13. Appendix B-Shipping Services File (SSF) v 1.7 Detail Record 1
 - a. Added language around Description and Example, Record Position 003-036 to include International File requirements
 - b. Added language around Example and Content Rules and Limitation Columns, Record Position 047-051 to include International File requirements
14. Appendix C-Shipping Services File (SSF) v 2.0 Detail Record 1
 - a. Added language around Description and Example Columns, Record Position 2 to include International File Requirements
15. Appendix G-2: Scan Extract File Version 1.6 File Layout Type: Updated language around Content Rules and Limitation
 - a. Electronic Signature Online (eSOL)
 - b. Barcode Input Method
16. Appendix G-3: Scan Extract File Version 2.0 File Layout Type: Updated language around Content Rules and Limitation
 - a. Electronic Signature Online (eSOL)
 - b. Barcode Input Method
17. Updated Appendix J- Table 7-Extra Services Codes, Three-Digit Extra Services Code-IMpb COMM
 - a. Added Three-Digit Code 859-Special Handling – Cremated Remain International
18. Updated Appendix J- Table 11 – Added New Rate Indicator Codes

Appendix Q: Publication Change Notes

- a. Added 3R-3-Digit Dimensional Rectangular Price
 - b. Added 3N-3-Digit Nonrectangular Price
 - c. Added 5R-5-Digit Dimensional Rectangular Price
 - d. Added 5N-5-Digit Nonrectangular Price
19. Updated Appendix J- Table 13-Removed Surcharge Type Code for Balloon Surcharge
- a. Removed S2-Balloon Surcharge –Priority Mail
 - b. Removed S3-Balloon Surcharge-Standard Post
 - c. Removed S7-Balloon Surcharge-Non machinable Standard Post
20. Added Appendix Q-Publication Change Notes
- a. Removed changes notes from the beginning of the document

Date: 10/10/2018

1. Added IMpb Compliance Thresholds and effective dates in Chapter 1 and Appendices A, B and C
2. Incorporated changes throughout to account for January 2019 Price Change updates
3. Updated Section 1.2.1 Intelligent Mail Package Barcode (IMpb) Compliance Rules
 - a. Incorporated new IMpb Quality Compliance Thresholds
 - b. Revised Table 3-Address Quality Validations
4. Update Section 4.2.3 International
 - a. Added “For international mail items, in the Shipping Services File, please provide the 24-character Mailer Barcode in the Customer Reference Number and the 13-character Customs Barcode in the Tracking Number. Refer to Export Compliance Data Requirements document <https://postalpro.usps.com/node/2710>, Section 2.3, Table 1 for the complete list of Customs Barcode requirements and examples and Section 3.3 for the complete list of Mailer Label Barcode Convention requirements and examples.”
5. Replaced RIBBS with PostalPro and updated links
6. Revised Appendix G-4 USPS Domestic Tracking Scan Events
7. Update Section 8.11 Open and Distribute
(The Postal Service has granted a grace period for the implementation of complete delivery address and will allow mailers to continue using the existing address standards.)
 - a. Incorporated new address requirements in section 8.11.1.1.5
 - b. Incorporated new address requirements in section 8.11.2.1.5
8. Updated Section 8.3 Commercial Plus Cubic
 - a. Added cubic tier measurement for soft pack and padded envelopes

Date: 9/13/2018

1. Updated Shipping Services File rules
2. Incorporated changes throughout to account for January 2019 Price Change updates
3. Updated Section 1.2.1 Intelligent Mail Package Barcode (IMpb) Compliance Rules
 - a. Incorporated new IMpb Quality Compliance Thresholds

Date: 1/11/2018

1. Revised Section 8.4 Hold for Pickup
 - a. Added Section 8.6.4 Collect on Delivery (COD) Hold for Pickup Label
2. Updated Section 1.2.1 Intelligent Mail Package Barcode (IMpb) Compliance Rules
 - a. Incorporated new IMpb Quality Compliance Thresholds

Date: 11/01/2017

1. Updated Section 1.2: Background Sections 1.2.1-1.2.2
2. Revised Appendix E-3 Confirmation Error Warning List
3. Revised Appendix G-4 USPS Domestic Tracking Scan Events
4. Updated Appendix J: Reference Data
 - a. Table 15- IMpb Non- Compliance Codes
 - b. Table 16- IMpb Non-Compliance Report Codes
5. Removed Appendix J: Reference Data, Table 17- Address Compliance Codes

Date: 4/14/2017

1. Incorporated changes throughout to account for January 2017 Price Change updates
2. Revised the EDI Codes Table
 - a. Added scan event description
3. Updated Section 1.2.1 Intelligent Mail Package Barcode Compliance Threshold changes
4. Revised Appendix G-4 USPS Domestic Tracking Scan Events
5. Removed section 8.4 Critical Mail from document
6. Removed section 8.5 First Class Package Service Commercial Plus Parcels
7. Removed mention of Hold For Pickup from Section 8.8 Collect on Delivery
8. Replaced RIBBS with PostalPro and updated links
9. Revised Section 1.2.2
 - a. Updated the information in all sub-sections (1.2.2.1, 1.2.2.2, 1.2.2.3) to incorporate the January 2017 Price Change release
 - b. Updated Appendix I: Intelligent Mail Package Barcode Service Type Code
 - c. Added two new columns to the table:
 - i. To indicate if the STC is retired, changed, or new;
 - ii. To indicate the effective date of the retired, changed, or new STC
10. Updated USPS terminology to be consistent throughout document.
 - a. Updated instances of mail piece to mailpiece
 - b. Updated instances of First Class to First-Class
 - c. Updated formatting of IMpb and IMcb
 - d. Removed spelling out of numbers in Appendix D
11. Replaced Standard Mail with USPS Marketing Mail
12. Replaced Parcel Post with Standard Post
13. Deleted duplicate Abbreviations from Appendix M
14. Corrected PostalOne! to *PostalOne!*
15. General formatting updates, grammar and spelling updates

Date: 10/19/2016

1. Revised Section 1.2.1 to the Current Intelligent Mail Package Barcode (IMpb) Compliance Rules
2. Added Section 1.2.3 – ACS for Parcels
3. Updated Section 3.2.1 to further explain Shipping Services File Requirements
4. Revised Section 8.8 Collect on Delivery (COD)
5. Revised Appendix D - Shipping Partner Event Files
 - a. Removed the Example Entry Record for <195-196>; Customer Delivery Preference
6. Revised Appendix G-4 Scan Event Codes and EDI Codes
 - a. Updated the table
 - b. Added columns for Start the Clock and Stop the Clock Events
 - c. Moved all the international Scan Event Codes to a new table (Appendix G-5)
 - d. Scan Event Codes with Attributes
 - e. Revised the EDI Codes Table

Date: 12/10/2015

1. Incorporated changes throughout to account for January 2016 Price Change updates.
2. New Shipping Partner Event File Version 5.0, Release date January 31, 2016.

- a. Added EDI Codes: 58, 61 – 65, 71-73, OX, TX, WX

Date: 10/14/2015

Fixed issues with appendix headers not aligning up to proper section.

Date: 10/08/2015

1. Entire Document: Updated First-Class Mail to First-Class Package Service
2. Section 1.1: Added “meet IMpb requirements and”
3. Section 1.2: Added language to match USPS business requirements
4. Section 1.2.1: Added “IMpb Compliance is measured for assessment at the time of the first Arrival-at-Post Office Scan for the Shipping Services File and destination delivery address and/or 11-digit DPV ZIP Code requirements. The Arrival-at-Post Office event code is “07.” IMpb barcode compliance will continue to be measured based on the first physical scan event or receipt of the Shipping Services File manifest record. For customers who tender shipments at the BMEU, compliance is assessed at the time of mailing.”
5. Section 1.3: Added Link for New Standards to Enhance Package Visibility, December 18, 2013 (78 FR 76548
6. Section 2: Added language to match USPS business requirements
7. Section 3.2.1 Removed: “Effective January 25, 2015,”
8. Section 3.5 Removed language around the “Notes”
9. Section 8.6: Removed wording around “Nonpresort”
10. Appendix A: Type Updated language around Content Rules and Limitation:
 - a. Software Vendor Product Version Number
 - b. Destination ZIP Code
 - c. Destination ZIP+4
 - d. Mail Owner Mailer ID
 - e. Container Type 1
 - f. Container Type 2
 - g. Container Type 3
 - h. FAST Scheduled Induction Time
 - i. Method of Payment
 - j. Post Office of Account ZIP Code
 - k. Postage
 - l. Weight
 - m. Processing Category
 - n. Rate Indicator
 - o. Extra Service Code 1st Service
 - p. Extra Service Code 2nd Service
 - q. Extra Service Code 3rd Service
 - r. Extra Service Code 4th Service
 - s. Extra Service Code 5th Service
 - t. Destination Delivery Point
 - u. Delivery Address
 - v. State
11. Appendix A: Updated Required Filed to display correct File Type
12. Appendix B: Type Updated language around Content Rules and Limitation:
 - a. Software Vendor Product Version Number
 - b. Destination ZIP Code
 - c. Destination ZIP+4
 - d. Mail Owner Mailer ID
 - e. Container Type 1

Appendix Q: Publication Change Notes

- f. Container Type 2
 - g. Container Type 3
 - h. FAST Scheduled Induction Time
 - i. Method of Payment
 - j. Post Office of Account ZIP Code
 - k. Postage
 - l. Weight
 - m. Processing Category
 - n. Rate Indicator
 - o. Extra Service Code 1st Service
 - p. Extra Service Code 2nd Service
 - q. Extra Service Code 3rd Service
 - r. Extra Service Code 4th Service
 - s. Extra Service Code 5th Service
 - t. Destination Delivery Point
 - u. Delivery Address
 - v. State
13. Appendix B: Updated Required Filed to display correct File Type
14. Appendix C: Type Updated language around Content Rules and Limitation:
- a. Software Vendor Product Version Number
 - b. Destination ZIP Code
 - c. Destination ZIP+4
 - d. Mail Owner Mailer ID
 - e. Container Type 1
 - f. Container Type 2
 - g. Container Type 3
 - h. FAST Scheduled Induction Time
 - i. Method of Payment
 - j. Post Office of Account ZIP Code
 - k. Postage
 - l. Weight
 - m. Processing Category
 - n. Rate Indicator
 - o. Extra Service Code 1st Service
 - p. Extra Service Code 2nd Service
 - q. Extra Service Code 3rd Service
 - r. Extra Service Code 4th Service
 - s. Extra Service Code 5th Service
 - t. Destination Delivery Point
 - u. Delivery Address
 - v. State
15. Appendix C: Updated Required Filed to display correct File Type

Date: 09/07/2015

1. Certified Mail[®], Confirm[®], DMM[®], Priority Mail Express[®], Priority Mail Express International[®], FAST[®], First-Class Package Service[®], First-Class Package Service International[®], Global Express Guaranteed[®], Intelligent Mail[®], Media Mail[®], Standard Post[®], Parcel Select[®], Priority Mail[®], Priority Mail International[®], PostalPro[®], USPS Marketing Mail[™] United States Postal Service[®], USPS[®], and ZIP + 4[®] are among the registered trademarks of the United States Postal Service. *PostalOne!*[™], USPS, U.S. Postal Service, United States Postal Service, Commercial Base[™], Commercial Plus[™], USPS Tracking[™], IMpb[™], IMb[™], Postal Service[™], Signature Confirmation[™], ZIP[™], and ZIP Code[™] are among the trademarks of the United States Postal Service. All other trademarks used are the property of their respective owners.

Date: 04/13/2015

1. Transitioning from Shipping Services File Version 1.6 to Shipping Services File Version 1.7/2.0 486
2. Revised section 1.2 background
 - a. Added IMpb benefits
 - b. Removed references to dates
3. Revised section 1.2.1 IMpb compliance & exception process
 - a. Added new IMpb requirements, compliance thresholds and non-compliance fees will apply to competitive products only
 - b. Compliance threshold table added
4. Revised section 1.3
 - a. Added reference materials (DMM sections and Publications)
 - b. The USPS also supports Electronic Data Interchange (EDI) exchange with customers.
 - i. Revised message types
5. Section 1.5 revised
 - a. Electronic file changed to shipping service file
6. Section 2.1 revised to include
 - a. Transition from shipping services file version 1.6 to 1.7/2.0
7. Section 3.2.1 revised
8. Section 3.3 revised
 - a. Added SFF consists of six distinct records
9. Section 3.4.2 exhibit 3: detail 1 record key fields revised
 - a. Addition/deletion of comments in field name tracking number, Service type code, logistic manager mailer ID, Container ID (1, 2, 3), Extra service Code (1st, 2nd, 3rd, 4th, 5th) service
10. Section 3.4.2 revised
 - a. Exhibit 4; detail 2 record key fields
11. Section 3.5 changed shipping partner event codes to shipping partner event file
12. Section 4.3 revised
 - a. There are ten constructs for commercial mailers and ten constructs for online/PC postage/postage meter shippers.
13. Section 4.4 Exhibit 9: Elements of a Package Barcode for Online/PC Postage/Meter Mailers revised section for Tracking information serial number field
14. Revised section 5.2, 5.2.1. 5.2.2 for customer interface files section 5
 - a. Revised report version 1.7/2.0
15. Revised section 5.4 eVS Postage Payment Extract File - Version 1.1/2.0
 - a. Additional notes added
16. Addition of section 5.5 Reconciliation Extract File – Version 1 and 5.5.1 File naming convention
17. Additional notes added to section 5.6
18. Changed all references to PTS to PTR
19. Appendix changes

Date: 09/30/2014

1. Added IMpb Compliance Thresholds and effective dates in Chapter 1 and Appendices A, B and C
2. Added language regarding Destination Delivery Address/Delivery Point requirements to Chapter 2
3. Added a reminder for mailers to enter the correct Origin ZIP Code in PS Form 5630, Chapter 3
4. Updated Weekly Unmanifested/Incorrectly Manifested timetable in Chapter 5
5. Added New File Edit requirements in Chapter 7
6. Deleted Sample PS Form 315 (privately printed label example) from Chapter 8
7. Added 8.8.3.2 requiring a separate shipping label on COD parcels in Chapter 8
8. Added Merchandise Return Service (MRS) and Scan Based Payment (SBP) products to Chapter 8, Product Specific Information
9. Updated all sample PS Forms in Chapter 8 to reflect latest version including IMPBs on labels
10. Added Destination Delivery Address and Delivery Point requirements language to File Layout
11. Specifications in Appendices A, B, and C

Appendix Q: Publication Change Notes

12. Edited Defaults from 'zeroes' to 'spaces' in SSF versions 1.6 and 1.7, D1 records, and in SSF version 2.0
13. Updated Confirmation/Error/Warning File images in Appendix E
14. Added previously omitted field 27 to Postage Payment Extract File v 1.1 in Appendix F
15. Additions and revisions to Event Codes, Appendix G-7
16. Added STCs 602-604 as Class-Specific COD, Hold for Pickup (HFP) for Priority Mail, First-Class and Parcel Select to Appendix I
17. Added STCs 893-897 (Signature Confirmation with Restricted Delivery combinations) to Appendix I
18. Corrected eVS-supported column throughout STC table, Appendix I
19. Changed verbiage in STCs 858 and 859 description to reflect correct mail class in Appendix I
20. Added version 2.0 field locations to Reference Tables in Appendix J
21. Edited and renumbered process steps in Appendices O and Q, Customer Checklists
22. Added an additional 'Entry Facility Type' – 'I' for International Service Center to SSF versions 1.7 and 2.0,
23. Added Appendix D-3, Shipping Partner File version 4.0

Date: 03/01/2014

1. Changed all reference to the Tracking Number and Electronic File Number Uniqueness period from 180 days to 120 days.
2. Section 1.2.1, section 2, Appendix A, Appendix B, Appendix C, Appendix D, and Appendix E: changed the Address compliance business rule from "The destination address or ZIP Code +4 being populated" to "The destination address or 11-digit validated Delivery Point Code."
3. Section 3.2.1: Added the rule that a shipping services file cannot contain mixed version types i.e. 1.6 and 2.0.
4. Section 3.5 and Appendix E: Added that the GX event is valid event for Shipping Partner Event File Version 3.0 and 4.0.
5. Section 8.14.1: Added the new rule for BRM IMpb compliance
6. Appendix A, Appendix B, Appendix C, Appendix D and Appendix E: Added the rule for which special characters can be included in the Destination Delivery Address, Sender Address and Recipient Address.
7. Appendix G-7: The following new events were added to the list: LX, GX, MK, MP, MU, MX, VA, VC, VX, VR, and VS. Event 57 description was changed to "Held Customer Request". Event 45 description was changed to "Tender to Military Agent". The EDI status codes were provided for the same events listed above.
8. Appendix I: Documented the Retired and New STCs.
9. Appendix J – Table 1 – Barcode Construct: Document the following new barcode constructs for online mailers: N07, N08, N09 and N10. Documented the construct descriptions for '99M' Container barcode construct and Intelligent Mail Tray/Sack barcode.
10. Appendix J – Table 7 – Extra Service Codes: The following new Extra Service Codes were added: 852, 853, 911, 912, 913, 917, 924, 934 and 941. Updated the following Extra Service Codes description: 852 and 853.
11. Appendix J – Table 9 – IMpb Non-Compliance Codes: The following IMpb Non-Compliance codes were documented: BF, DZ, SF and UN.

Date: 01/27/2014

1. Changed all references to Transaction ID in File Specification Layouts for Shipping Services Files in Appendices A, B, and C, to reflect uniform File Edits effective January 2014
2. Added Transaction ID formatting to all eVS Reconciliation File Extracts in Appendix H
3. Added new Shipping Partner Event Codes to Section 3.5

Date: 11/22/2013:

1. Added Service Type Codes for Merchandise Returns of Hazardous Materials to Appendix I, STCs (effective January 26, 2014)
2. Added Additional Service Codes for Hazardous Materials, Live Animals, and Cremated Remains to Table 7-1 in Appendix J (effective January 26, 2014)
3. Changed rules in Shipping Service File Layouts to reflect uniform requirements of File Types 1 and 2
4. Added verbiage to Chapter 1, reflecting new requirements for secure file transfer

Appendix Q: Publication Change Notes

5. Added verbiage to Chapter 1, expanding IMpb requirements in effect January 26, 2014
6. Added Section 1.2.1 to include IMpb Exception process
7. Added sample Insurance Forms 3813 and 3813-P to Chapter 8
8. Added sample Merchandise Return Form 3804 to Chapter 8
9. Added standard submission requirements for Privately Printed Forms to Chapter 8 for the following forms:
 - a. PS Form 3800 Certified Mail
 - b. PS Form 200, Registered Mail
 - c. PS Forms 3813 and 3813-P Insured Mail
 - d. PS Form 3811, Return Receipt
 - e. PS Form 3811, Return Receipt for Merchandise
 - f. PS Form 3816, COD
10. Added new Scan Event Extract File versions 1.6 and 2.0 to Appendix G

Date: 09/16/2013:

1. Added Scan Event Extract Codes file specification layout versions 1.6 and 2.0 for optional use with November 2, 2013 PTR release 1.6
2. Added Shipping Partner File version 3.0 file layout specification
3. Updated Appendix I, Intelligent Mail package barcode Service Type Codes (STCs), to remove the following invalid service combinations:

STC	DESCRIPTION	REMOVAL DATE
025	Priority Mail	12/7/2012
378	Parcel Post	12/7/2012
406	Standard Post: Registered, COD, USPS Tracking	09/04/2013
477	Bound Printed Matter: Registered, COD, USPS Tracking	09/04/2013
538	Media Mail: Registered, COD, USPS Tracking	09/04/2013
642	Parcel Select	12/7/2012
710	Priority Mail Express Post Office-Addressee	12/7/2012
789	Parcel Select Lightweight	12/7/2012